



US00D728010S

(12) **United States Design Patent**
Xu

(10) **Patent No.:** **US D728,010 S**

(45) **Date of Patent:** **** Apr. 28, 2015**

(54) **BENCH-TYPE PAPER SHREDDER**

(71) Applicant: **Bonsen Electronics Co., Ltd.**,
Dongguan, Guangdong (CN)

(72) Inventor: **Ning Xu**, Guangdong (CN)

(73) Assignee: **Bonsen Electronics Co., Ltd.**,
Dongguan, Guangdong (CN)

(**) Term: **14 Years**

(21) Appl. No.: **29/435,968**

(22) Filed: **Oct. 31, 2012**

(30) **Foreign Application Priority Data**

May 30, 2012 (CN) 2012 3 0210016

(51) **LOC (10) Cl.** **18-04**

(52) **U.S. Cl.**
USPC **D18/34.5**

(58) **Field of Classification Search**
USPC D18/34.3, 34.4, 34.5, 34.6, 34.9;
D23/356, 359, 360, 364; 241/100, 236,
241/30, 36

See application file for complete search history.

(56) **References Cited**

U.S. PATENT DOCUMENTS

D265,909	S	*	8/1982	Hatanaka	D18/34.6
D277,190	S	*	1/1985	Sadler	D18/34.5
D299,035	S	*	12/1988	Nishibori et al.	D18/34.6
D325,043	S	*	3/1992	Widdison	D18/34.5
D325,925	S	*	5/1992	Widdison	D18/34.5
D326,866	S	*	6/1992	Widdison	D18/34.5
6,964,386	B2	*	11/2005	Ho	241/236
7,104,481	B2	*	9/2006	Schenker	241/100
D551,698	S	*	9/2007	Shuhui et al.	D18/34.5
D678,396	S	*	3/2013	Zhang et al.	D18/34.5
D679,319	S	*	4/2013	Romanovich	D18/34.5
2008/0230640	A1	*	9/2008	Mussig et al.	241/100

* cited by examiner

Primary Examiner — Bridget L Eland

(74) *Attorney, Agent, or Firm* — Jackson IPG PLLC



(57) **CLAIM**

The ornamental design for a bench-type paper shredder, as shown and described.

DESCRIPTION

FIG. 1 is a perspective view of a bench-type paper shredder showing my new design;
FIG. 2 is a front elevational view thereof;
FIG. 3 is a rear elevational view thereof;
FIG. 4 is a left side elevational view thereof;
FIG. 5 is a right side elevational view thereof;
FIG. 6 is a top plan view thereof; and,
FIG. 7 is a bottom plan view thereof.

1 Claim, 4 Drawing Sheets



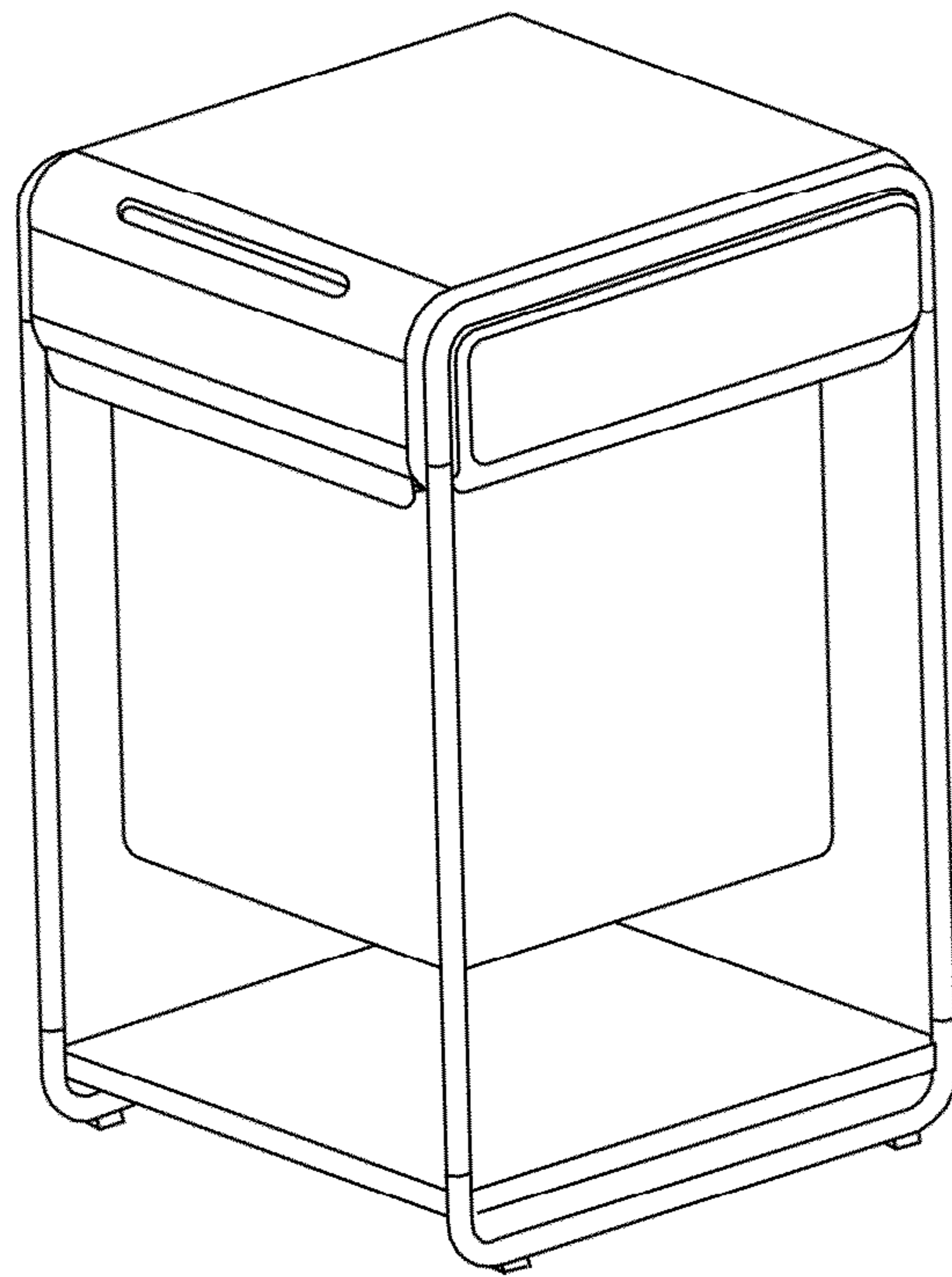


Fig. 1




Fig. 2




Fig. 3




Fig. 4




Fig. 5




Fig. 6




Fig. 7