



US00D728005S

(12) **United States Design Patent**
Yee

(10) **Patent No.:** **US D728,005 S**
(45) **Date of Patent:** **** Apr. 28, 2015**

- (54) **EYEGLASS**
- (71) Applicant: **Oakley, Inc.**, Foothill Ranch, CA (US)
- (72) Inventor: **Peter K. Yee**, Irvine, CA (US)
- (73) Assignee: **Oakley, Inc.**, Foothill Ranch, CA (US)
- (**) Term: **14 Years**
- (21) Appl. No.: **29/507,144**
- (22) Filed: **Oct. 24, 2014**
- (51) **LOC (10) Cl.** **16-06**
- (52) **U.S. Cl.**
USPC **D16/326; D16/335**
- (58) **Field of Classification Search**
CPC G02C 2200/08; G02C 1/06
USPC D16/101, 300-342, 900; D29/109-110;
351/41, 44, 51-52, 62, 158, 92,
351/103-123, 140-153, 63, 59, 45-46;
2/426-432, 447-449, 441, 434-437,
2/13, 15; D21/483, 659-661; D14/372
See application file for complete search history.

(56) **References Cited**

U.S. PATENT DOCUMENTS

D73,077 S	7/1927	Gaspari
D73,900 S	11/1927	Dunkelsberg
D76,602 S	10/1928	Bouchard
D80,488 S	2/1930	Marciano
D90,994 S	11/1933	Pappert
D127,371 S	5/1941	Hommer
D135,992 S	7/1943	Pomeranz
D218,570 S	9/1970	Huggins
4,470,674 A	9/1984	Piampiano
D314,780 S	2/1991	Ramp
D324,394 S	3/1992	Jannard
D324,528 S	3/1992	Jannard
D325,040 S	3/1992	Jannard
D329,442 S	9/1992	Jannard
D329,445 S	9/1992	Jannard

D330,035 S	10/1992	Jannard
D330,716 S	11/1992	Jannard
D330,903 S	11/1992	Jannard
D342,959 S	1/1994	Jannard et al.
D344,281 S	2/1994	Jannard et al.
D344,742 S	3/1994	Jannard
D354,501 S	1/1995	Jannard
D358,600 S	5/1995	Jannard
D365,357 S	12/1995	Jannard et al.
D365,591 S	12/1995	Jannard et al.
D373,781 S	9/1996	Simioni et al.
D374,884 S	10/1996	Jannard
D375,112 S	10/1996	Jannard
D376,381 S	12/1996	Jannard et al.
D382,891 S	8/1997	Flanagan

(Continued)

OTHER PUBLICATIONS

U.S. Appl. No. 29/507,139, filed Oct. 24, 2014, Yee.

(Continued)

Primary Examiner — Raphael Barkai

(74) *Attorney, Agent, or Firm* — Knobbe Martens Olson & Bear, LLP

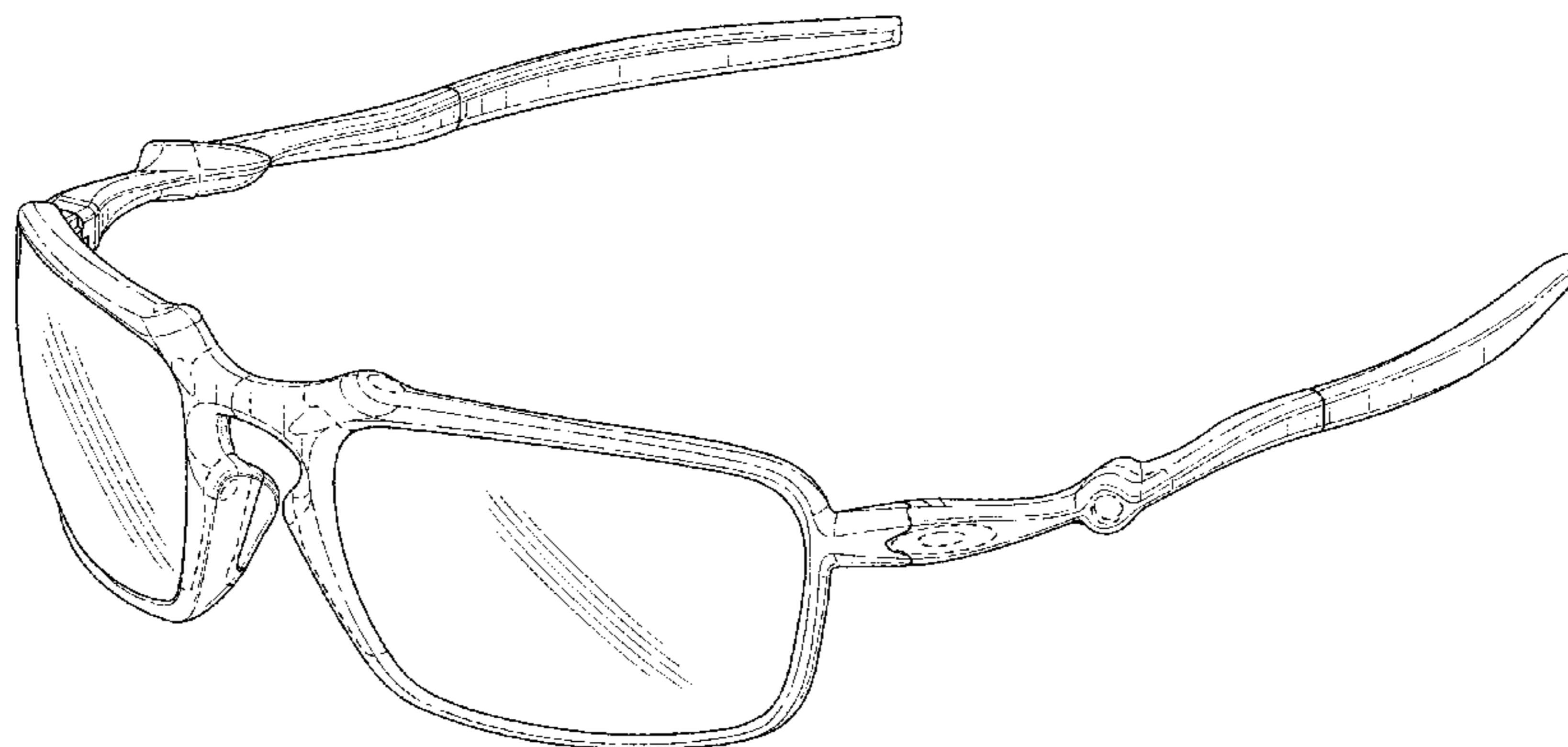
(57) **CLAIM**

The ornamental design for an eyeglass, as shown and described.

DESCRIPTION

FIG. 1 is a front perspective view of an eyeglass showing an embodiment of the new design;
 FIG. 2 is a front elevational view thereof;
 FIG. 3 is a rear elevational view thereof;
 FIG. 4 is a left side elevational view thereof, the right side elevational view being a mirror image thereof;
 FIG. 5 is a top plan view thereof; and,
 FIG. 6 is a bottom plan view thereof.
 The broken lines in the Figures show portions of the eyeglass which form no part of the claimed design.

1 Claim, 4 Drawing Sheets



(56)

References Cited

U.S. PATENT DOCUMENTS

D384,364 S 9/1997 Yee
 D398,326 S 9/1998 Jannard et al.
 D399,240 S 10/1998 Jannard et al.
 D399,519 S 10/1998 Yee
 D399,866 S 10/1998 Yee
 D410,484 S 6/1999 Jannard et al.
 D410,485 S 6/1999 Jannard et al.
 D420,036 S 2/2000 Yee et al.
 D423,035 S 4/2000 Yee et al.
 D433,437 S 11/2000 Yee et al.
 D464,669 S 10/2002 Thixton et al.
 D464,982 S 10/2002 Thixton et al.
 D470,166 S 2/2003 Yee et al.
 D473,583 S 4/2003 Thixton et al.
 D477,623 S 7/2003 Thixton et al.
 D544,020 S 6/2007 Thixton et al.
 D548,268 S 8/2007 Yee
 D569,412 S 5/2008 Jannard et al.
 D579,480 S 10/2008 Yee et al.
 D579,968 S * 11/2008 Yee et al. D16/320
 D581,443 S 11/2008 Jannard et al.
 D581,444 S 11/2008 Jannard et al.

D592,237 S * 5/2009 Flanagan D16/326
 D599,839 S * 9/2009 Rohrbach D16/326
 D614,685 S * 4/2010 Moritz D16/321
 D615,580 S * 5/2010 Baden et al. D16/326
 D622,304 S 8/2010 Baden et al.
 D636,010 S 4/2011 Moritz
 D655,741 S 3/2012 Yee
 D662,124 S * 6/2012 Shin D16/326
 D675,666 S * 2/2013 Thixton et al. D16/326
 D678,934 S * 3/2013 Yee D16/335
 D681,099 S * 4/2013 Markovitz et al. D16/326
 D688,728 S * 8/2013 Markovitz et al. D16/326
 D700,932 S 3/2014 Yee et al.
 D702,758 S * 4/2014 Markovitz et al. D16/326
 D703,733 S * 4/2014 Thixton et al. D16/335
 D706,859 S * 6/2014 Markovitz et al. D16/326
 D713,444 S 9/2014 Lee et al.

OTHER PUBLICATIONS

U.S. Appl. No. 29/507,141, filed Oct. 24, 2014, Yee.
 U.S. Appl. No. 29/507,143, filed Oct. 24, 2014, Yee.
 U.S. Appl. No. 29/507,145, filed Oct. 24, 2014, Yee.
 U.S. Appl. No. 29/509,132, filed Nov. 14, 2014, Uhm.

* cited by examiner

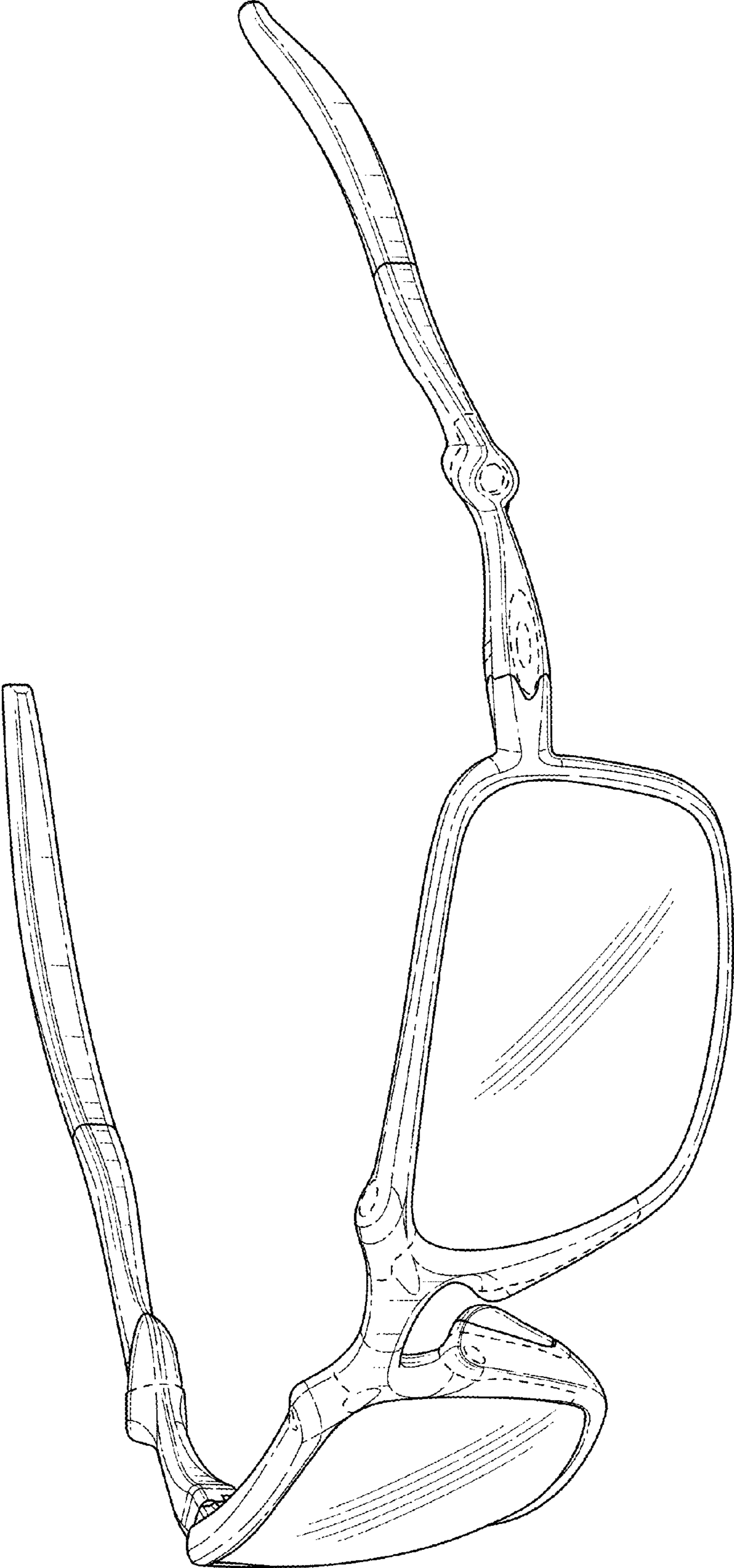


FIG. 1

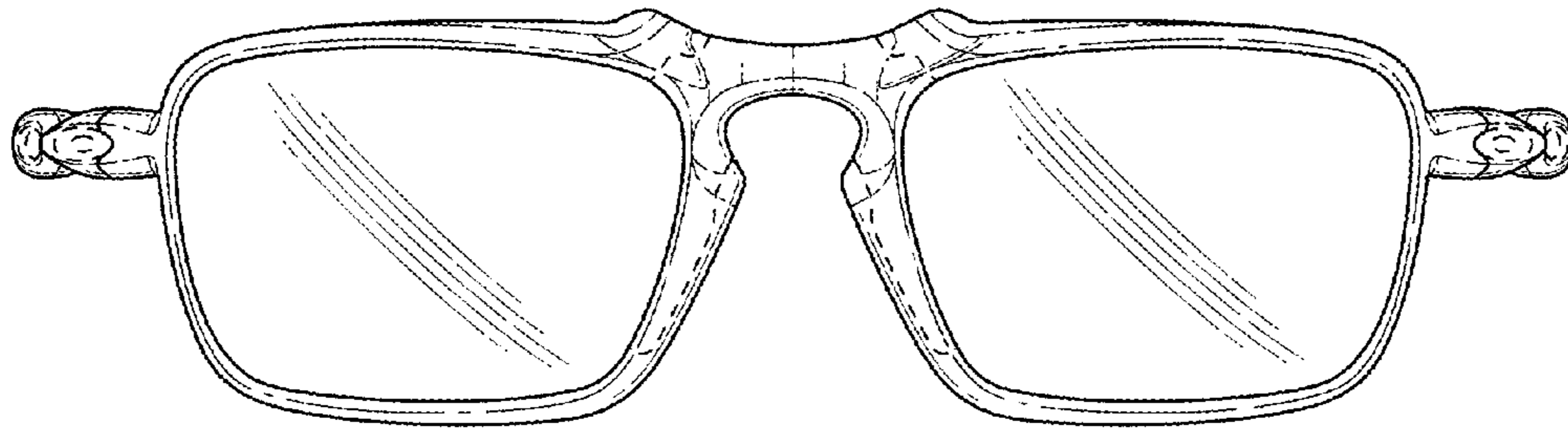


FIG. 2

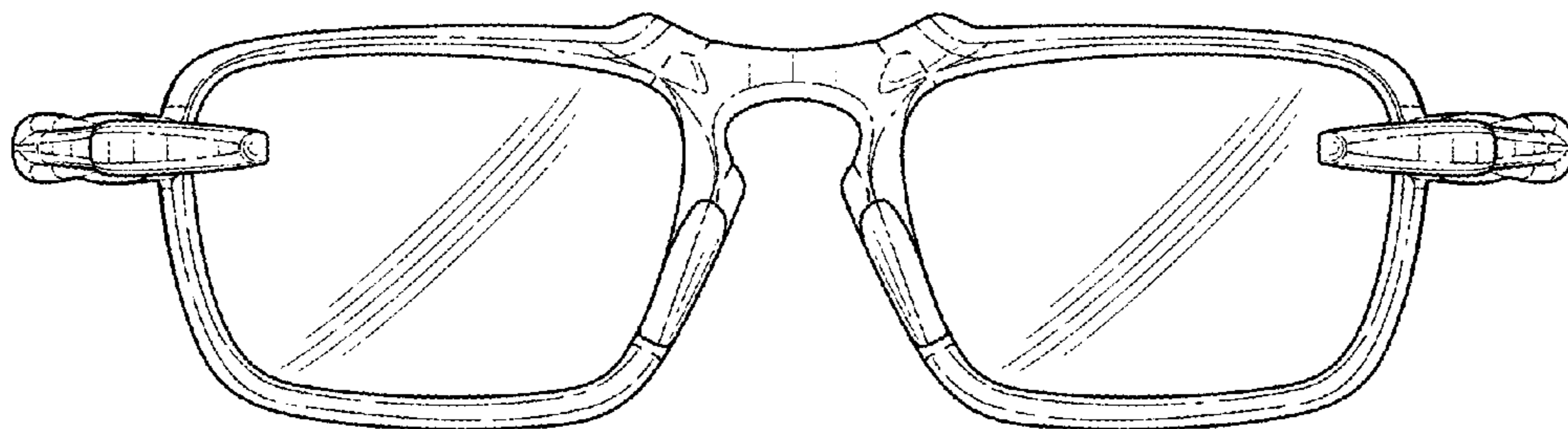


FIG. 3

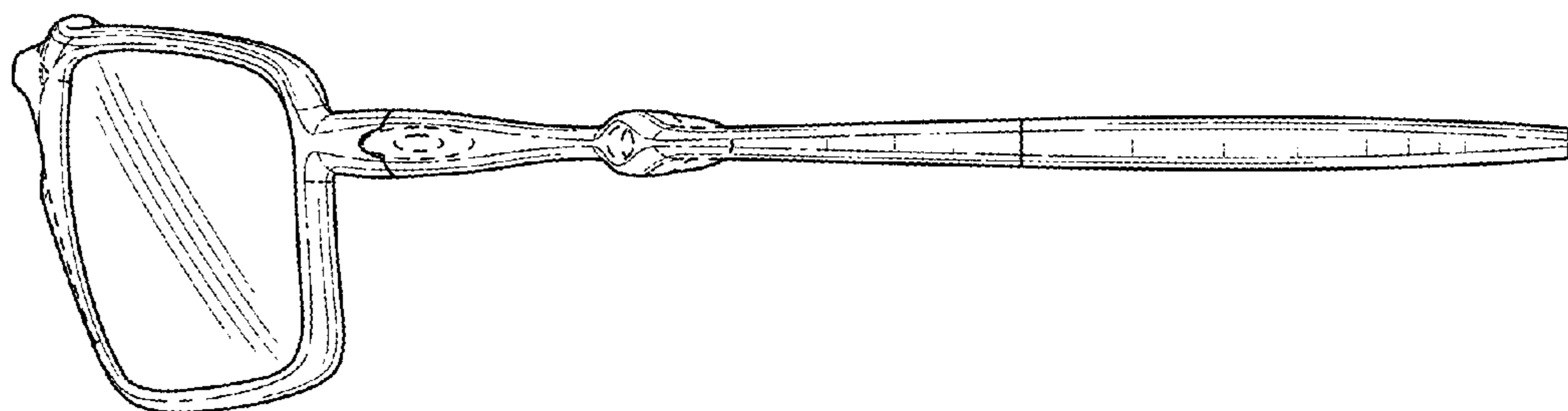


FIG. 4

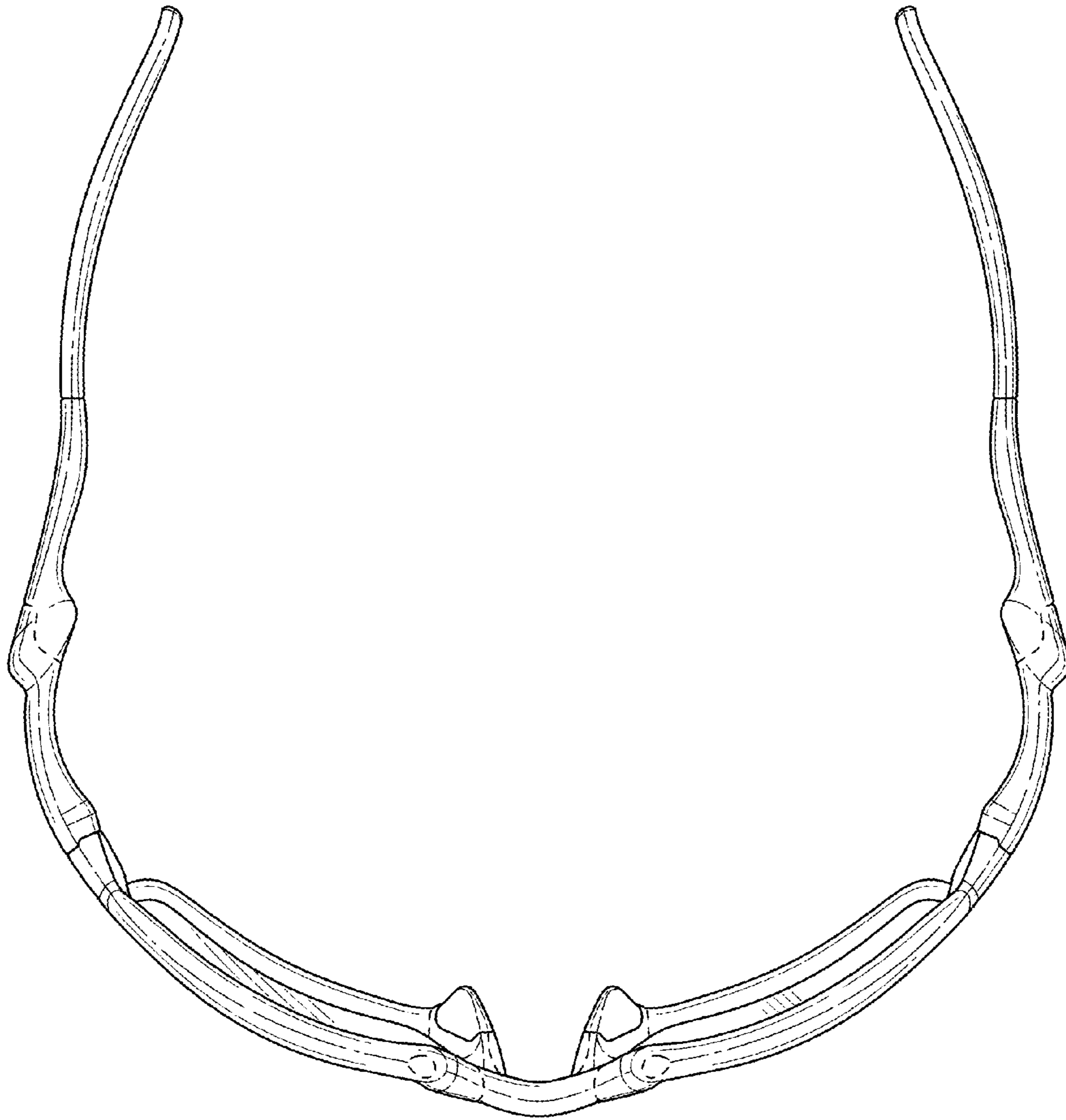


FIG. 5

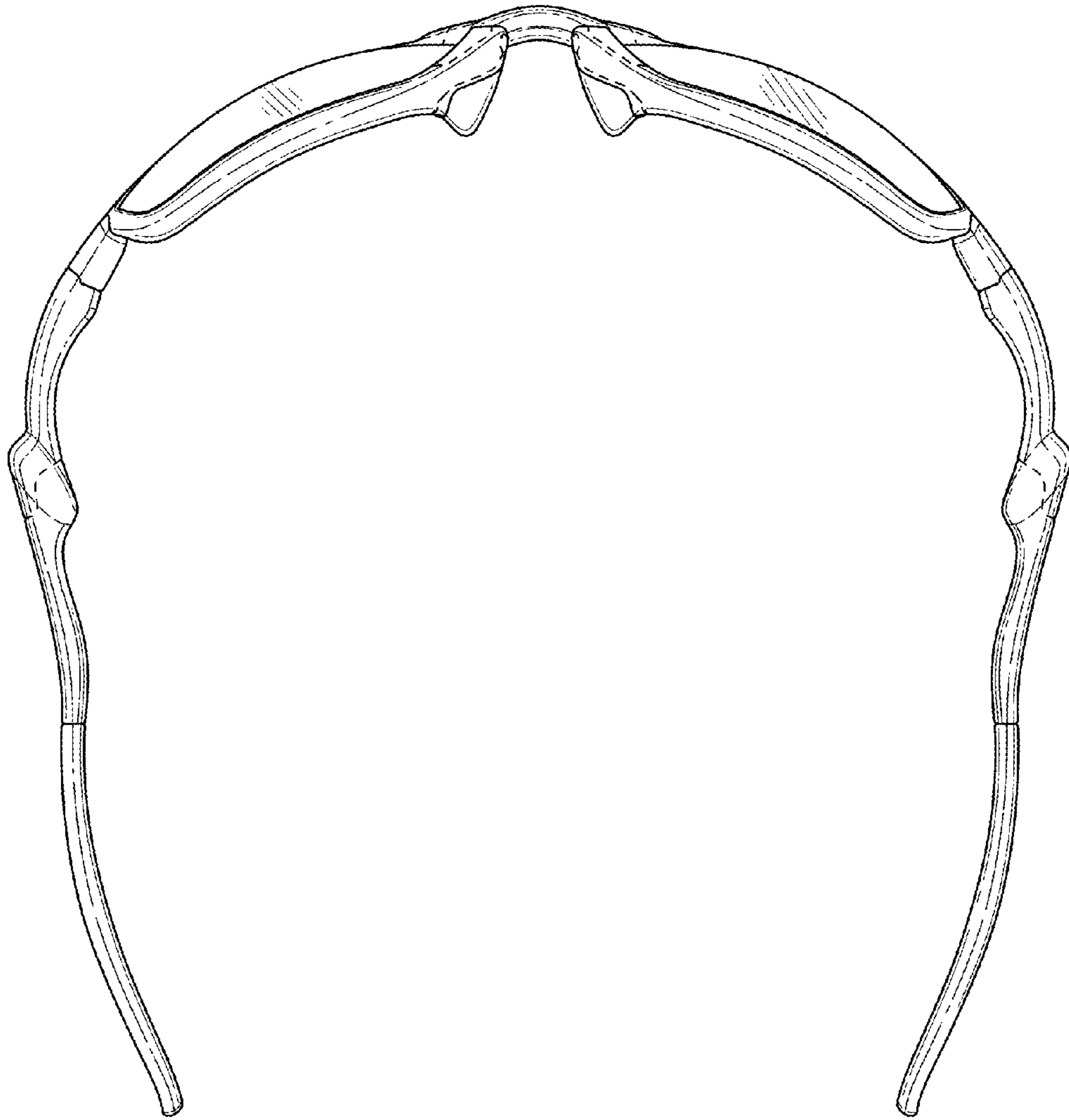


FIG. 6