



US00D728002S

(12) **United States Design Patent**
Uhm

(10) **Patent No.:** **US D728,002 S**
(45) **Date of Patent:** **** Apr. 28, 2015**

- (54) **EYEGLASS**
- (71) Applicant: **Oakley, Inc.**, Foothill Ranch, CA (US)
- (72) Inventor: **Kyusik Uhm**, Glendale, CA (US)
- (73) Assignee: **Oakley, Inc.**, Foothill Ranch, CA (US)
- (**) Term: **14 Years**
- (21) Appl. No.: **29/501,430**
- (22) Filed: **Sep. 4, 2014**
- (51) **LOC (10) Cl.** **16-06**
- (52) **U.S. Cl.**
USPC **D16/314; D16/335**
- (58) **Field of Classification Search**
CPC G02C 2200/08; G02C 1/06
USPC D16/101, 300-342, 900; D29/109-110;
351/41, 44, 51-52, 62, 158, 92,
351/103-123, 140-153, 63, 59, 45-46;
2/426-432, 447-449, 441, 434-437,
2/13, 15; D21/483, 659-661; D14/372
See application file for complete search history.

(56) **References Cited**

U.S. PATENT DOCUMENTS

D176,316 S	12/1955	Fleming
D178,178 S	7/1956	Fleming
D196,000 S	8/1963	McNeill
4,674,851 A	6/1987	Jannard
D293,450 S	12/1987	Jannard
4,730,915 A	3/1988	Jannard
4,824,233 A	4/1989	Jannard
4,859,048 A	8/1989	Jannard
4,867,550 A	9/1989	Jannard
D322,975 S	1/1992	Bolle
D323,333 S	1/1992	Jannard et al.
D324,394 S	3/1992	Jannard
D324,528 S	3/1992	Jannard
D325,040 S	3/1992	Jannard
D329,442 S	9/1992	Jannard

D329,445 S	9/1992	Jannard
D330,035 S	10/1992	Jannard
D330,716 S	11/1992	Jannard
D330,903 S	11/1992	Jannard
D334,389 S	3/1993	Bolle
5,208,614 A	5/1993	Jannard
5,249,001 A	9/1993	Jannard
D344,742 S	3/1994	Jannard
D384,364 S	9/1997	Yee
5,760,868 A	6/1998	Jannard et al.
D399,519 S	10/1998	Yee
D399,866 S	10/1998	Yee
D401,607 S	11/1998	Miniutti
5,903,331 A	5/1999	Lin
5,987,653 A	11/1999	Cyr

(Continued)

OTHER PUBLICATIONS

U.S. Appl. No. 29/471,271, filed Oct. 30, 2013, Shin.

(Continued)

Primary Examiner — Raphael Barkai

(74) *Attorney, Agent, or Firm* — Knobbe Martens Olson & Bear, LLP

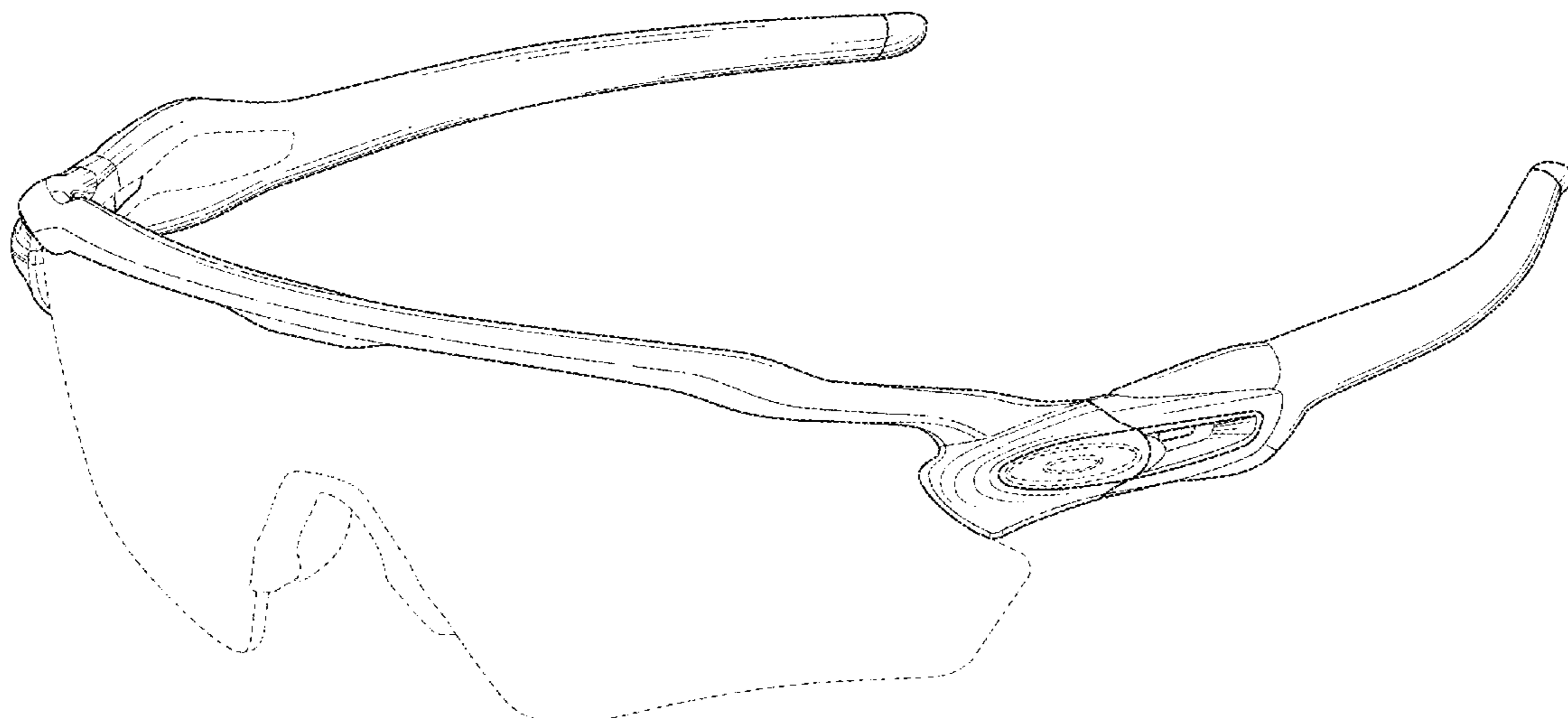
(57) **CLAIM**

The ornamental design for an eyeglass, as shown and described.

DESCRIPTION

FIG. 1 is a front perspective view of an eyeglass showing an embodiment of the new design;
 FIG. 2 is a front elevational view thereof;
 FIG. 3 is a rear elevational view thereof;
 FIG. 4 is a left side elevational view thereof, the right side elevational view being a mirror image thereof;
 FIG. 5 is a top plan view thereof; and,
 FIG. 6 is a bottom plan view thereof.
 The broken lines in the Figures show portions of the eyeglass which form no part of the claimed design.

1 Claim, 5 Drawing Sheets



(56)

References Cited

U.S. PATENT DOCUMENTS

D426,845 S 6/2000 Green et al.
 D440,597 S 4/2001 Chen
 D458,624 S 6/2002 Soper
 D473,892 S 4/2003 Thixton et al.
 D474,223 S 5/2003 Chen
 D474,800 S 5/2003 Hou
 D476,354 S 6/2003 Chen
 D478,927 S 8/2003 Teng
 D478,929 S 8/2003 Baden et al.
 D483,791 S 12/2003 Thixton et al.
 D484,173 S 12/2003 Jannard et al.
 D496,383 S 9/2004 Yee et al.
 D496,680 S 9/2004 Yee
 D497,380 S 10/2004 Thixton
 D505,150 S 5/2005 Yee et al.
 D508,515 S 8/2005 Yee et al.
 D513,275 S 12/2005 Yee
 D513,761 S 1/2006 Yee et al.
 D533,889 S 12/2006 Saderholm et al.
 D539,833 S 4/2007 Chuang
 D543,574 S 5/2007 Jannard et al.
 D545,351 S 6/2007 Jannard et al.
 D545,868 S 7/2007 Chuang
 D545,872 S 7/2007 Yee et al.
 D546,373 S 7/2007 Jannard et al.
 D547,359 S 7/2007 Krakoff et al.
 D551,282 S 9/2007 Stanley
 D555,705 S 11/2007 Chuang
 D556,239 S 11/2007 Yee
 D557,326 S 12/2007 Jannard et al.
 D561,809 S 2/2008 Yee
 D561,815 S 2/2008 Yee
 D564,571 S 3/2008 Jannard et al.
 D564,572 S 3/2008 Yee et al.
 D565,089 S 3/2008 Moritz
 7,347,545 B1 3/2008 Jannard
 D569,412 S 5/2008 Jannard et al.
 D572,745 S 7/2008 Moritz
 D575,324 S 8/2008 Moritz
 D581,443 S * 11/2008 Jannard et al. D16/314
 D581,444 S 11/2008 Jannard et al.
 D584,335 S 1/2009 Baden et al.
 D585,475 S 1/2009 Yang
 D586,380 S 2/2009 Yee
 D586,381 S 2/2009 Yee
 D590,432 S * 4/2009 Yee D16/314
 D591,787 S 5/2009 Yee

D594,501 S 6/2009 Yee
 D595,757 S 7/2009 Yang
 D600,269 S 9/2009 Masui
 7,594,723 B2 9/2009 Jannard
 D601,613 S 10/2009 Yee
 D603,443 S 11/2009 Li
 D609,266 S 2/2010 Yasuhara et al.
 D609,737 S 2/2010 Jannard et al.
 D613,329 S 4/2010 Jannard et al.
 D614,226 S 4/2010 Fulton et al.
 D615,578 S 5/2010 Pulito et al.
 D615,580 S 5/2010 Baden et al.
 D615,581 S 5/2010 Yee
 D616,012 S 5/2010 Yee
 D616,485 S 5/2010 Thixton
 D622,303 S 8/2010 Lixton
 D622,755 S 8/2010 Yee
 D623,684 S 9/2010 Yee
 D640,725 S 6/2011 Moritz et al.
 D646,708 S 10/2011 Moritz et al.
 D648,771 S 11/2011 Rohrbach
 D649,579 S 11/2011 Thixton
 D653,697 S 2/2012 Taylor et al.
 D653,698 S 2/2012 Taylor et al.
 D659,180 S * 5/2012 Moritz D16/314
 D659,181 S 5/2012 Moritz
 D659,746 S * 5/2012 Chen D16/314
 D675,664 S 2/2013 Moritz
 D675,666 S 2/2013 Thixton et al.
 D687,481 S 8/2013 Moritz
 8,661,562 B2 3/2014 Calilung et al.
 D705,340 S 5/2014 Shin
 8,800,067 B2 8/2014 Saylor et al.
 8,850,626 B2 10/2014 Reyes et al.
 8,881,316 B2 11/2014 Reyes et al.

OTHER PUBLICATIONS

U.S. Appl. No. 29/501,452, filed Sep. 4, 2014, Uhm.
 U.S. Appl. No. 29/501,442, filed Sep. 4, 2014, Uhm.
 U.S. Appl. No. 29/501,436, filed Sep. 4, 2014, Uhm.
 Wiley X, "Wiley X PT-1," printed from www.wileyx.com on Dec. 2, 2014, unknown publication date.
 Wiley X, "Wiley X WX Talon," printed from www.wileyx.com on Dec. 2, 2014, unknown publication date.
 Revision, "Sawfly Military Eyewear System," printed from http://www.revisionmilitary.com on Dec. 2, 2014, unknown publication date.

* cited by examiner

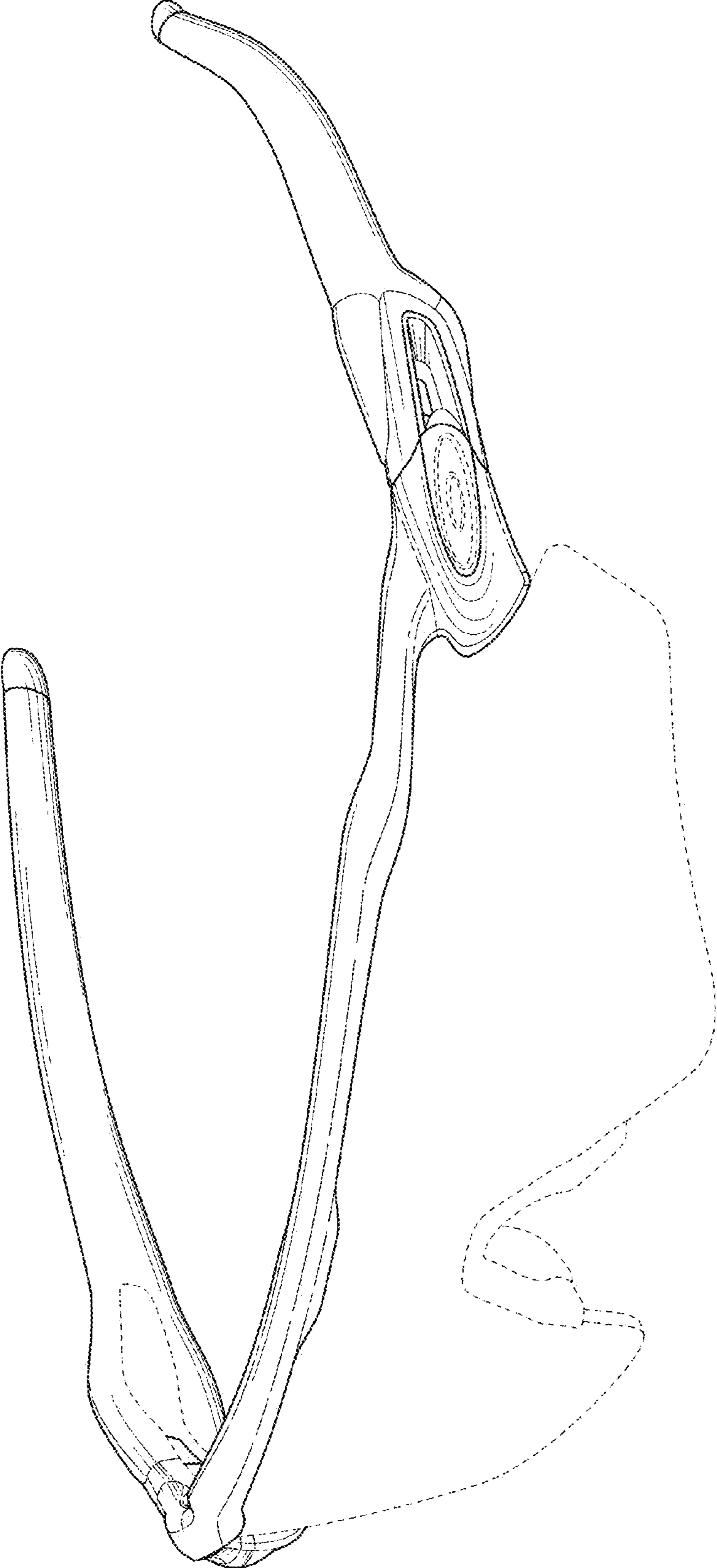


FIG. 1

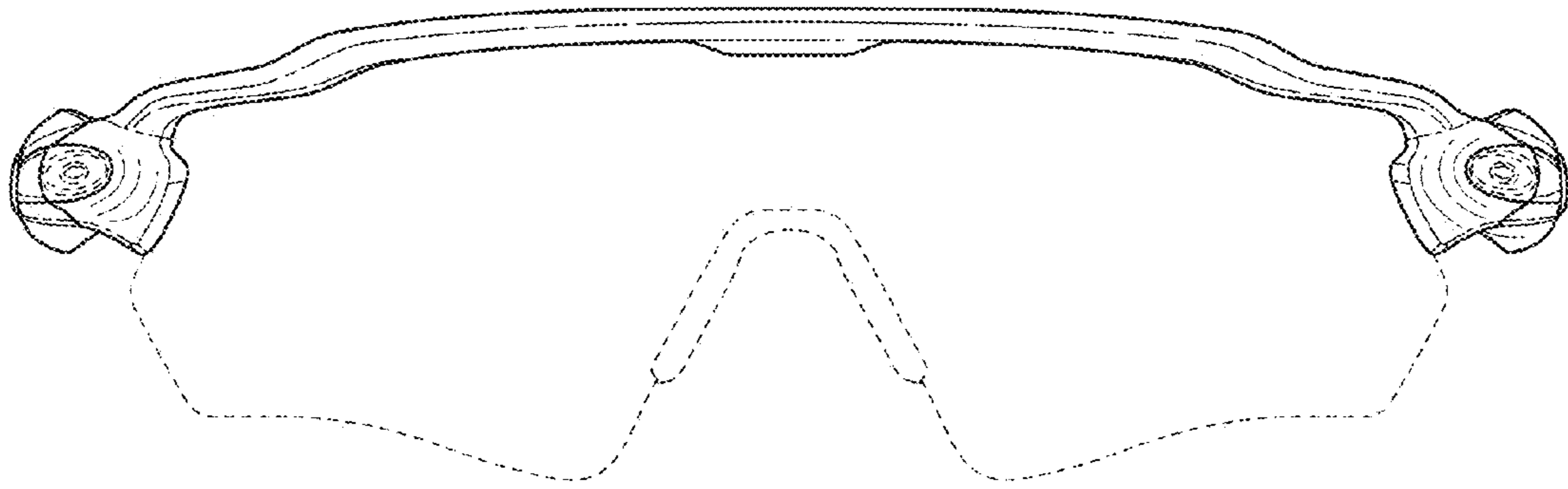


FIG. 2

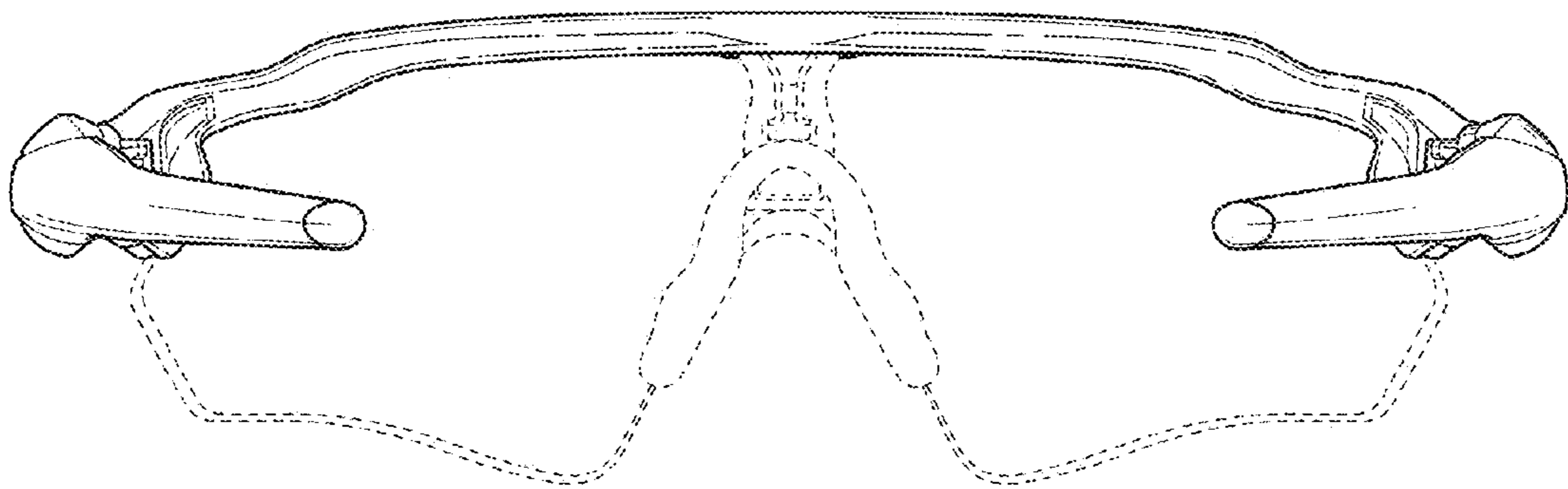


FIG. 3

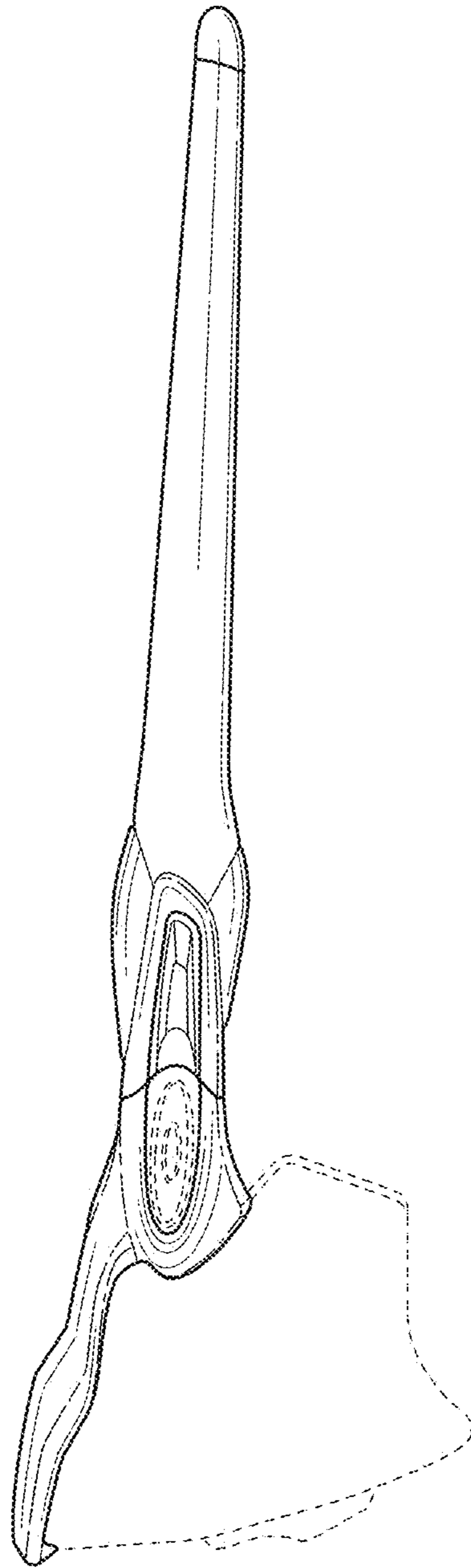


FIG. 4

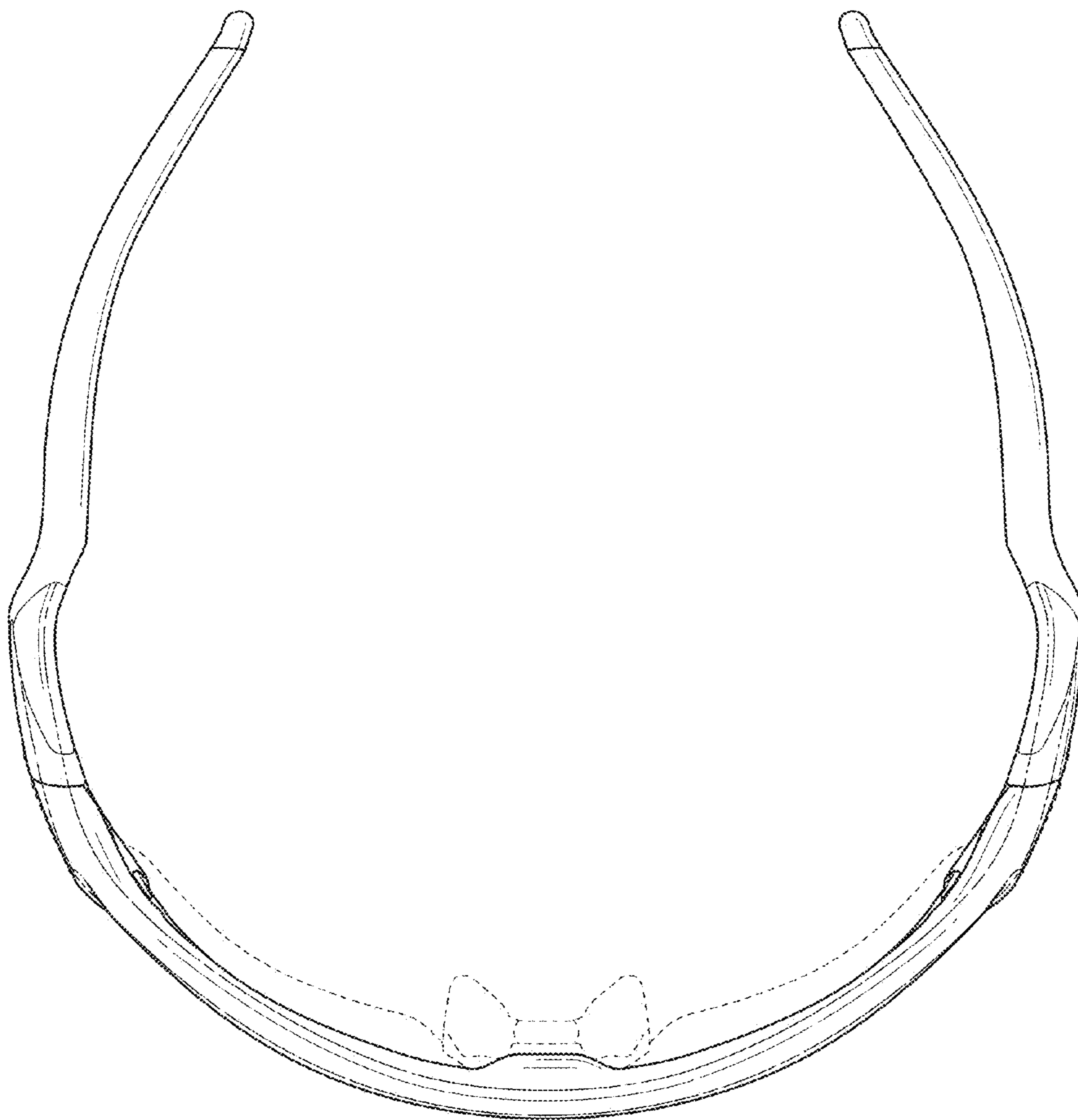


FIG. 5

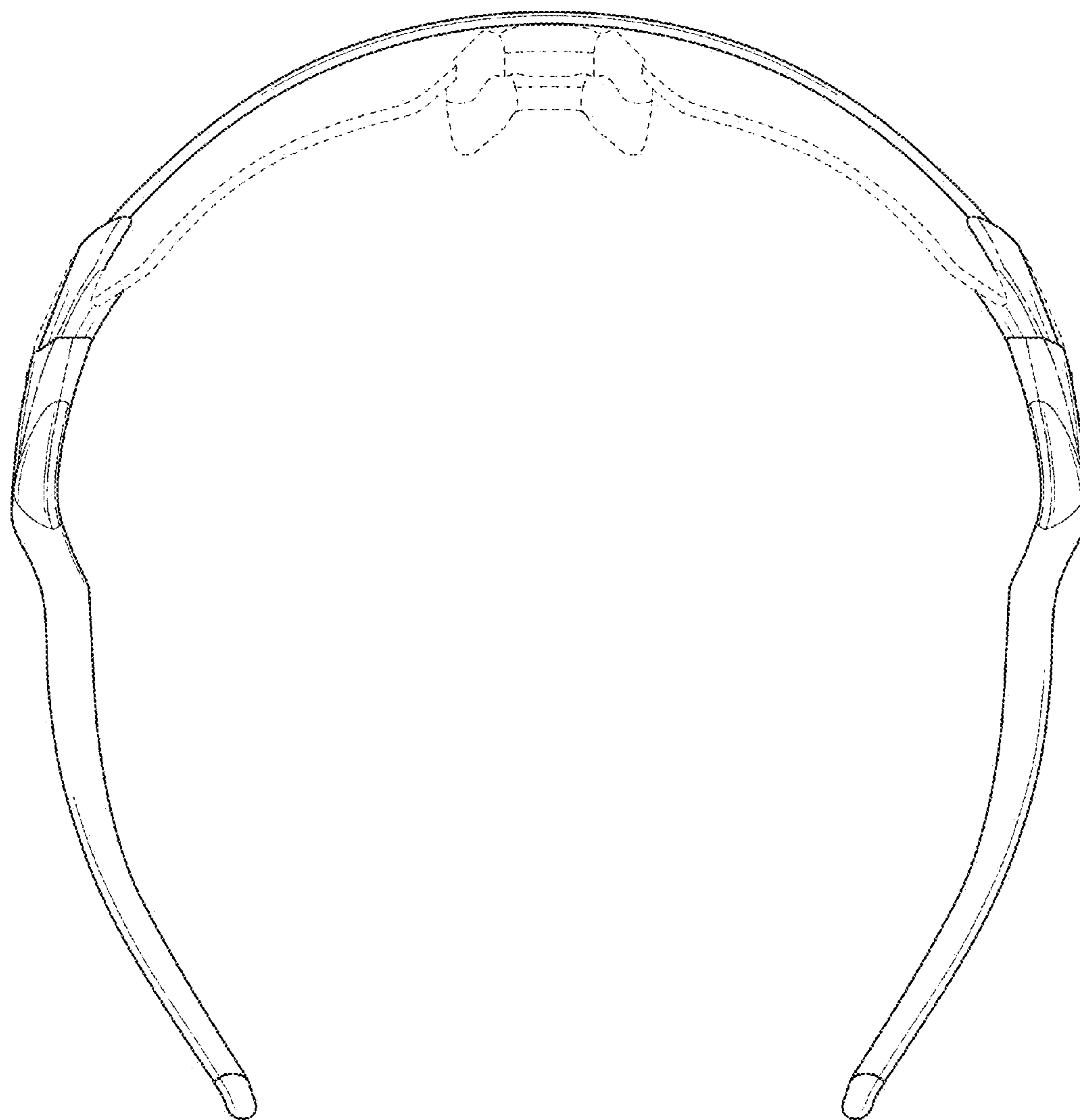


FIG. 6