



US00D727971S

(12) **United States Design Patent**  
**Anderson et al.**

(10) **Patent No.:** **US D727,971 S**

(45) **Date of Patent:** **\*\* Apr. 28, 2015**

(54) **PUMP**

(71) Applicants: **Mark L. Anderson**, Spring Valley, WI (US); **Jim Wait**, Spring Valley, WI (US)

(72) Inventors: **Mark L. Anderson**, Spring Valley, WI (US); **Jim Wait**, Spring Valley, WI (US)

(73) Assignee: **Mark L. Anderson**, Spring Valley, WI (US)

(\*\*) Term: **14 Years**

(21) Appl. No.: **29/493,321**

(22) Filed: **Jun. 9, 2014**

(51) **LOC (10) Cl.** ..... **15-02**

(52) **U.S. Cl.**  
USPC ..... **D15/7**

(58) **Field of Classification Search**  
USPC ..... D15/7-9; D23/231, 232, 233, 213, 223;  
417/410.1, 359, 415-416, 234, 321,  
417/265, 405

See application file for complete search history.

(56) **References Cited**

**U.S. PATENT DOCUMENTS**

D97,647 S \* 11/1935 Miller et al. .... D23/231  
D175,660 S \* 9/1955 Welch ..... D23/232

D188,527 S \* 8/1960 Becker ..... D28/9  
D223,040 S \* 2/1972 Otto ..... D15/7  
D256,945 S \* 9/1980 Willis ..... D23/232  
D295,522 S \* 5/1988 Martin et al. .... D15/7  
D324,868 S \* 3/1992 Jacobs ..... D15/7  
D343,443 S \* 1/1994 Gadberry ..... D23/231  
D356,494 S \* 3/1995 Eke et al. .... D9/684  
D379,402 S \* 5/1997 Paul ..... D23/232  
D401,944 S \* 12/1998 Campbell ..... D15/7  
6,604,655 B1 \* 8/2003 Lee ..... 222/135

\* cited by examiner

*Primary Examiner* — Ralf Seifert

(74) *Attorney, Agent, or Firm* — Skinner and Associates;  
Joel Skinner

(57) **CLAIM**

The ornamental design for a pump, as shown and described.

**DESCRIPTION**

FIG. 1 is a perspective view of a pump showing an embodiment of the design of the invention.

FIG. 2 is a front view thereof, the back view being a mirror image thereof.

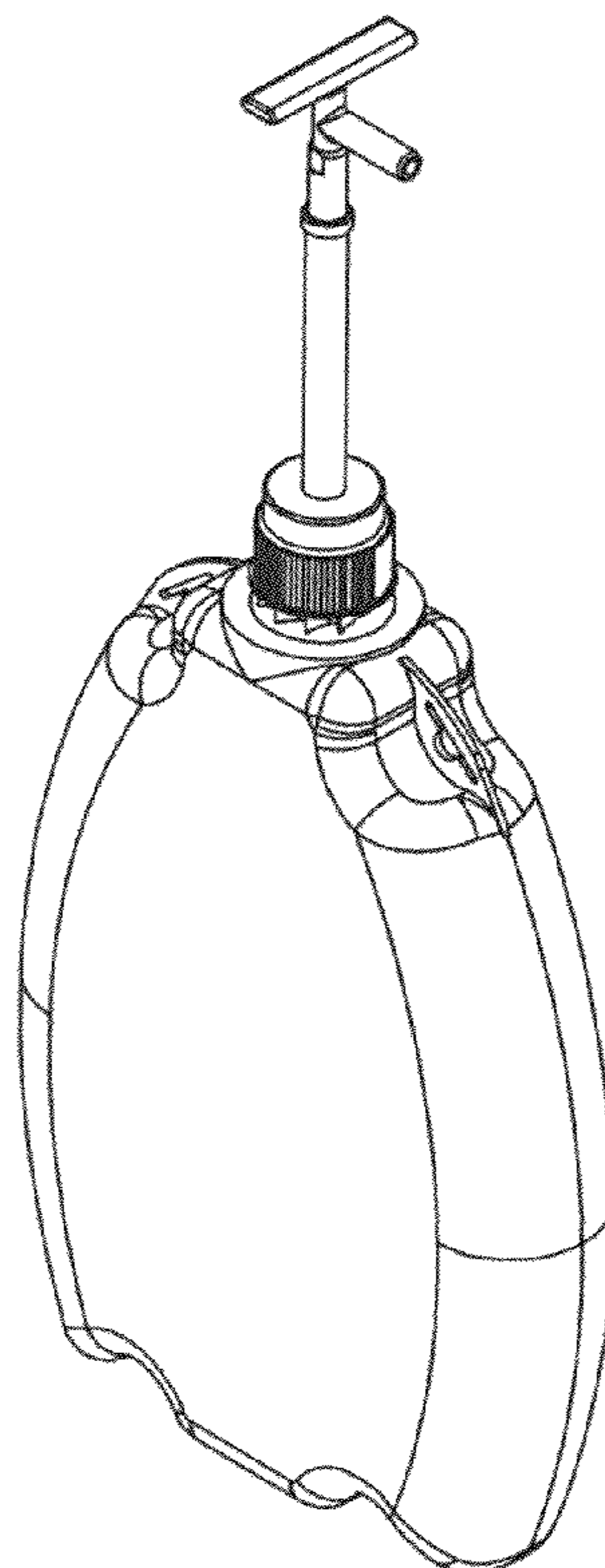
FIG. 3 is a top view thereof.

FIG. 4 is a bottom view thereof.

FIG. 5 is a side view thereof; and,

FIG. 6 is the opposite side view thereof.

**1 Claim, 2 Drawing Sheets**



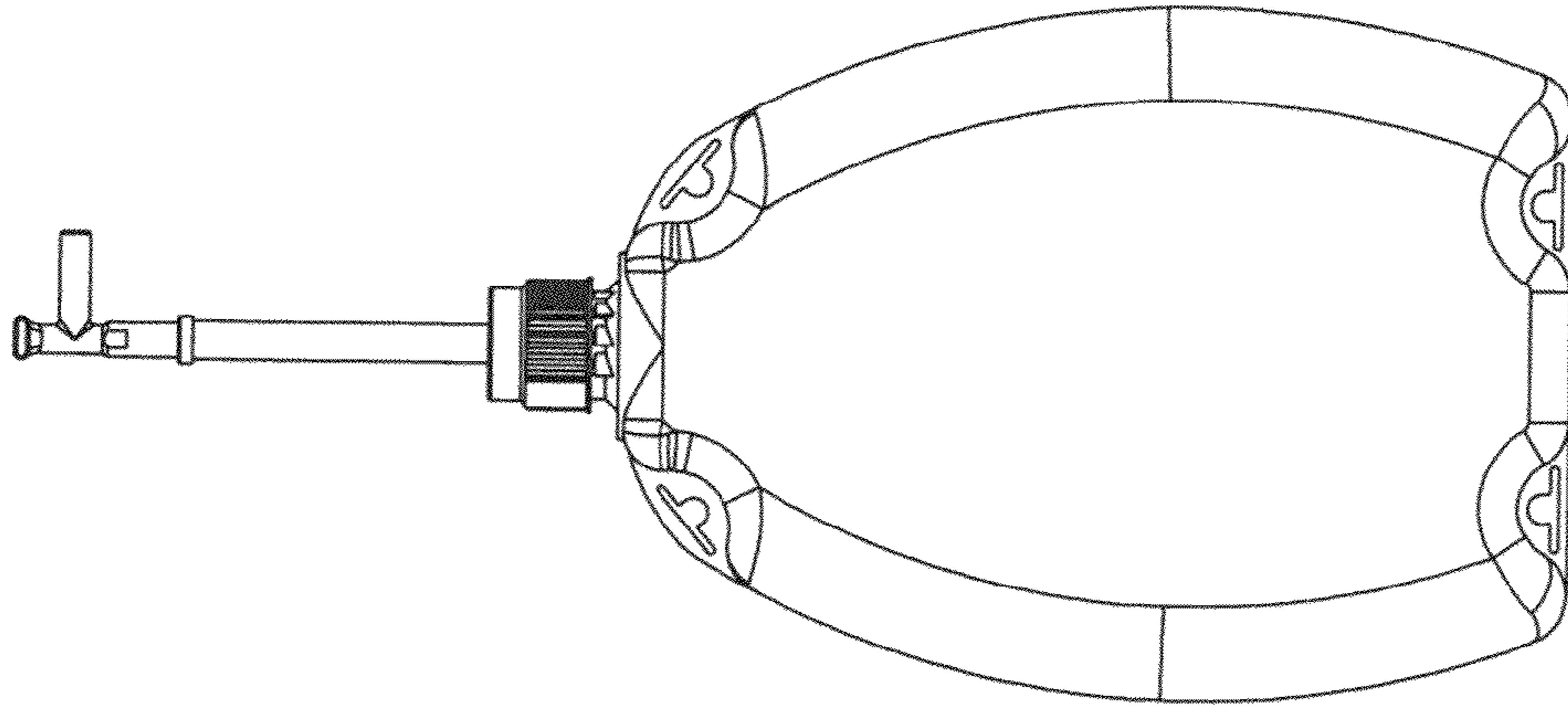


Fig. 2

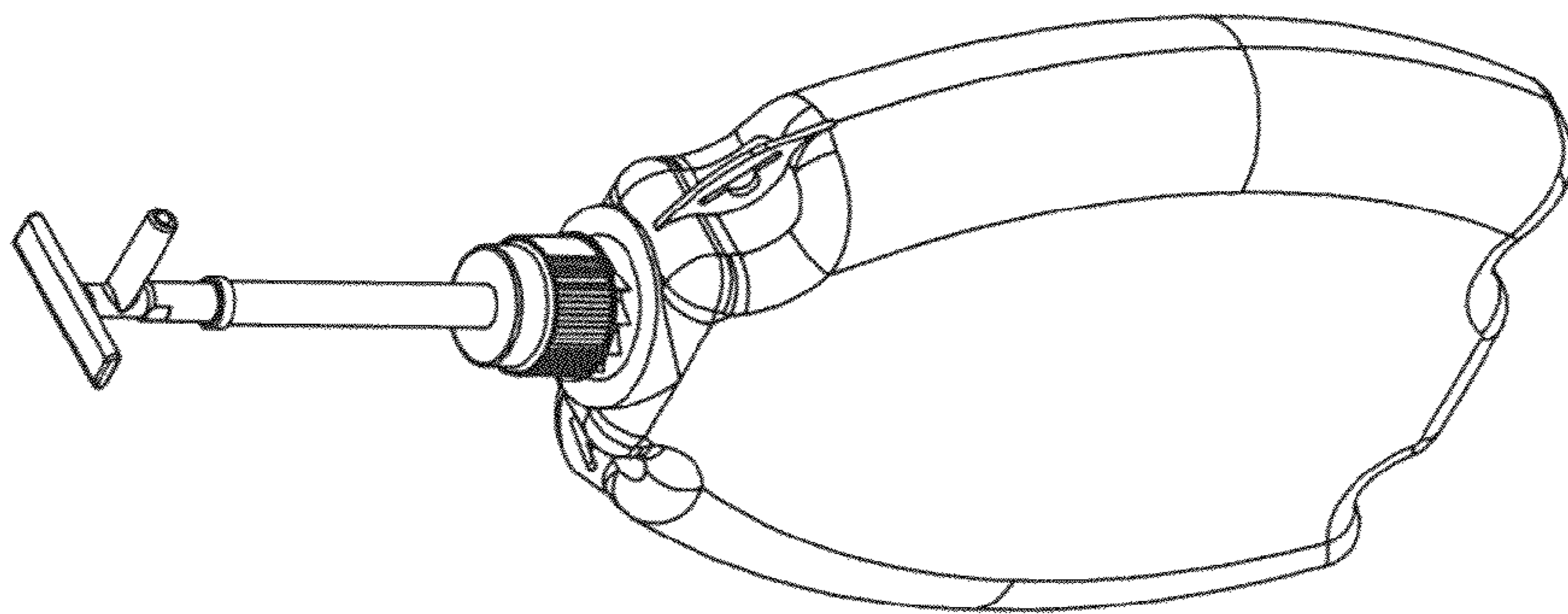


Fig. 1

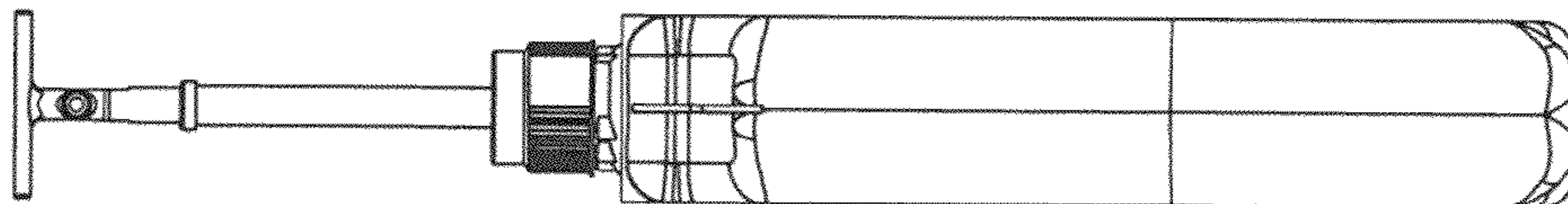


Fig. 6




Fig. 3

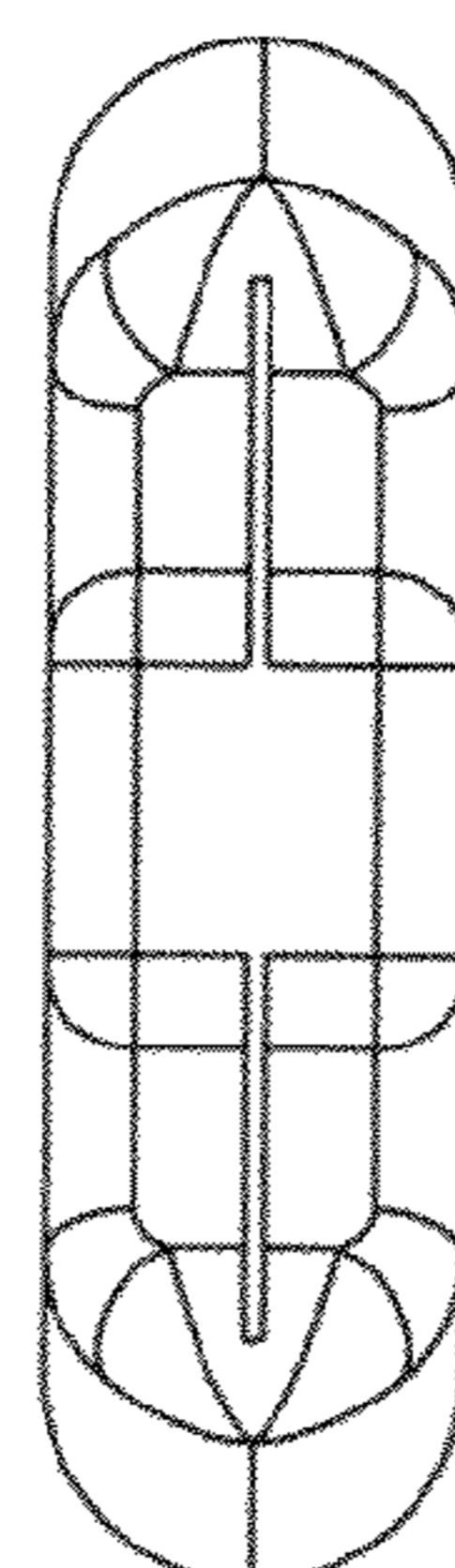


Fig. 4

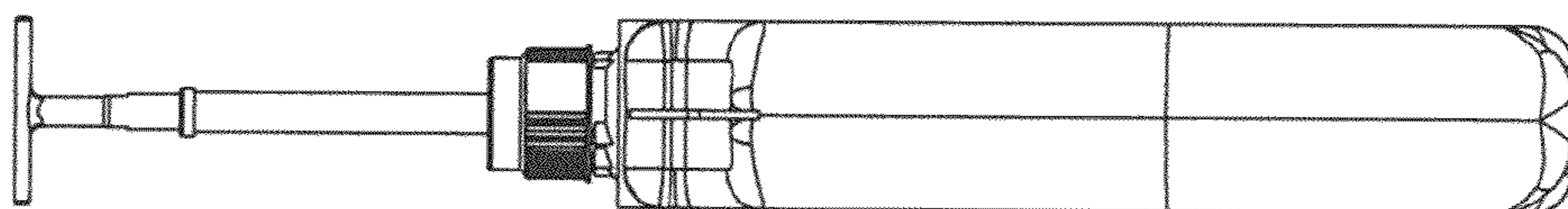


Fig. 5