



US00D727959S

(12) **United States Design Patent**
Paglia

(10) **Patent No.:** **US D727,959 S**
(45) **Date of Patent:** **** Apr. 28, 2015**

- (54) **PORTION OF A DISPLAY PANEL WITH AN ANIMATED COMPUTER ICON**
- (71) Applicant: **Marco Paglia**, San Francisco, CA (US)
- (72) Inventor: **Marco Paglia**, San Francisco, CA (US)
- (73) Assignee: **Google Inc.**, Mountain View, CA (US)
- (**) Term: **14 Years**
- (21) Appl. No.: **29/434,980**
- (22) Filed: **Oct. 18, 2012**
- (51) **LOC (10) Cl.** **14-04**
- (52) **U.S. Cl.**
USPC **D14/489**; D14/485
- (58) **Field of Classification Search**
CPC ... G06F 3/0482; G06F 3/0484; G06F 3/0485;
G06F 3/0486
USPC D14/485-495; 715/700, 702, 716, 719,
715/726, 733, 763, 765, 781, 783, 810, 835,
715/864
See application file for complete search history.

(56) **References Cited**

U.S. PATENT DOCUMENTS

6,084,581	A *	7/2000	Hunt	715/202
7,577,492	B2 *	8/2009	Kamiya et al.	700/182
8,112,712	B2 *	2/2012	Matsumoto	715/732
D684,988	S *	6/2013	Gardner et al.	D14/486
D687,051	S *	7/2013	Gardner et al.	D14/486
D694,775	S *	12/2013	Gardner et al.	D14/486
2002/0054112	A1 *	5/2002	Hasegawa et al.	345/764
2009/0198811	A1 *	8/2009	Yasui et al.	709/223
2009/0287604	A1 *	11/2009	Korgav et al.	705/40
2010/0037142	A1 *	2/2010	Bagley et al.	715/733
2011/0022557	A1 *	1/2011	Bagley et al.	706/46
2011/0225039	A1 *	9/2011	Goldman et al.	705/14.49

2012/0210230	A1 *	8/2012	Matsuda et al.	715/723
2012/0210231	A1 *	8/2012	Ubillos et al.	715/723
2013/0097556	A1 *	4/2013	Louch	715/790
2013/0239049	A1 *	9/2013	Perrodin et al.	715/800
2013/0262998	A1 *	10/2013	Suzuki	715/716
2014/0068499	A1 *	3/2014	Yoo et al.	715/781
2014/0229888	A1 *	8/2014	Ko et al.	715/783
2014/0237396	A1 *	8/2014	Blain et al.	715/760
2014/0282208	A1 *	9/2014	Chaudhri	715/779
2014/0325402	A1 *	10/2014	Jung et al.	715/763
2014/0337729	A1 *	11/2014	Jang et al.	715/716

* cited by examiner

Primary Examiner — Ian Simmons

Assistant Examiner — Shannon Morgan

(74) *Attorney, Agent, or Firm* — Fish & Richardson P.C.

(57) **CLAIM**

The ornamental design for a portion of a display panel with an animated computer icon, substantially as shown and described.

DESCRIPTION

FIG. 1 is a front view of a first image in a sequence for a portion of a display panel with an animated computer icon, showing my new design;

FIG. 2 is a front view of a second image thereof;


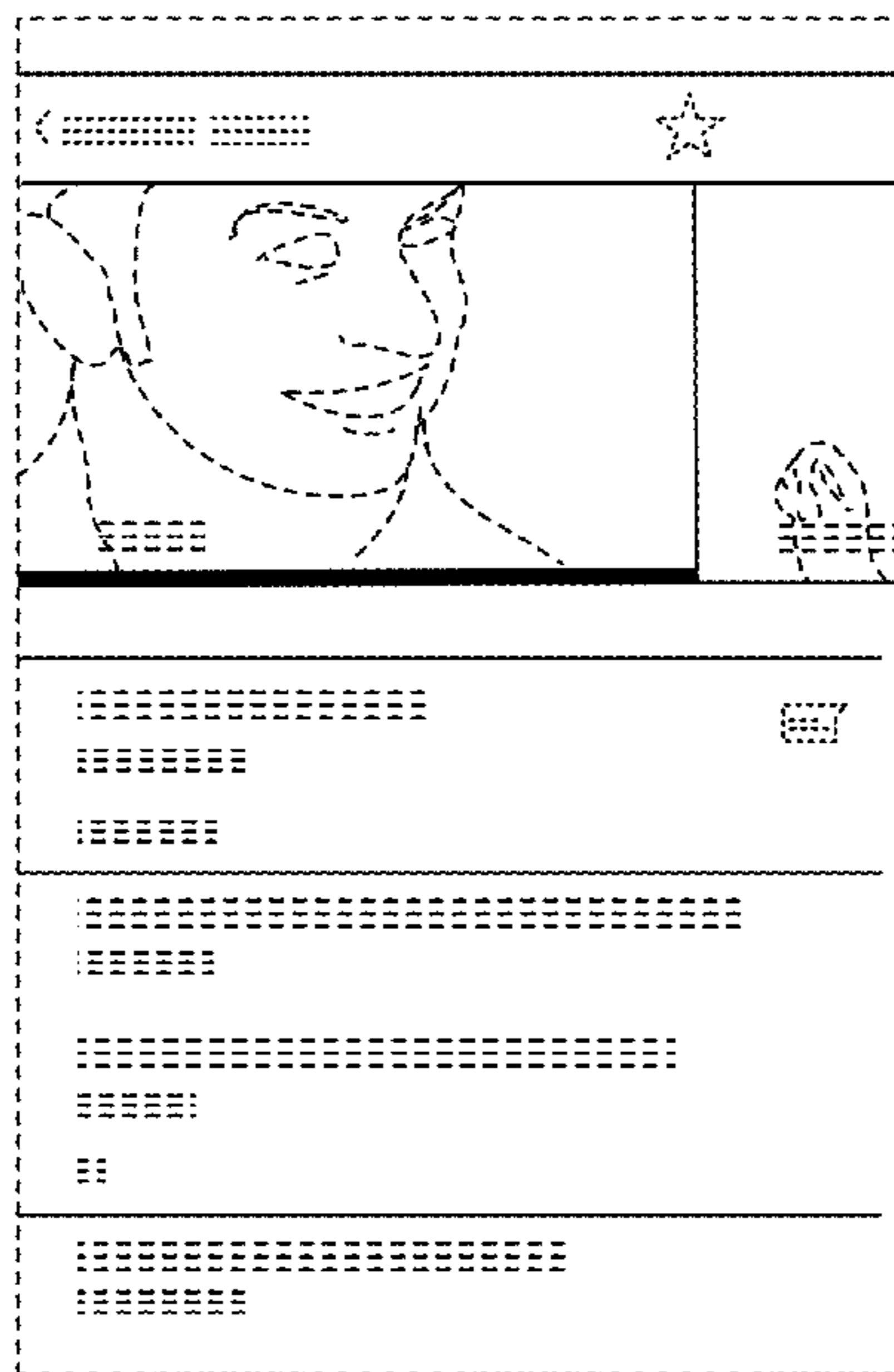
FIG. 3 is a front view of a third image thereof; and,

FIG. 4 is a front view of a fourth image thereof.

The appearance of the transitional image sequentially transitions between the images shown in FIGS. 1-4. The process or period in which one image transitions to another image forms no part of the claimed design.

The broken line bordering each figure and illustrating the display panel portion forms no part of the claimed design. The broken lines within each figure illustrate portions of the animated computer icon that form no part of the claimed design.

1 Claim, 2 Drawing Sheets



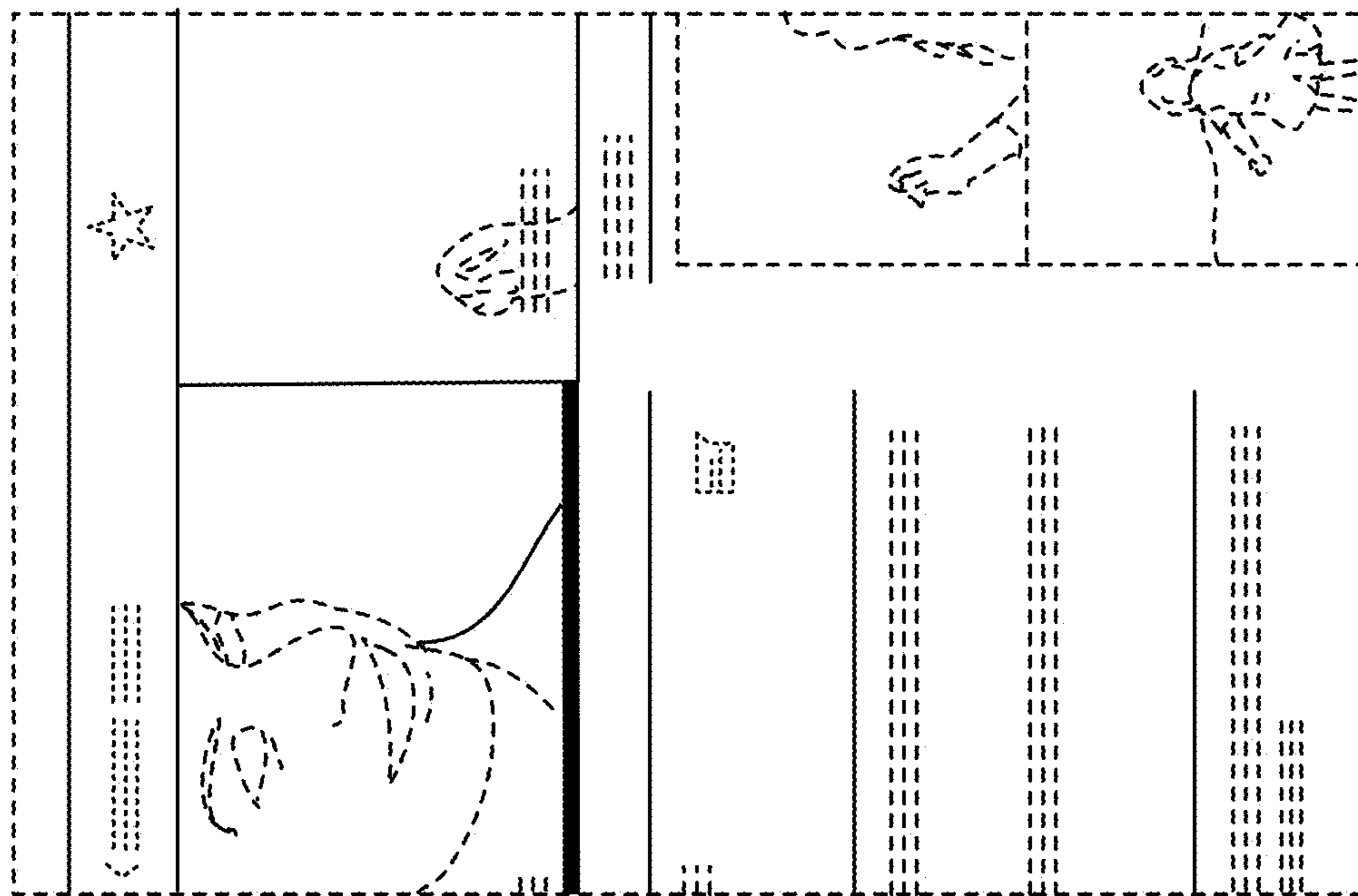


FIG. 2

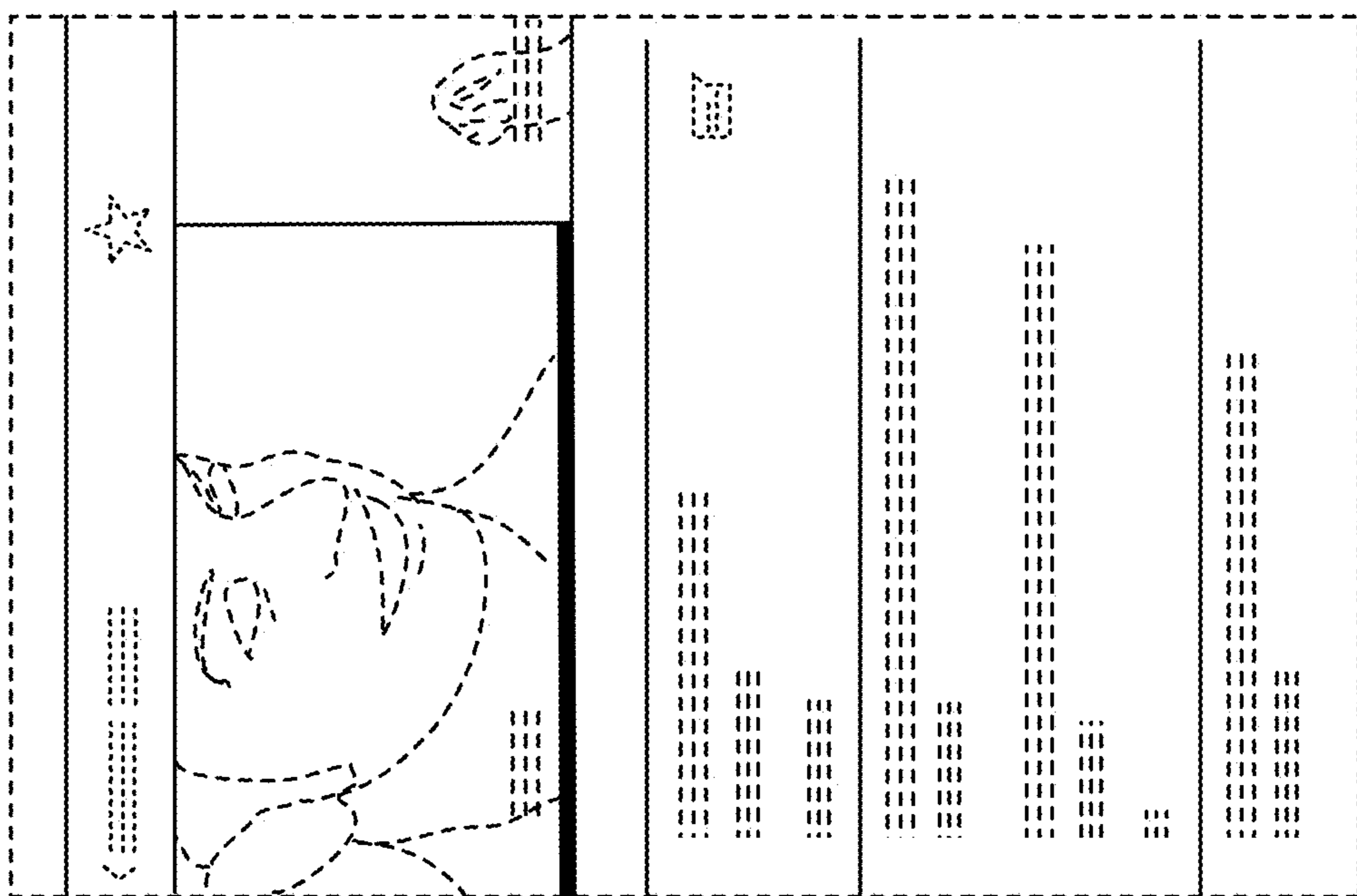


FIG. 1

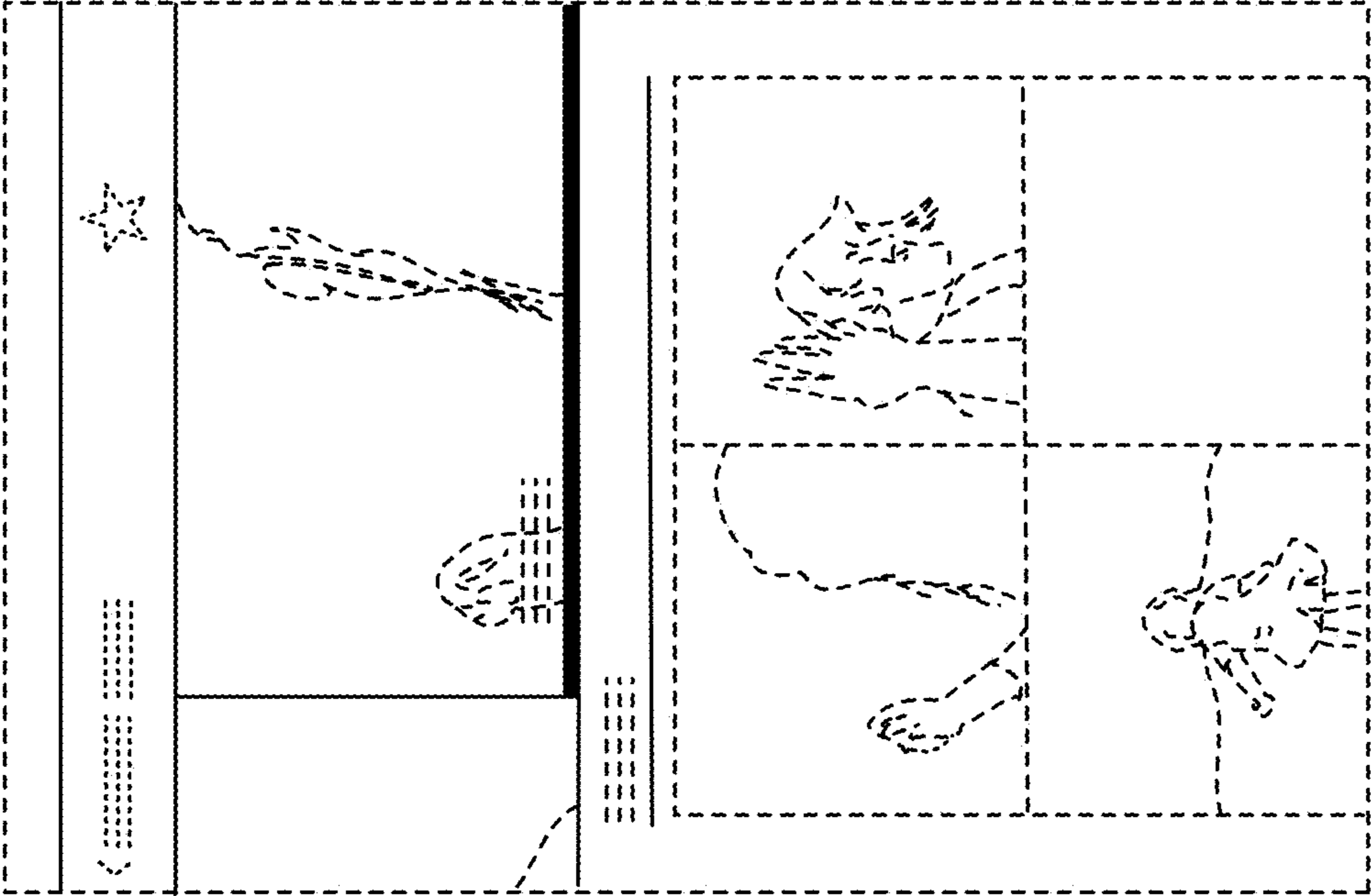


FIG. 4

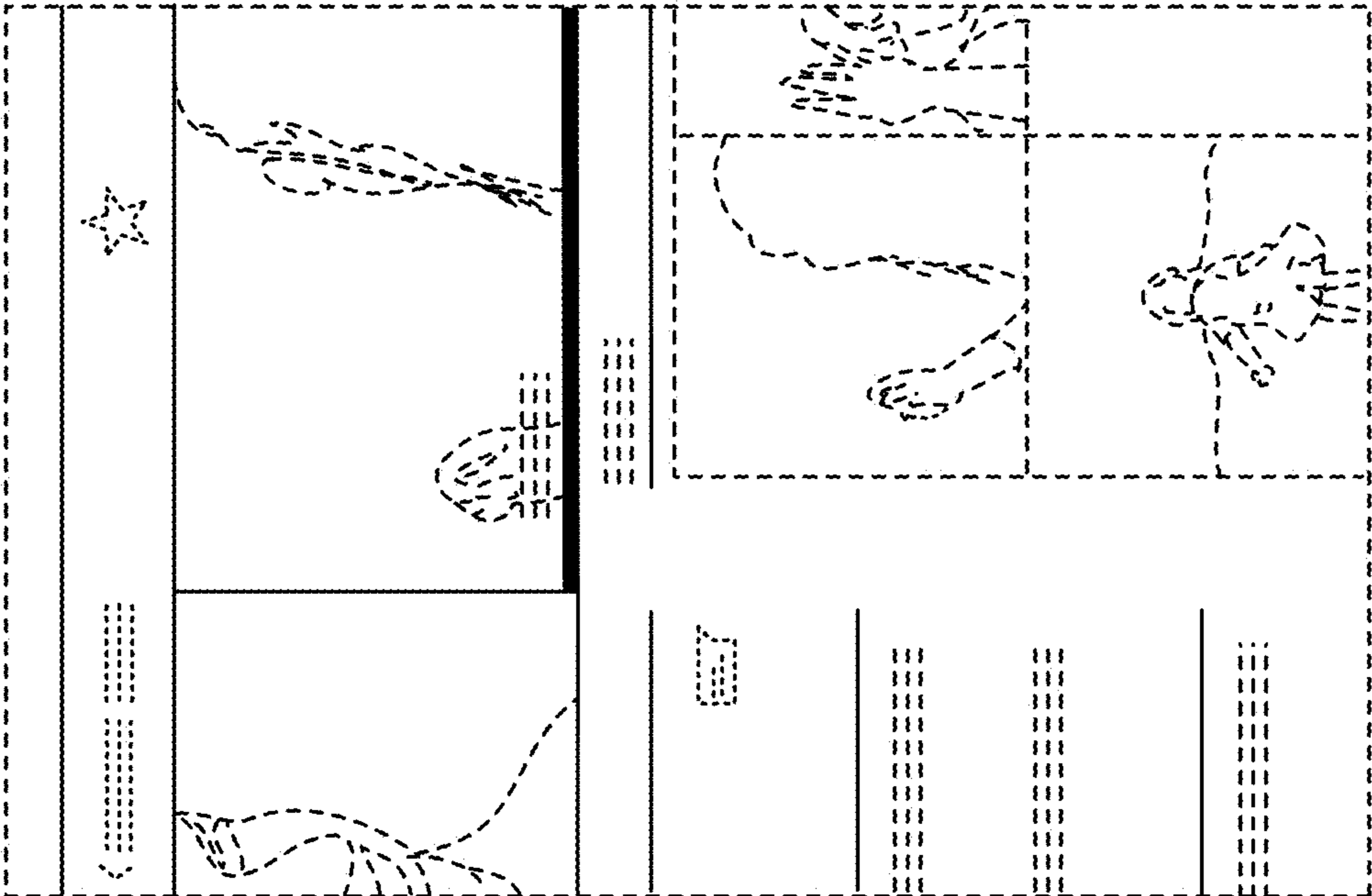


FIG. 3