

US00D727886S

(12) **United States Design Patent**
Bertrand et al.

(10) **Patent No.:** **US D727,886 S**
(45) **Date of Patent:** **** Apr. 28, 2015**

(54) **PHONE COVER**

(71) Applicants: **Blaise Bertrand**, San Francisco, CA
(US); **Stephen Kim**, San Francisco, CA
(US); **Albert Han Leung**, San
Francisco, CA (US); **Francois**
Rybarczyk, San Francisco, CA (US)

(72) Inventors: **Blaise Bertrand**, San Francisco, CA
(US); **Stephen Kim**, San Francisco, CA
(US); **Albert Han Leung**, San
Francisco, CA (US); **Francois**
Rybarczyk, San Francisco, CA (US)

(73) Assignee: **Antenna79, Inc.**, Encinitas, CA (US)

(**) Term: **14 Years**

(21) Appl. No.: **29/454,144**

(22) Filed: **May 7, 2013**

(51) **LOC (10) Cl.** **14-03**

(52) **U.S. Cl.**
USPC **D14/250**

(58) **Field of Classification Search**
USPC D14/250, 138 AA, 138 AB, 138 AD,
D14/138 G, 217, 238.1, 248, 251-253, 346,
D14/356, 440, 496, 203.5, 203.8; D13/103,
D13/107, 108; D3/201, 218, 247, 269, 273,
D3/301, 303; 455/575.1, 575.8; 206/305,
206/320, 251, 45.2

See application file for complete search history.

(56) **References Cited**

U.S. PATENT DOCUMENTS

D144,114 S *	3/1946	Kaphan	D3/245
D343,366 S *	1/1994	Dreher	D10/104.1
D420,363 S *	2/2000	Arrington	D14/250
D589,486 S *	3/2009	He	D14/138 AB
D589,505 S *	3/2009	He	D14/248
D590,823 S *	4/2009	Wong et al.	D14/248
D599,788 S *	9/2009	Nuovo	D14/248
D608,752 S *	1/2010	He	D14/138 AA
D623,180 S *	9/2010	Diebel	D14/250

D624,046 S *	9/2010	Lee et al.	D14/138 G
D626,527 S *	11/2010	Park et al.	D14/138 AB
D645,015 S *	9/2011	Lee et al.	D14/138 G
D645,834 S *	9/2011	Lee et al.	D14/138 AD
D649,539 S *	11/2011	Hong	D14/250
D655,281 S *	3/2012	Turocy	D14/250
D662,923 S *	7/2012	Piedra et al.	D14/250
D669,458 S *	10/2012	Wilson et al.	D14/250
D669,889 S *	10/2012	Li et al.	D14/248
D671,745 S *	12/2012	Wyner	D3/301
D673,554 S *	1/2013	Simmer	D14/250
D678,871 S *	3/2013	Mishan et al.	D14/250
D679,699 S *	4/2013	Piedra et al.	D14/250
D680,107 S *	4/2013	Piedra et al.	D14/250
D681,620 S *	5/2013	Huskinson	D14/250
D686,606 S *	7/2013	Hong	D14/250
D686,607 S *	7/2013	Hong	D14/250
D712,892 S *	9/2014	Hong et al.	D14/250

(Continued)

Primary Examiner — Deanna L Pratt

Assistant Examiner — Lilyana Bekic

(74) *Attorney, Agent, or Firm* — Cooley LLP

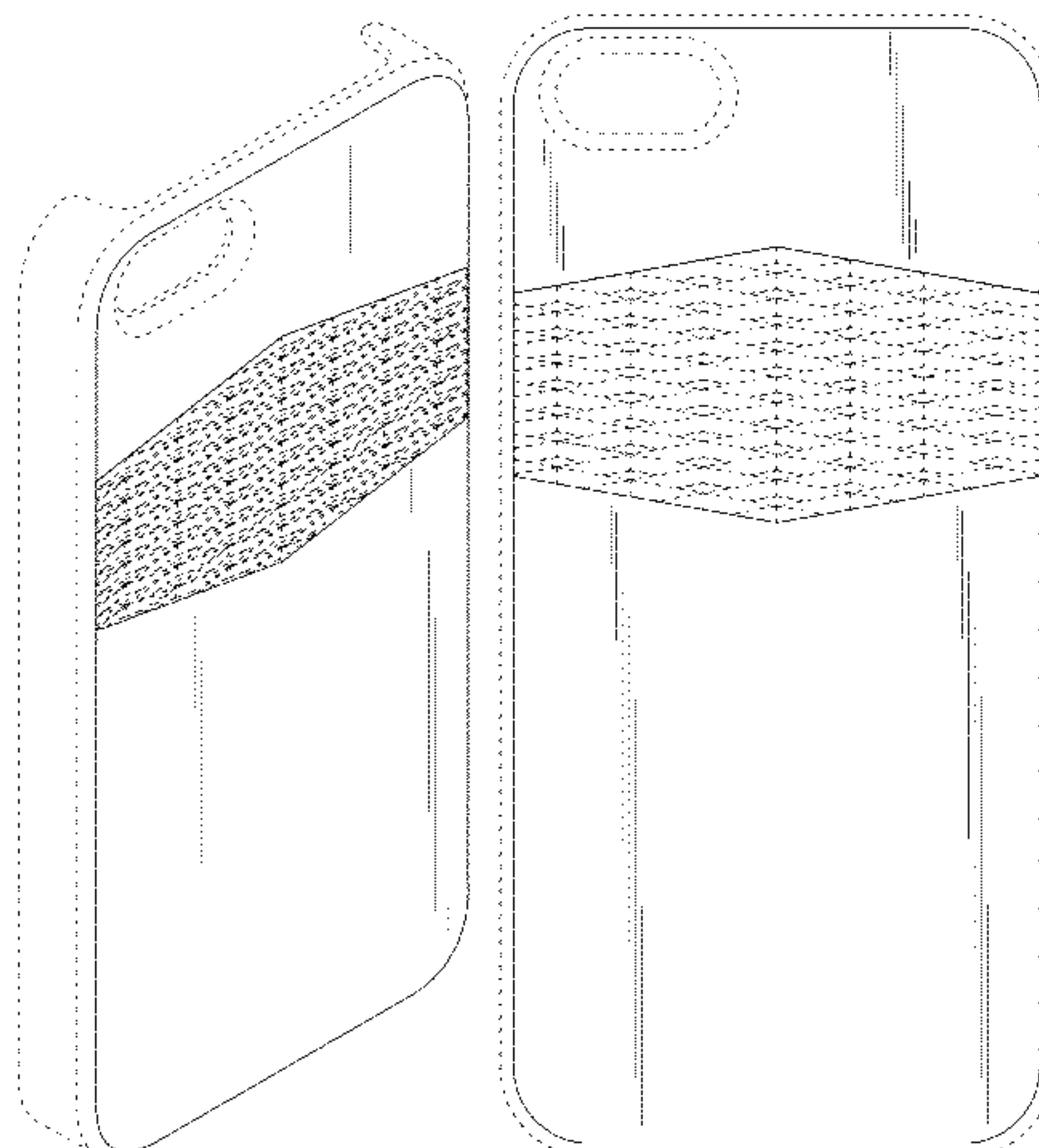
(57) **CLAIM**

The ornamental design for a phone cover, as shown and described.

DESCRIPTION

FIG. 1 is a front perspective view of a phone cover;
FIG. 2 is a rear perspective view of the phone cover illustrated in FIG. 1;
FIG. 3 is a front view of the phone cover illustrated in FIG. 1;
FIG. 4 is a rear view of the phone cover illustrated in FIG. 1;
FIG. 5 is a left side view of the phone cover illustrated in FIG. 1;
FIG. 6 is a right side view of the phone cover illustrated in FIG. 1;
FIG. 7 is a top view of the phone cover illustrated in FIG. 1;
and,
FIG. 8 is a bottom view of the phone cover illustrated in FIG. 1.
The broken lines in the drawings illustrate portions of the phone cover which form no part of the claimed design.

1 Claim, 6 Drawing Sheets



US D727,886 S

Page 2

(56)

References Cited

2013/0045782 A1* 2/2013 Simmer 455/575.8
2014/0078671 A1* 3/2014 Hong 361/679.56

U.S. PATENT DOCUMENTS

2012/0103844 A1* 5/2012 Piedra et al. 206/320 * cited by examiner

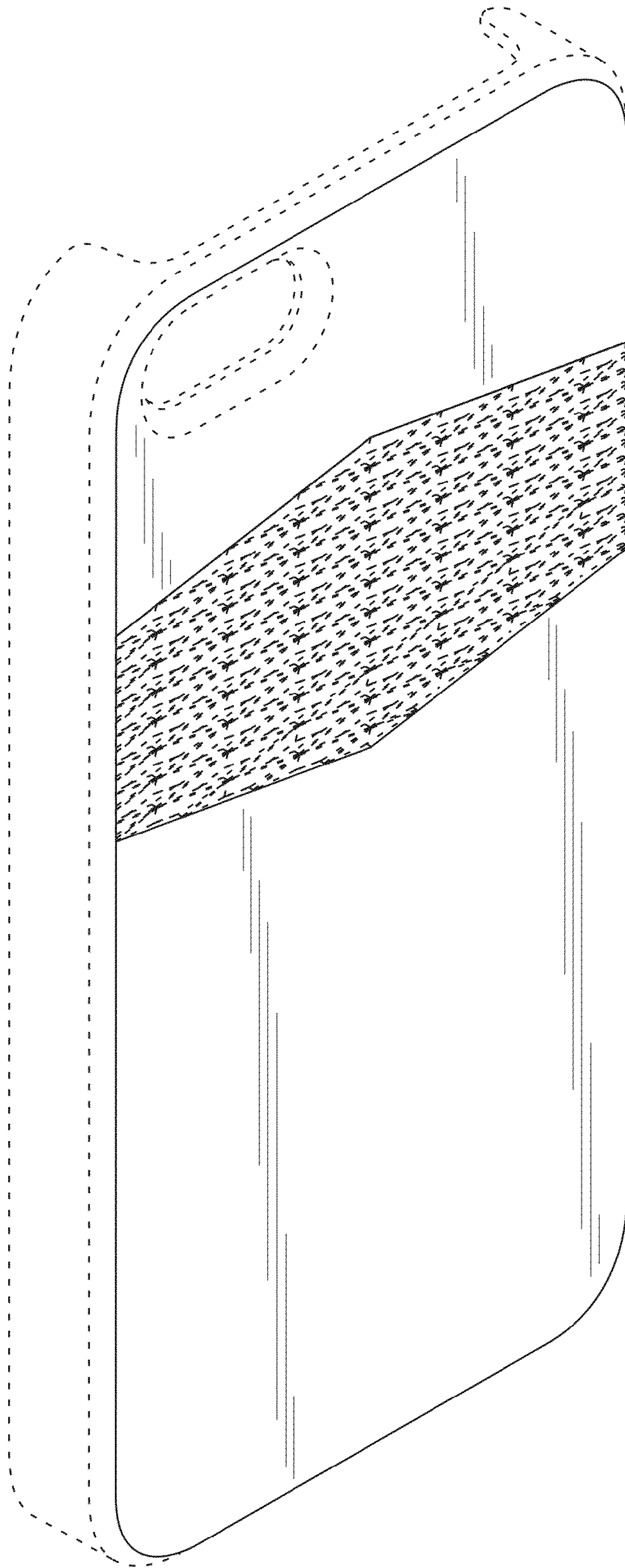


FIG.1




FIG.2

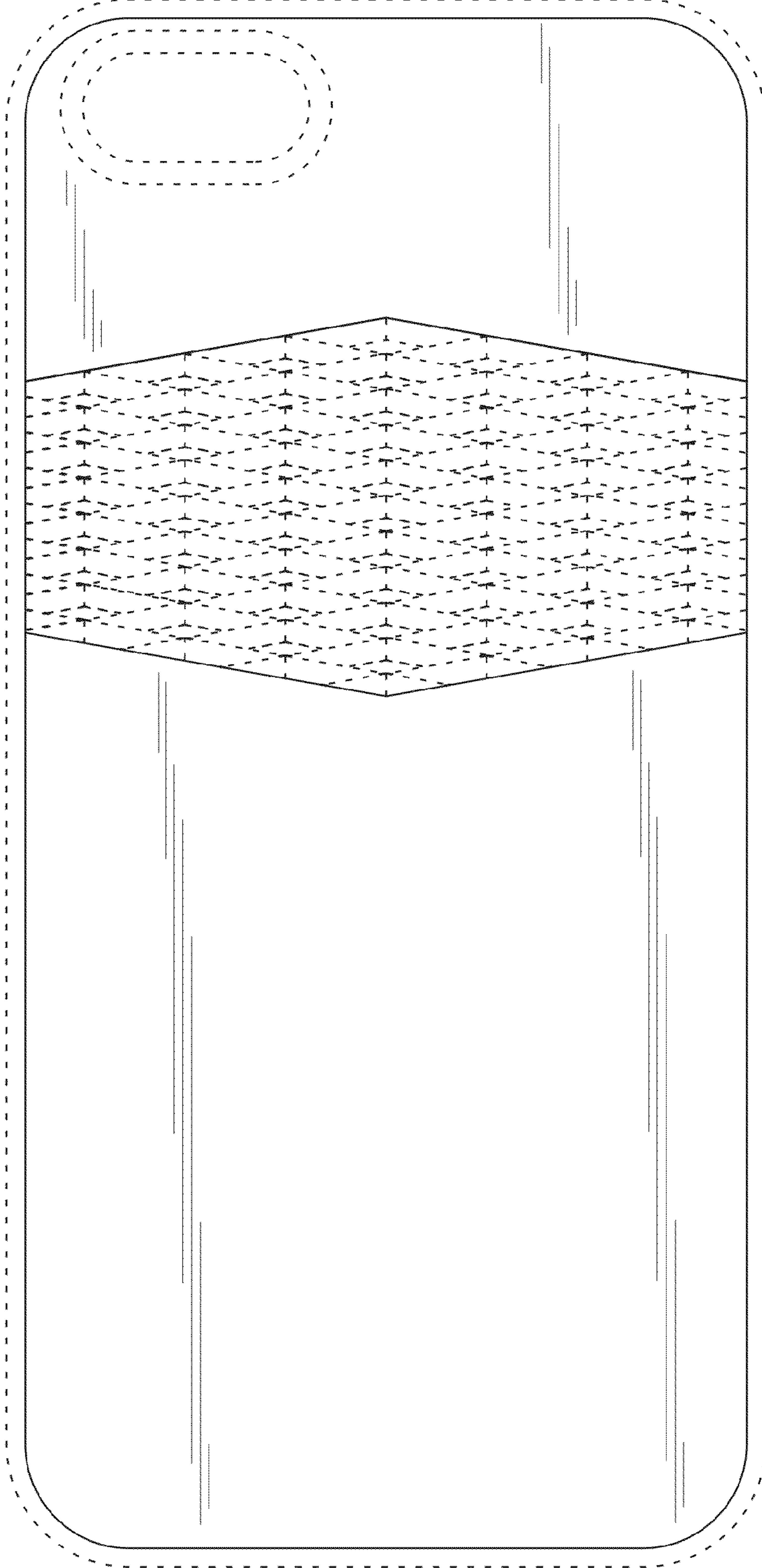


FIG.3




FIG.4

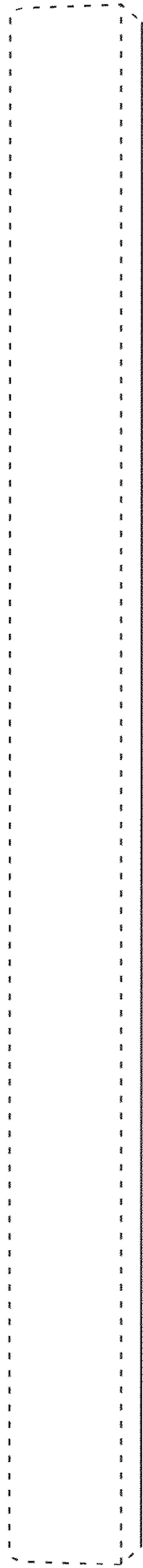


FIG. 5




FIG. 6

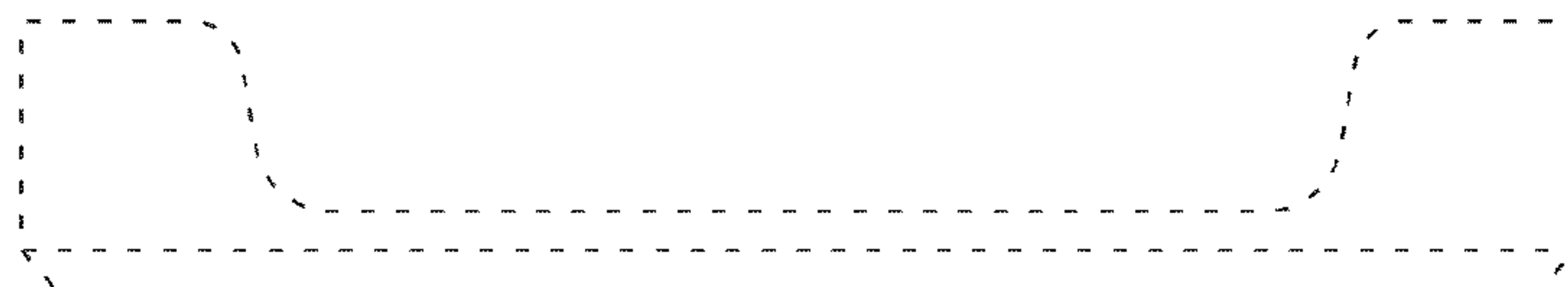


FIG. 7

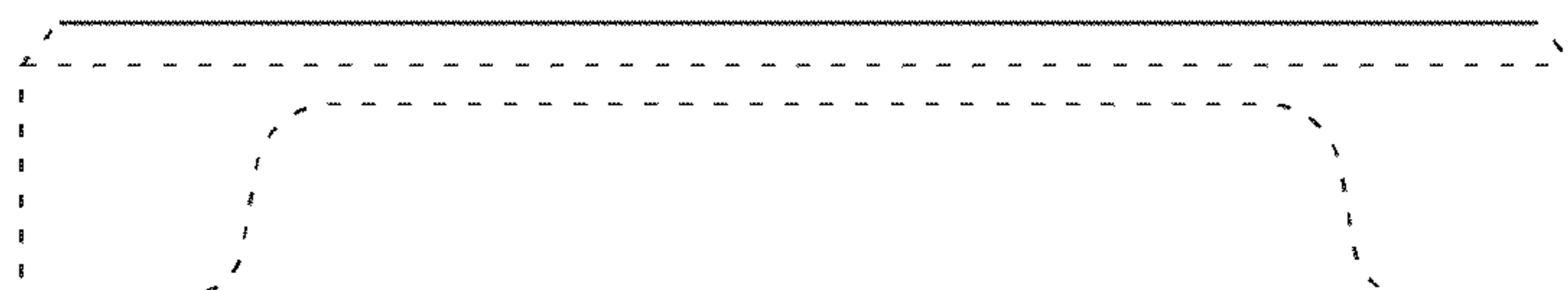


FIG. 8