



US00D727880S

(12) **United States Design Patent**
Seong

(10) **Patent No.:** **US D727,880 S**

(45) **Date of Patent:** **** Apr. 28, 2015**

(54) **STAND FOR TV RECEIVER**

(71) Applicant: **Samsung Electronics Co., Ltd.**,
Suwon-si (KR)

(72) Inventor: **Bokyung Seong**, Daejeon (KR)

(73) Assignee: **Samsung Electronics Co., Ltd.**,
Suwon-si (KR)

(**) Term: **14 Years**

(21) Appl. No.: **29/497,538**

(22) Filed: **Jul. 25, 2014**

(30) **Foreign Application Priority Data**

Feb. 28, 2014 (KR) 30-2014-0010434

(51) **LOC (10) Cl.** **14-03**

(52) **U.S. Cl.**
USPC **D14/239**

(58) **Field of Classification Search**
USPC D14/239, 211, 238, 251, 253, 371–382,
D14/125–129, 336, 337, 447, 448, 451, 452,
D14/492, 450; 341/12; 345/104, 156, 168,
345/173; 348/180, 184, 325, 739; 349/1, 2,
349/11, 62; 361/679.05–679.07, 679.21;
D6/300, 310–313, 308, 708
See application file for complete search history.

(56) **References Cited**

U.S. PATENT DOCUMENTS

D626,924 S * 11/2010 Miyaji D14/126
D648,296 S * 11/2011 Lee et al. D14/126

D671,084 S * 11/2012 Kim et al. D14/126
D680,979 S * 4/2013 Chen D14/126
D682,232 S * 5/2013 Lee et al. D14/126
D686,585 S * 7/2013 Yoon et al. D14/126
D691,977 S * 10/2013 Lee et al. D14/126
D698,745 S * 2/2014 Jung et al. D14/126
D699,232 S * 2/2014 Jung et al. D14/239
D701,844 S * 4/2014 Han D14/126
D702,199 S * 4/2014 Park et al. D14/126

* cited by examiner

Primary Examiner — Randall Gholson

(74) *Attorney, Agent, or Firm* — NSIP Law

(57) **CLAIM**

I claim the ornamental design for a stand for TV receiver, as shown and described.

DESCRIPTION

FIG. 1 is a top front perspective view of a stand for TV receiver showing my new design;
FIG. 2 is a front view thereof;
FIG. 3 is a rear view thereof;
FIG. 4 is a left-side view thereof;
FIG. 5 is a right-side view thereof;
FIG. 6 is a top view thereof;
FIG. 7 is a bottom view thereof; and,
FIG. 8 is a front perspective view thereof, in which a TV receiver in broken lines is provided to illustrate an example environment.
The broken line showing of the TV receiver in FIG. 8 is for environmental purposes only and forms no part of the claimed design.

1 Claim, 8 Drawing Sheets




FIG. 1

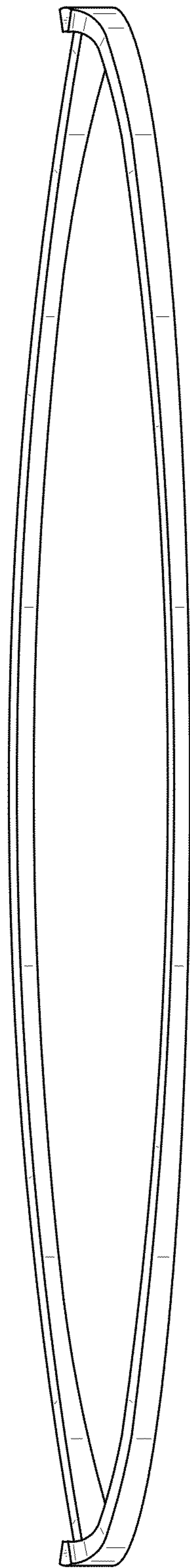


FIG. 2




FIG. 3




FIG. 4




FIG. 5




FIG. 6




FIG. 7

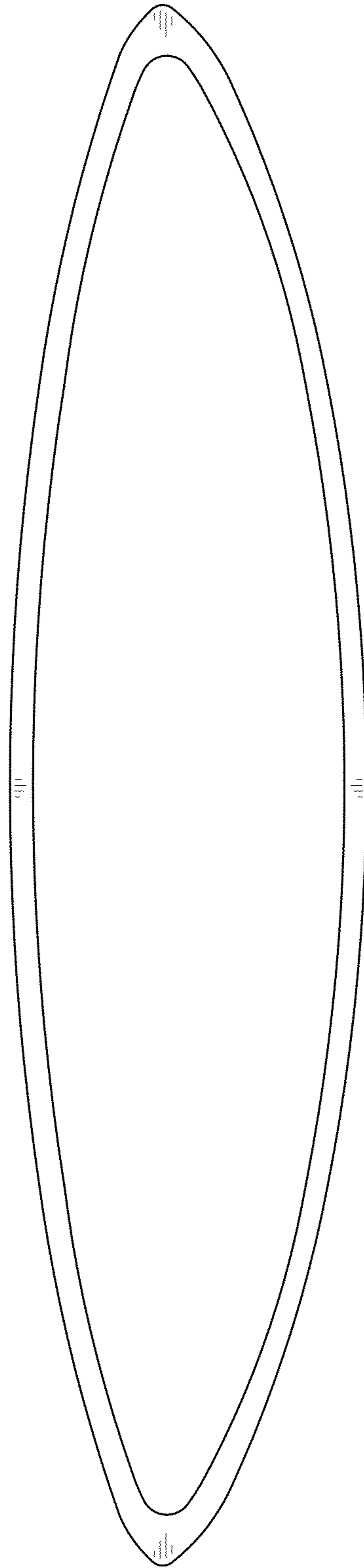


FIG. 8

