



US00D727872S

(12) **United States Design Patent**  
**Dryden et al.**

(10) **Patent No.:** **US D727,872 S**  
(45) **Date of Patent:** **\*\* \*Apr. 28, 2015**

- (54) **SURFACE PATTERN FOR HEADPHONES**
- (71) Applicant: **Bose Corporation**, Framingham, MA (US)
- (72) Inventors: **Joshua Kevin Dryden**, Marlborough, MA (US); **Adam A. Carr**, Southborough, MA (US); **Kevin M. Krauss**, Sudbury, MA (US); **Nathan David Schaal**, Cambridge, MA (US); **Mitchell Joseph Silva**, Groton, MA (US)
- (73) Assignee: **Bose Corporation**, Framingham, MA (US)
- (\*) Notice: This patent is subject to a terminal disclaimer.
- (\*\*) Term: **14 Years**
- (21) Appl. No.: **29/482,027**
- (22) Filed: **Feb. 13, 2014**
- (51) **LOC (10) Cl.** ..... **14-01**
- (52) **U.S. Cl.**  
USPC ..... **D14/205**
- (58) **Field of Classification Search**  
CPC ..... C04B 41/009  
USPC ..... D14/205; D5/24, 29, 43, 56, 62, 58, 59, D5/66, 69; D6/575; D25/105, 138, 140; 181/129, 130, 135; 379/430, 431; 381/380, 381; 428/196; 455/90.3, 455/575.1; 427/274  
See application file for complete search history.

1,899,370 A *	2/1933	Ventimiglia	.....	52/612
1,951,868 A *	3/1934	Guisinger	.....	427/271
D95,764 S *	5/1935	Lien	.....	D5/62
2,040,863 A *	5/1936	MacDonald et al.	.....	428/196
2,178,402 A *	10/1939	Miller	.....	427/274
D118,892 S *	2/1940	Pahlmann	.....	D5/62
2,357,399 A *	9/1944	Gregory	.....	428/34.6
D309,380 S *	7/1990	Barger et al.	.....	D5/62
D320,506 S *	10/1991	Nasser	.....	D5/62
D332,177 S *	1/1993	Linzey	.....	D4/104
D332,179 S	1/1993	Barger et al.		
D401,096 S *	11/1998	Wichser	.....	D6/575
D484,708 S *	1/2004	Kraker	.....	D5/43
D488,565 S *	4/2004	Bresciani	.....	D25/111
D527,191 S *	8/2006	Sparkes	.....	D5/32
D544,217 S *	6/2007	Tseng	.....	D5/62
D642,554 S	8/2011	Schaal et al.		
D662,080 S *	6/2012	Carr et al.	.....	D14/205
D683,329 S *	5/2013	Hagelin	.....	D14/205
D691,579 S *	10/2013	Lee et al.	.....	D14/205
D708,162 S *	7/2014	Wenger et al.	.....	D14/205
D708,163 S *	7/2014	Ishikura	.....	D14/205

\* cited by examiner

Primary Examiner — Paula Greene

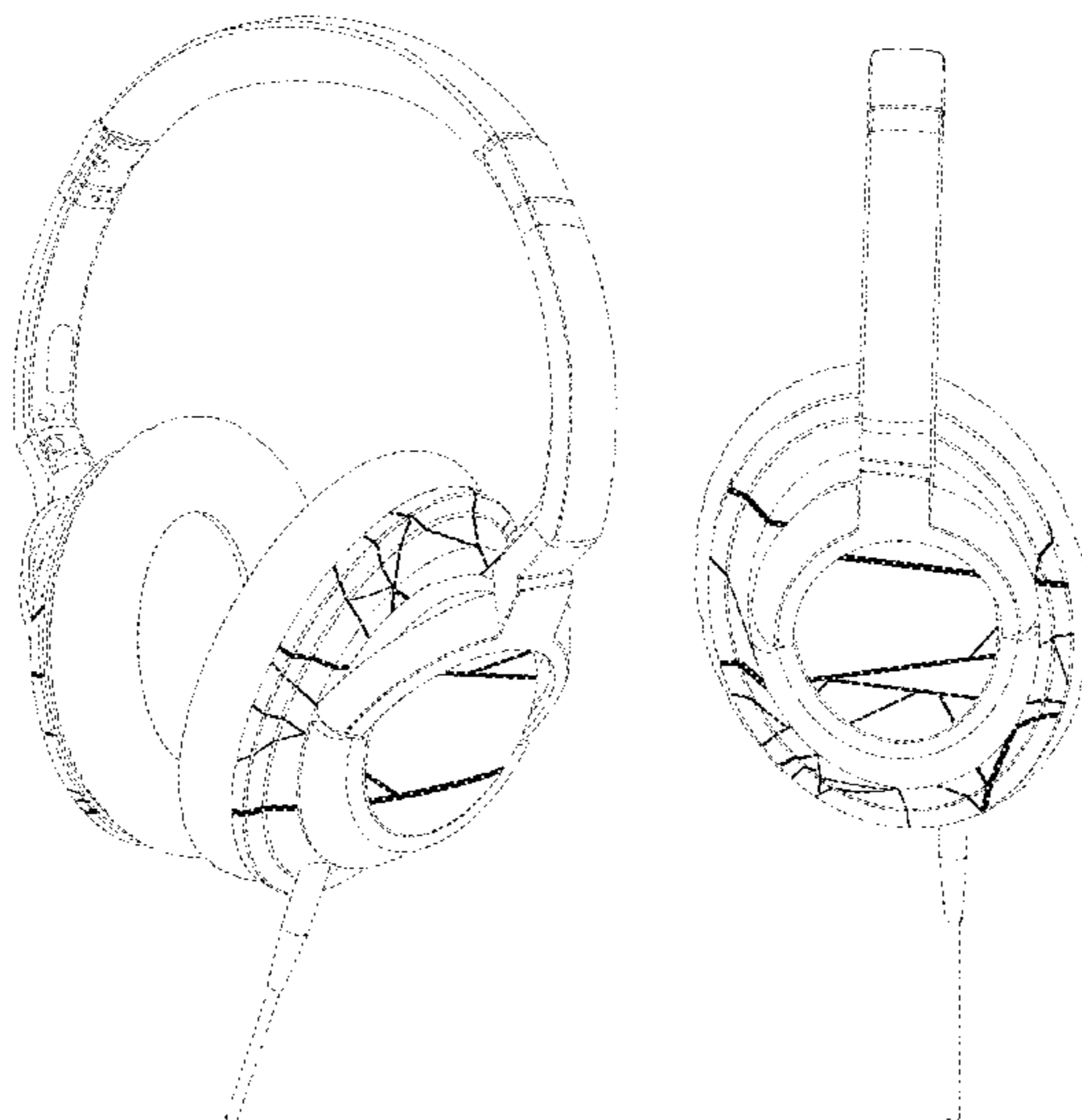
(57) **CLAIM**  
The ornamental design for a surface pattern for headphones, substantially as shown and described.

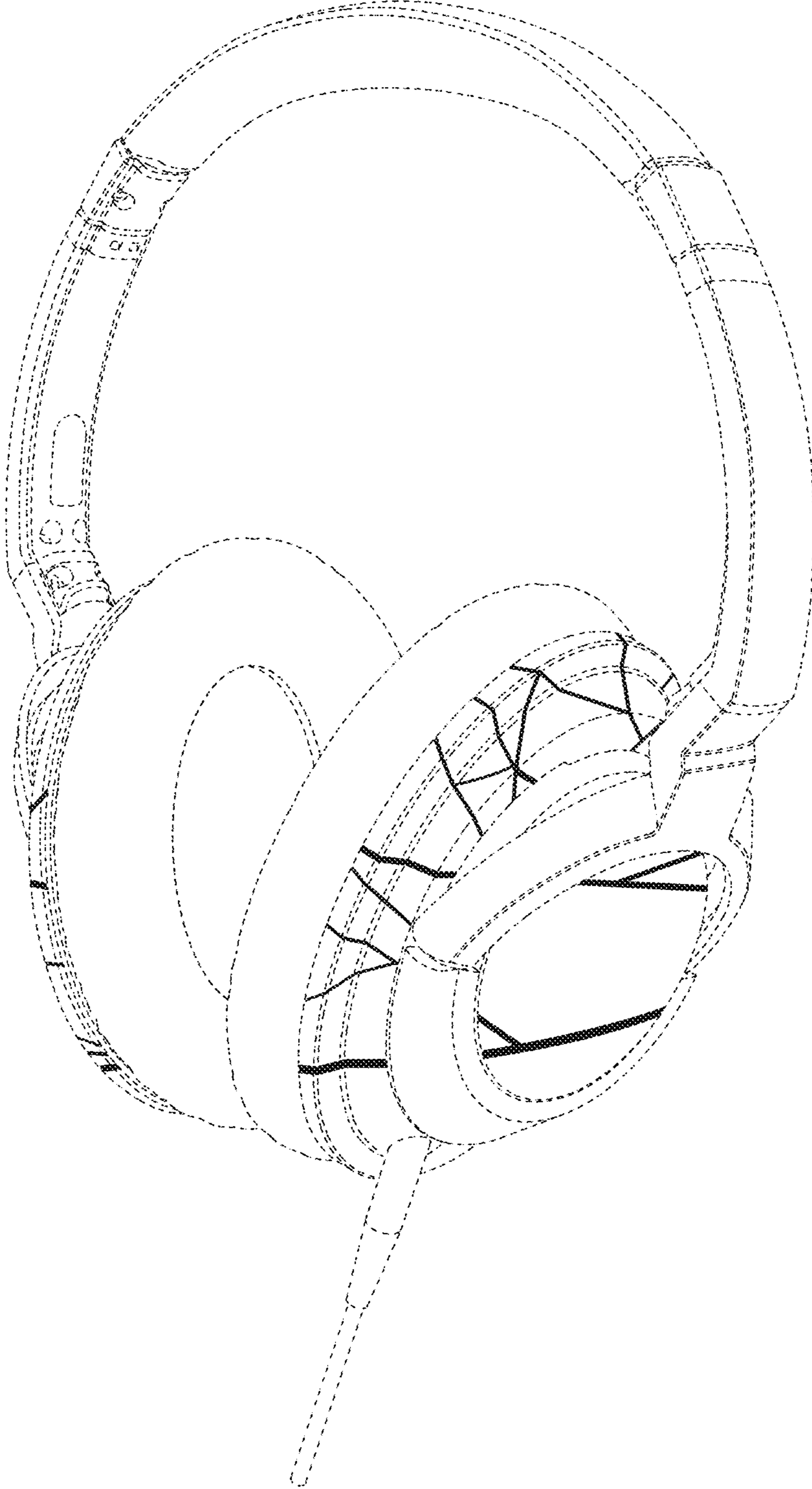
**DESCRIPTION**

FIG. 1 is a perspective view of a set of headphones bearing a surface pattern as seen from the front, top, and right side; FIG. 2 is right side view thereof; FIG. 3 is a front view thereof; FIG. 4 is a right side view thereof; FIG. 5 is a back view thereof; FIG. 6 is a top end view thereof; and, FIG. 7 is a bottom end view thereof. The dotted line portions of the drawings represent environmental structure only and do not form part of the claimed design.

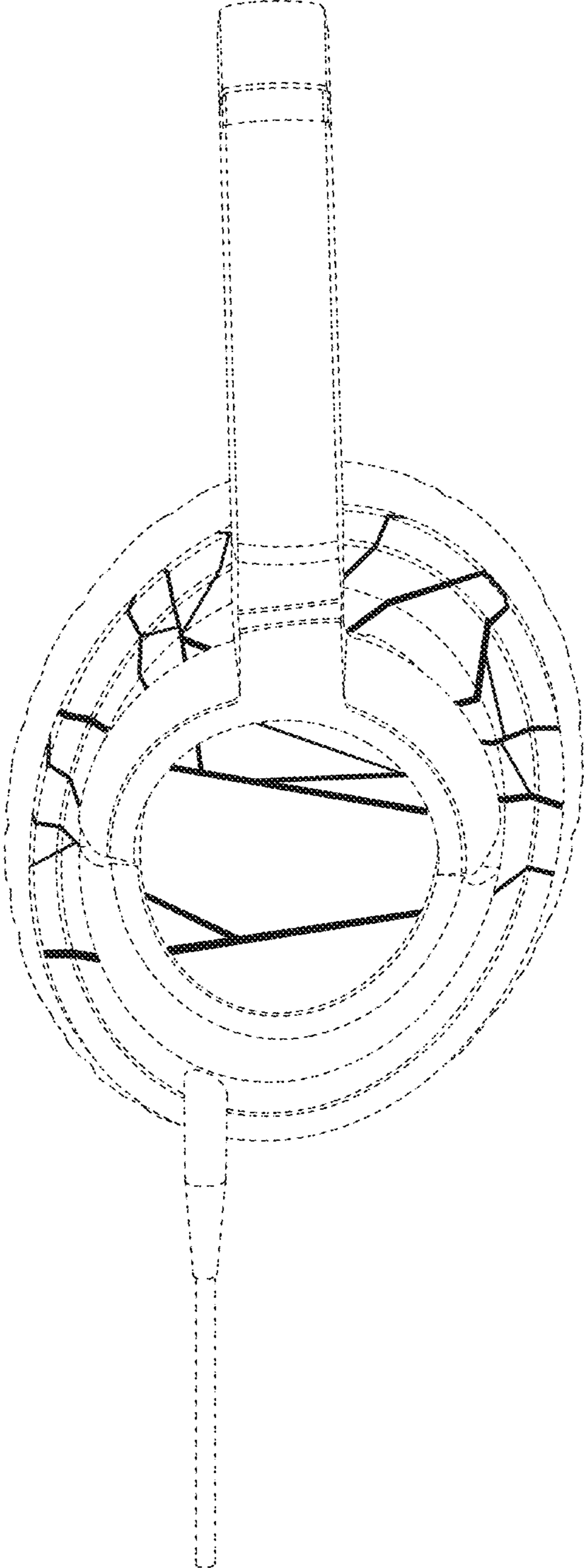
**1 Claim, 6 Drawing Sheets**

- (56) **References Cited**  
U.S. PATENT DOCUMENTS  
232,140 A \* 9/1880 Mason ..... 273/157 R  
1,229,315 A \* 6/1917 Northwood ..... 427/281  
D72,423 S \* 4/1927 Heinke ..... D5/29

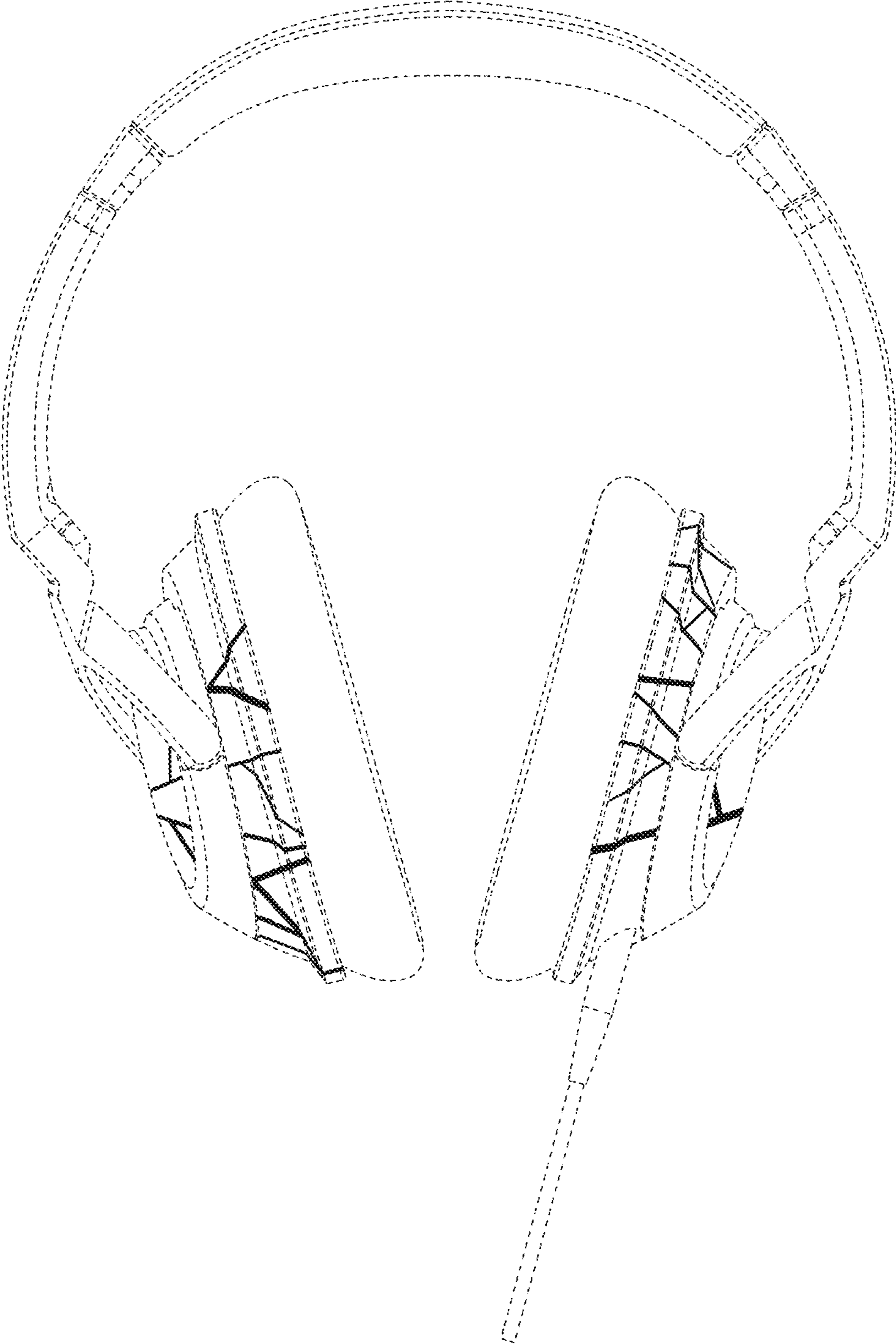




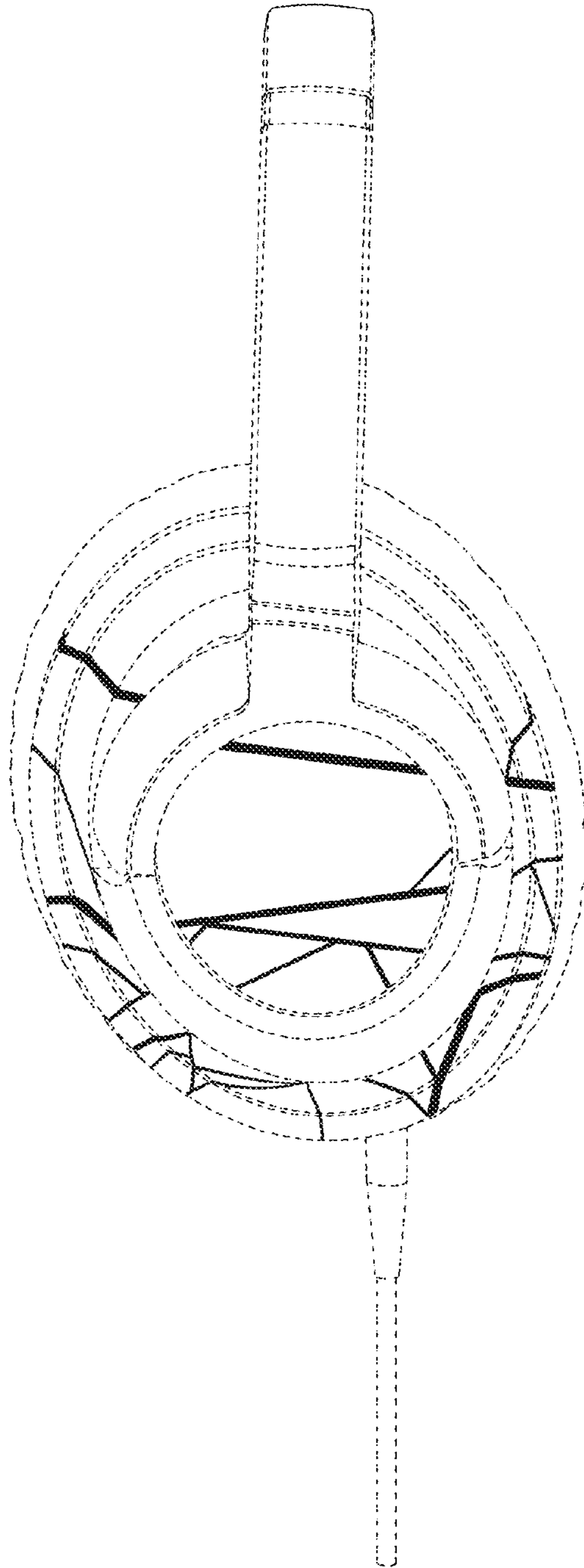
**FIG. 1**



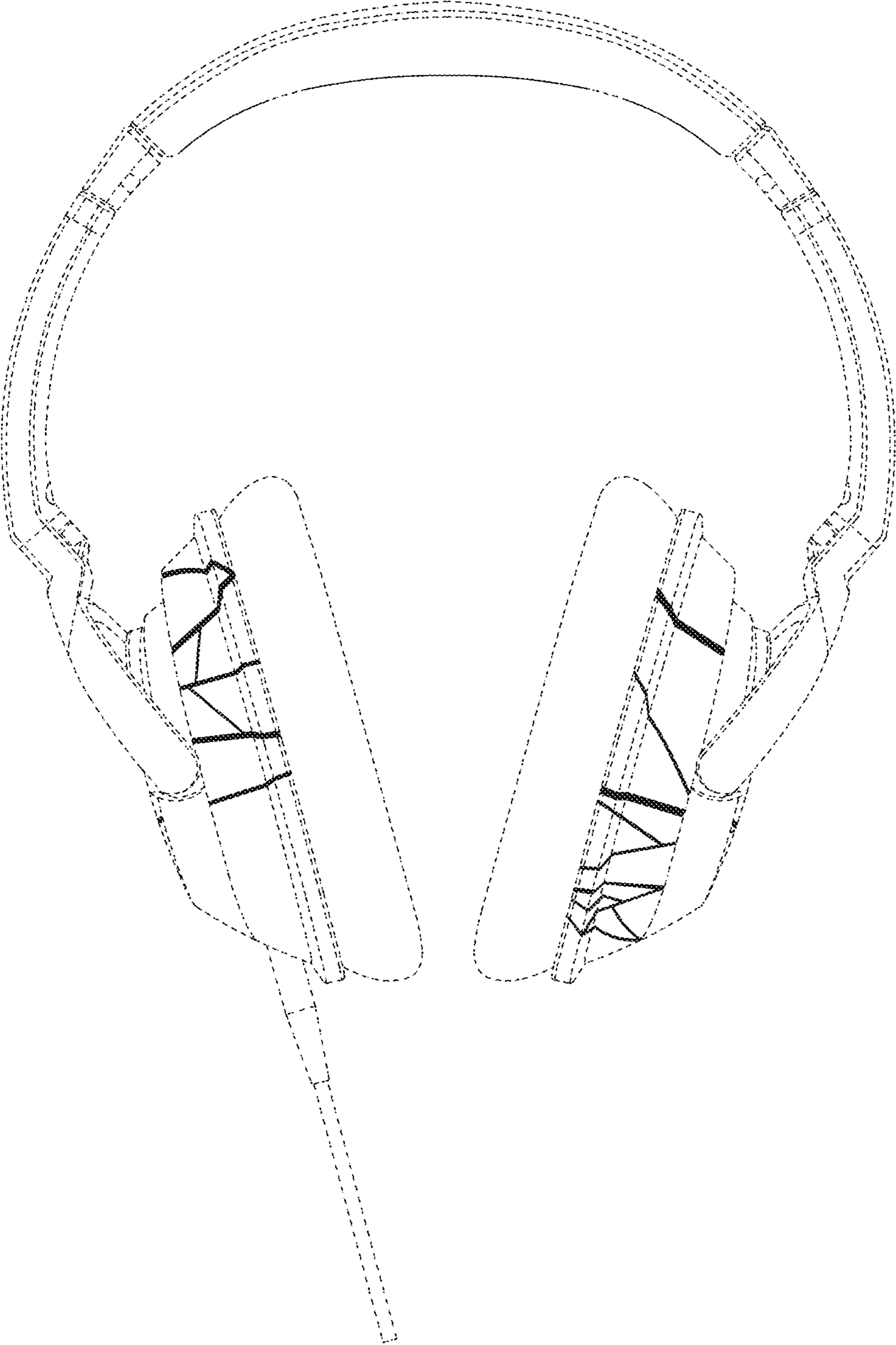
**FIG. 2**



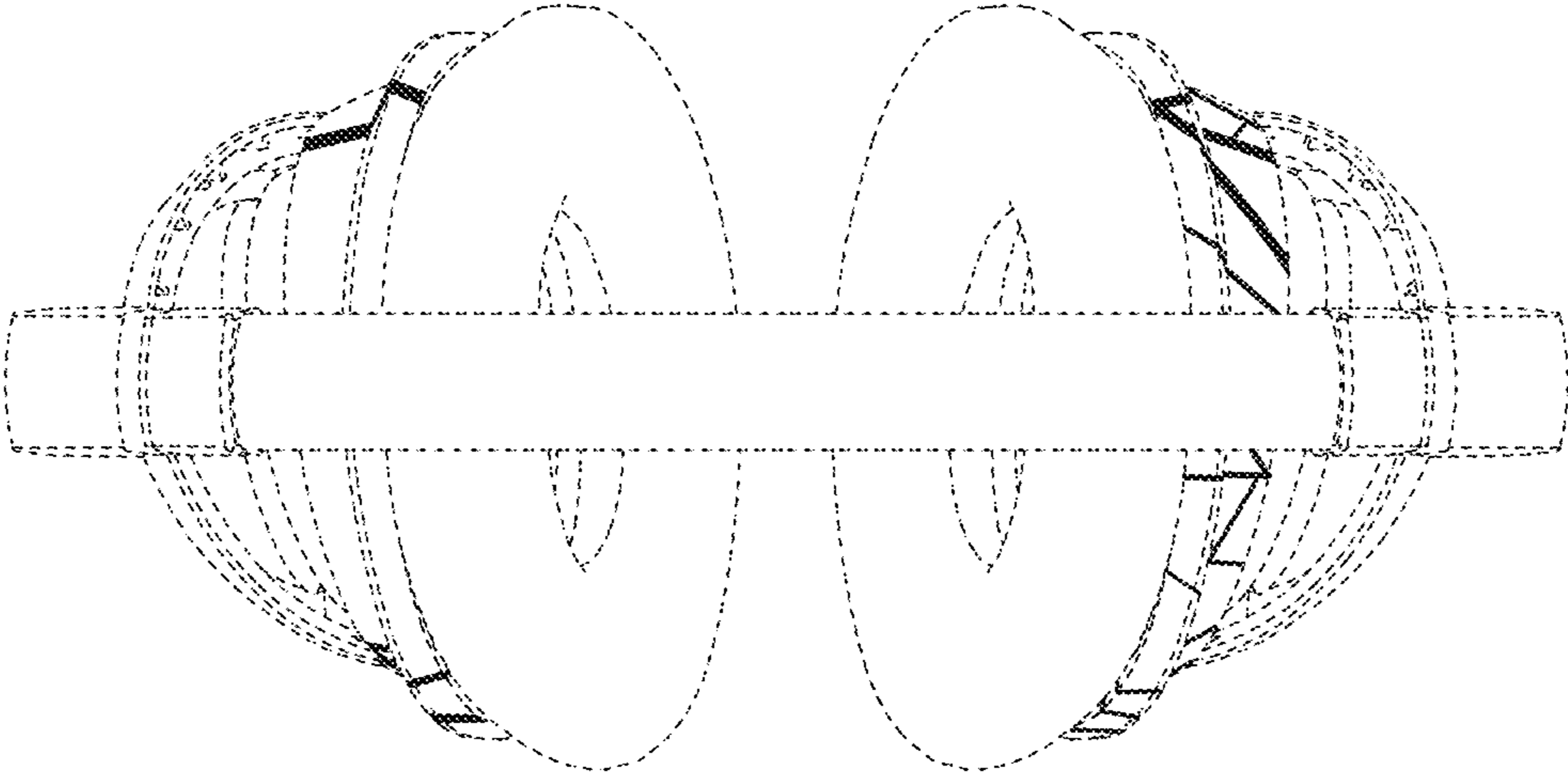
**FIG. 3**



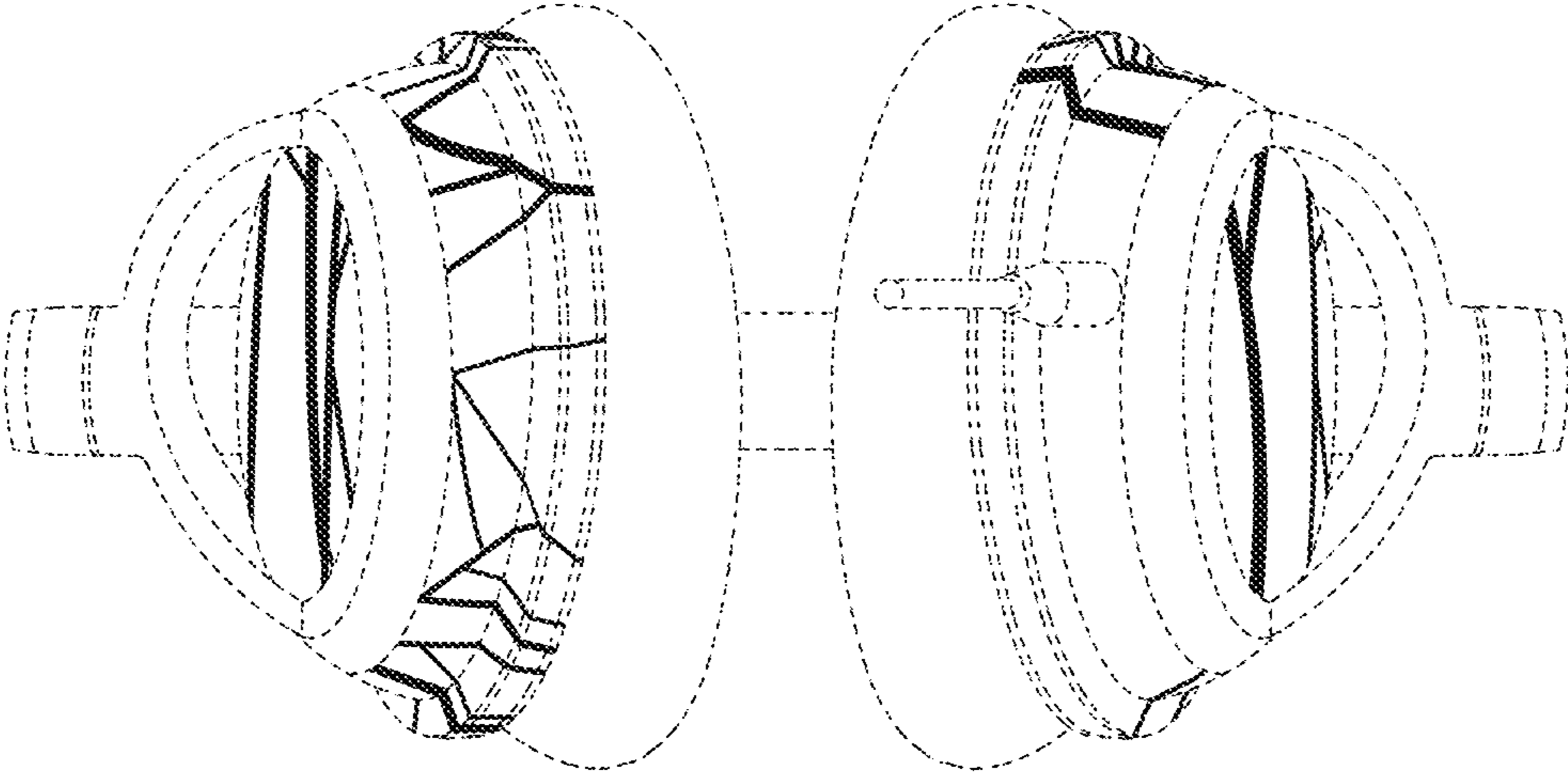
**FIG. 4**



**FIG. 5**



**FIG. 6**



**FIG. 7**