



US00D727850S

(12) **United States Design Patent**
Easterly, III

(10) **Patent No.:** **US D727,850 S**
(45) **Date of Patent:** **** Apr. 28, 2015**

(54) **CIGARETTE LIGHTER PLUG**

(71) Applicant: **Jack Coleman Easterly, III**, Richmond, VA (US)

(72) Inventor: **Jack Coleman Easterly, III**, Richmond, VA (US)

(**) Term: **14 Years**

(21) Appl. No.: **29/502,146**

(22) Filed: **Sep. 12, 2014**

(51) **LOC (10) Cl.** **13-03**

(52) **U.S. Cl.**
USPC **D13/144**

(58) **Field of Classification Search**
CPC H04B 1/00; H04B 1/20; H04B 1/207;
H05K 5/0278; H01R 24/04; G06K 19/07732
USPC D13/144, 101, 107, 108, 110, 118, 119,
D13/133, 184, 199; D14/155, 432, 433,
D14/434, 435.1, 356, 480.1, 480.7;
320/107, 108, 109, 110, 111, 112, 113,
320/114, 115; 439/300, 620.01, 638, 668,
439/669, 675, 825; 363/146

See application file for complete search history.

(56) **References Cited**

U.S. PATENT DOCUMENTS

D300,626 S * 4/1989 Crutcher et al. D13/144
D409,568 S 5/1999 Lindahl
D474,448 S * 5/2003 Bosch D13/144
D505,389 S * 5/2005 Chang D13/107
D557,658 S * 12/2007 Ledbetter et al. D13/108
D585,375 S 1/2009 Andre et al.

D604,699 S 11/2009 Yamamoto
D618,618 S 6/2010 Lee et al.
D653,216 S * 1/2012 Cheng D13/144
D654,874 S * 2/2012 Au D13/144
D655,676 S * 3/2012 Au D13/144
D671,497 S 11/2012 Smith et al.
8,547,056 B2 10/2013 Chang

OTHER PUBLICATIONS

Sonic Electronix; Scosche USBGC2M Samsung Galaxy USB Shotgun Shell Car Charger; http://www.sonicelectronix.com/item_35587_Scosche-USBGC2M.html.

* cited by examiner

Primary Examiner — Derrick Holland

(74) *Attorney, Agent, or Firm* — Maier & Maier, PLLC

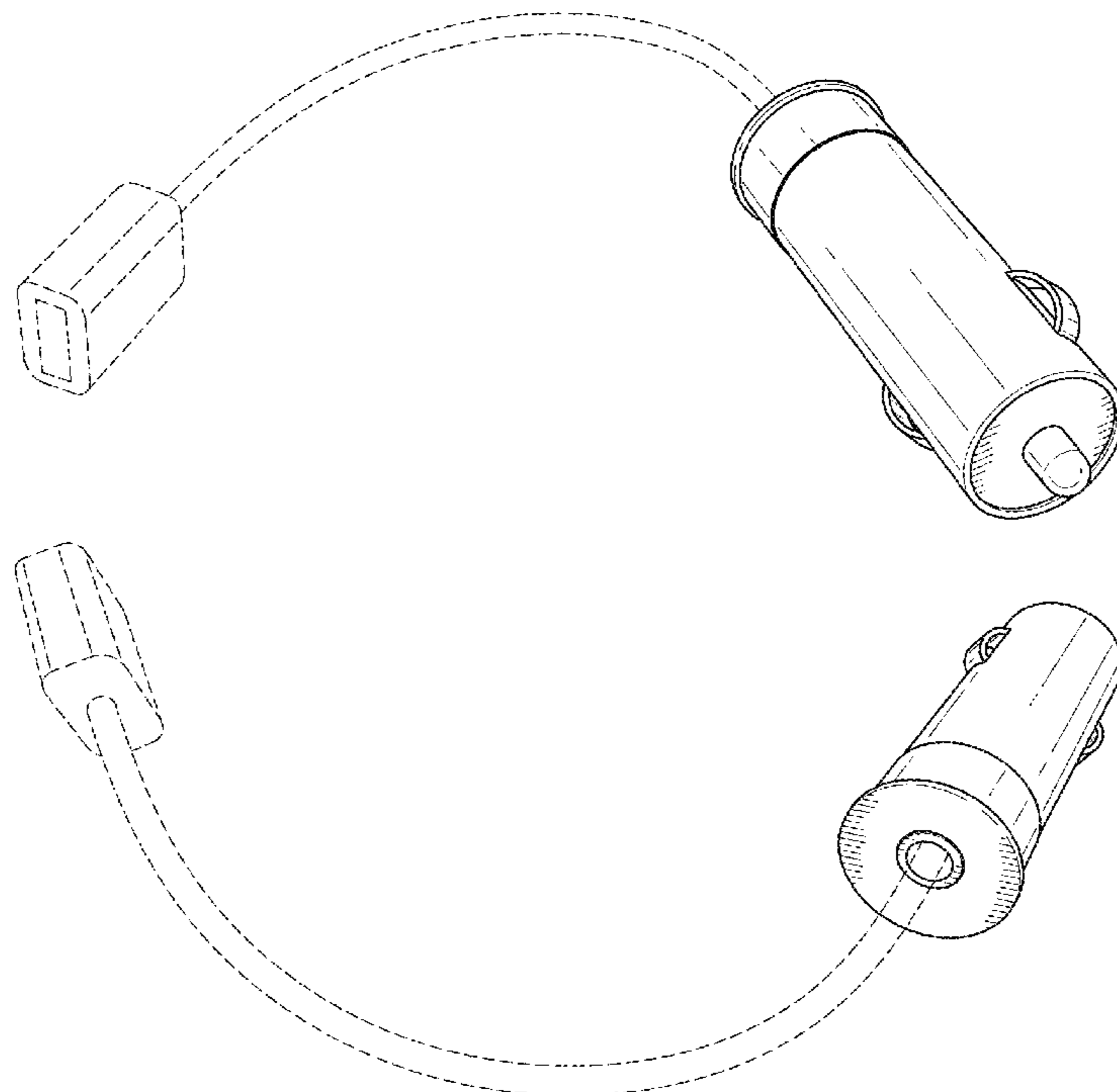
(57) **CLAIM**

The ornamental design for a cigarette lighter plug, as shown and described.

DESCRIPTION

FIG. 1 is a front perspective view of an exemplary cigarette lighter plug;
FIG. 2 is a rear perspective view thereof;
FIG. 3 is a right side elevation view thereof;
FIG. 4 is a left side elevation view thereof;
FIG. 5 is a top plan view thereof;
FIG. 6 is a bottom plan view thereof;
FIG. 7 is a front elevation view thereof; and,
FIG. 8 is a rear elevation view thereof.
The broken lines shown represent unclaimed subject matter and form no part of the claimed design.

1 Claim, 3 Drawing Sheets



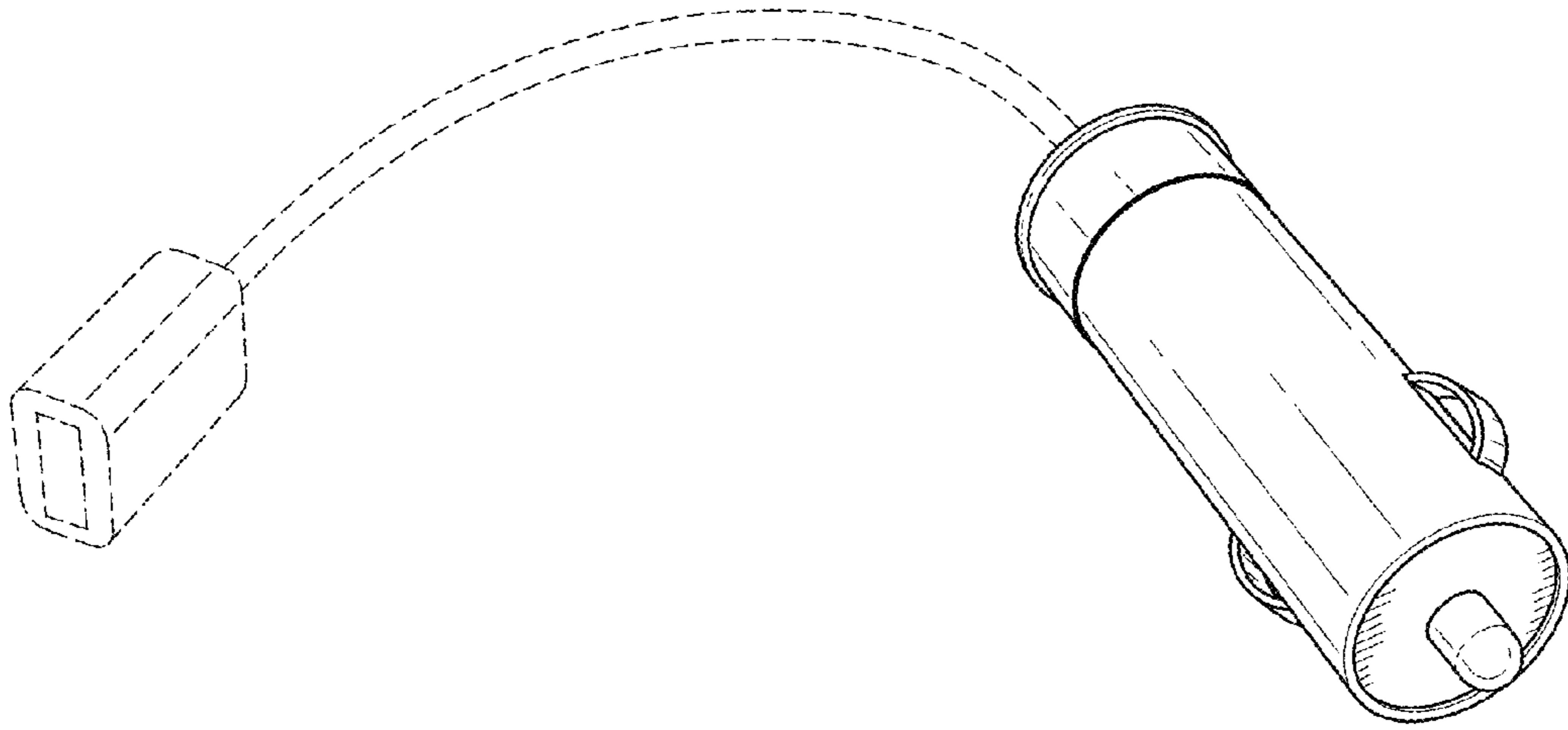


FIG. 1

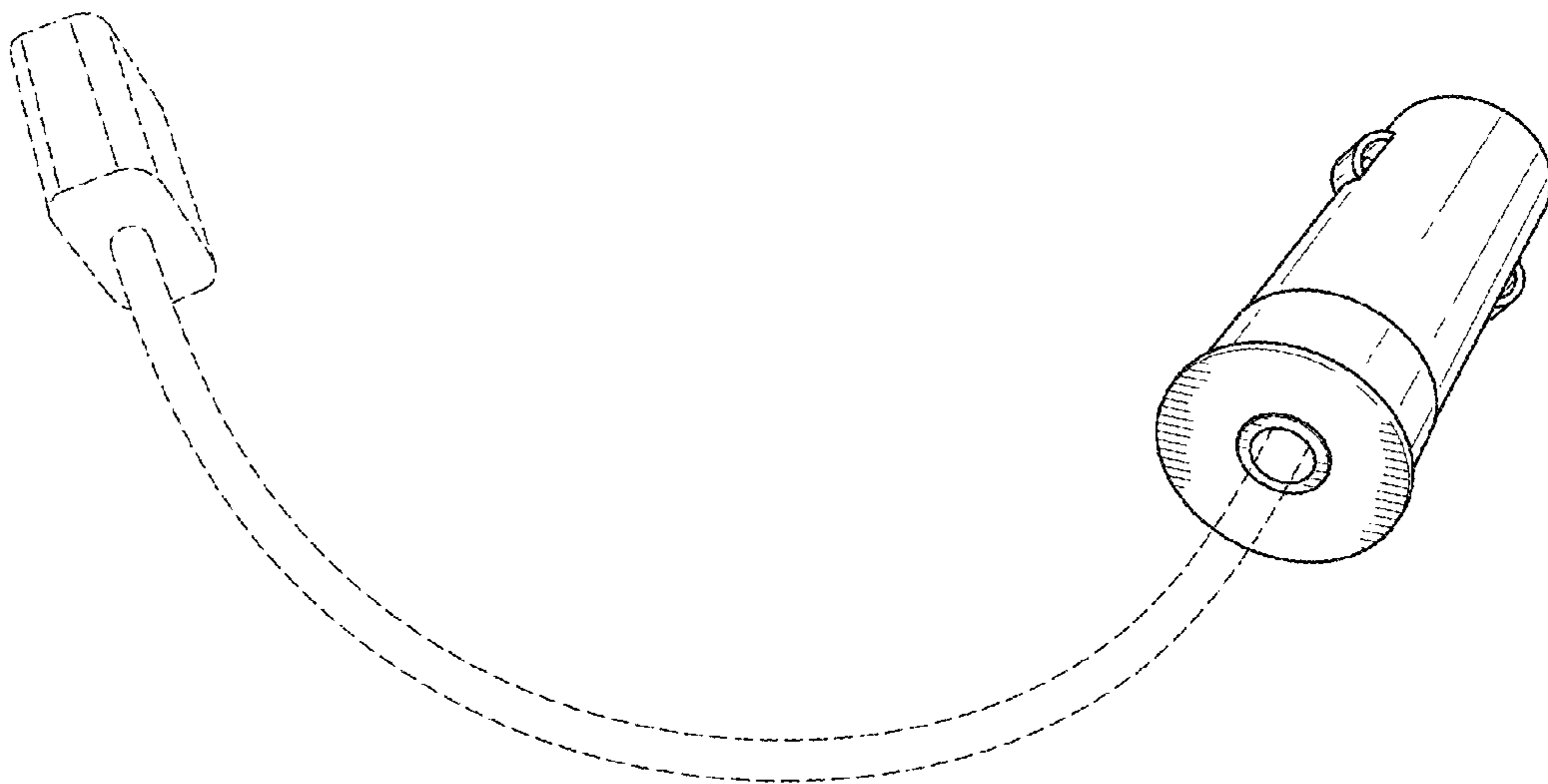


FIG. 2

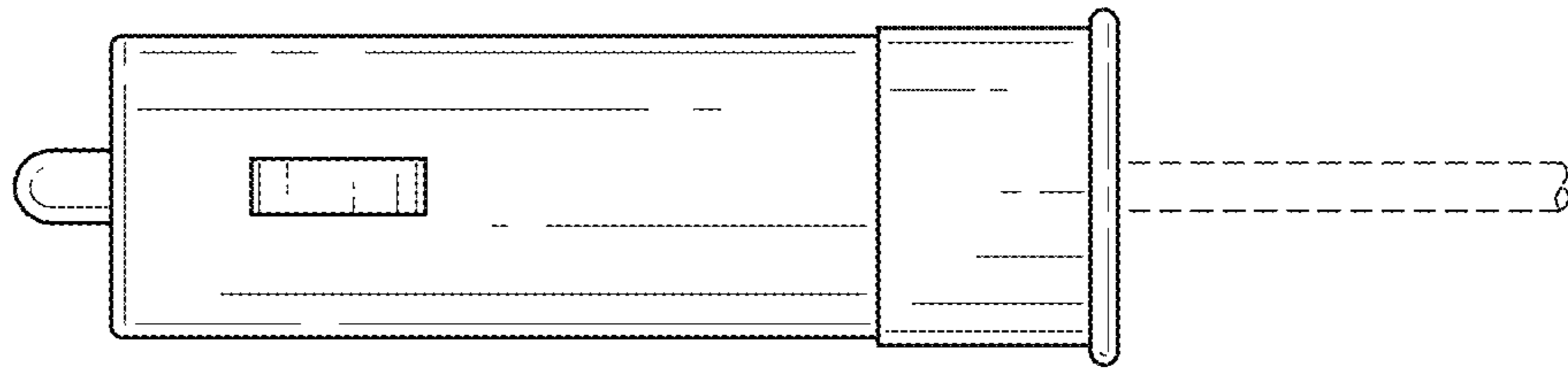


FIG. 3

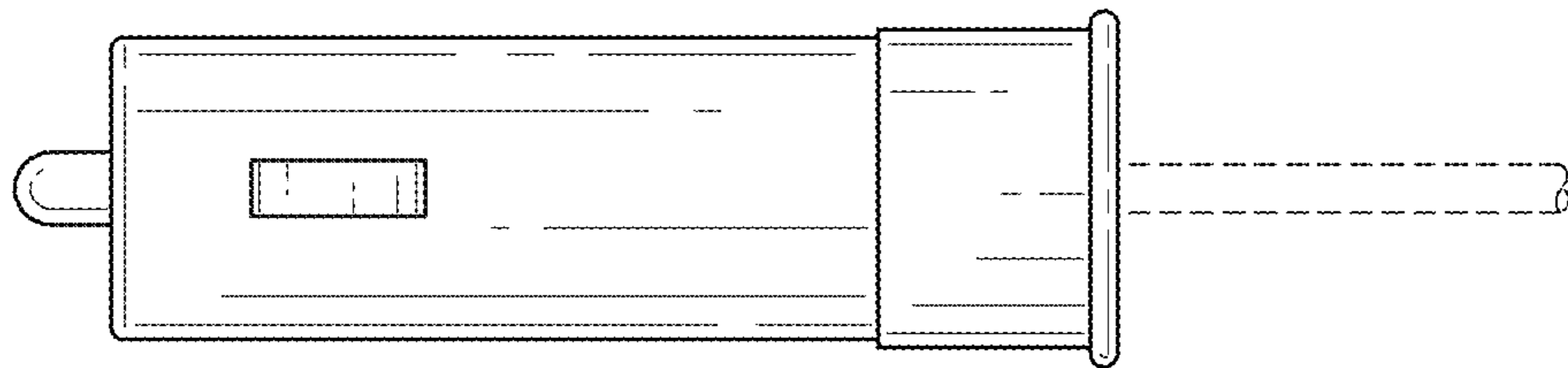


FIG. 4

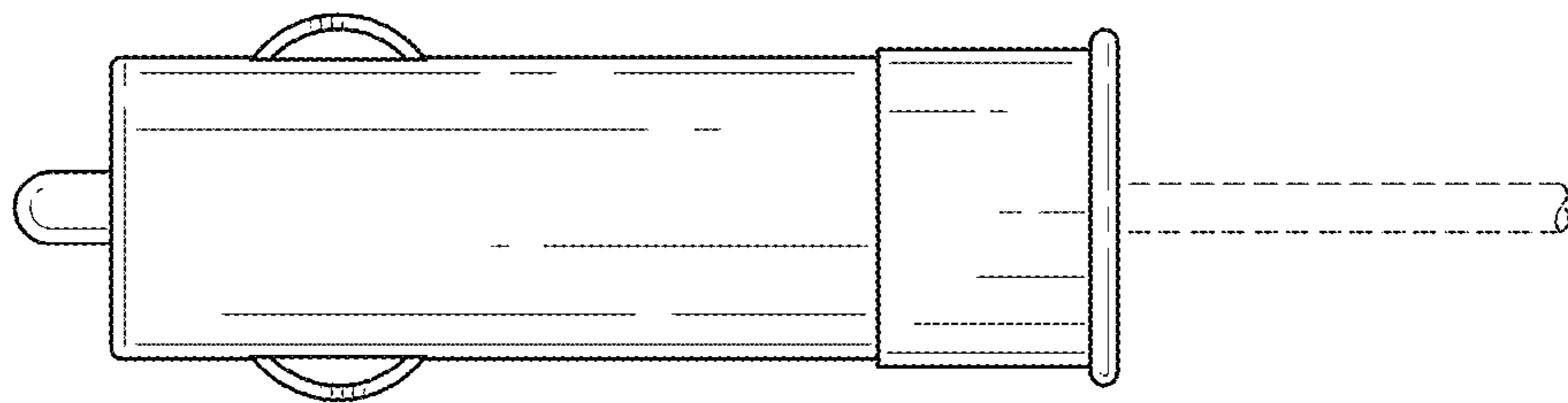


FIG. 5

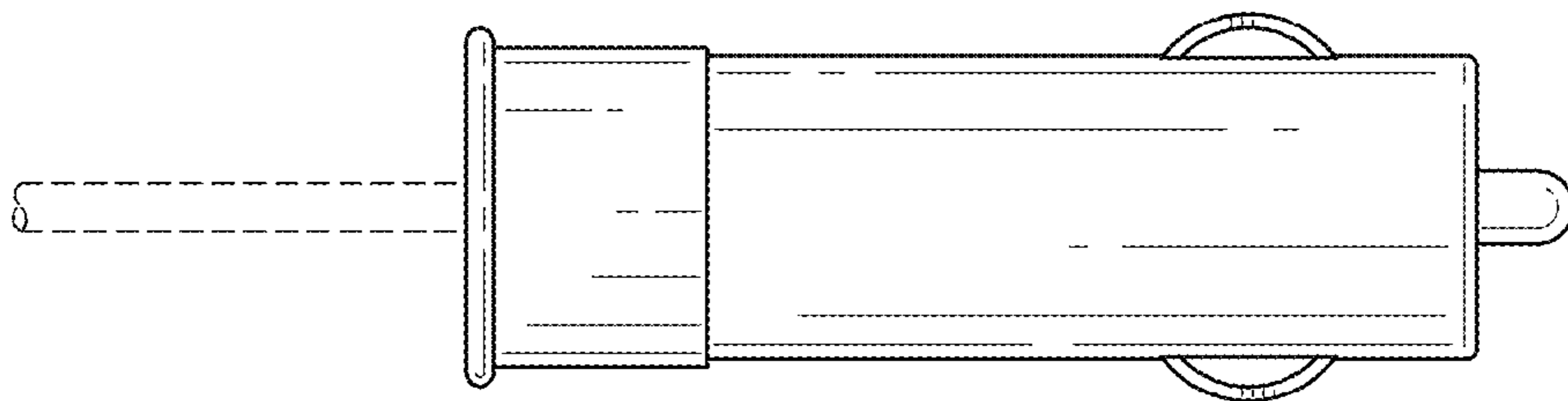


FIG. 6

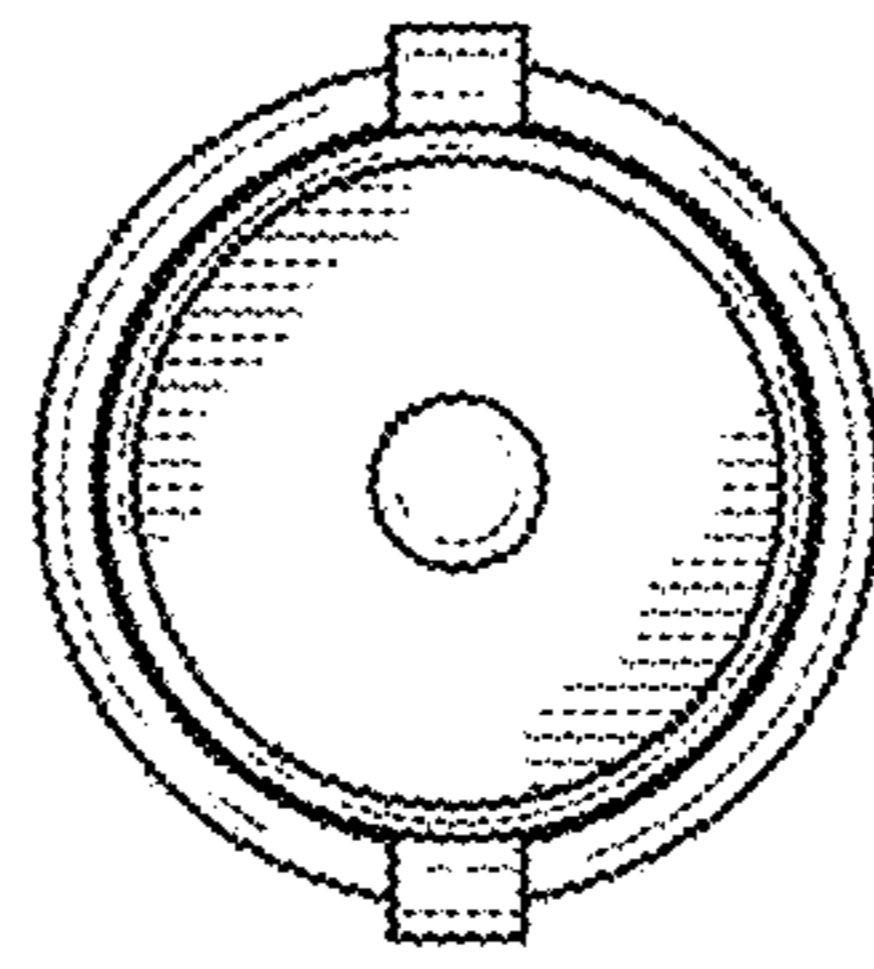


FIG. 7

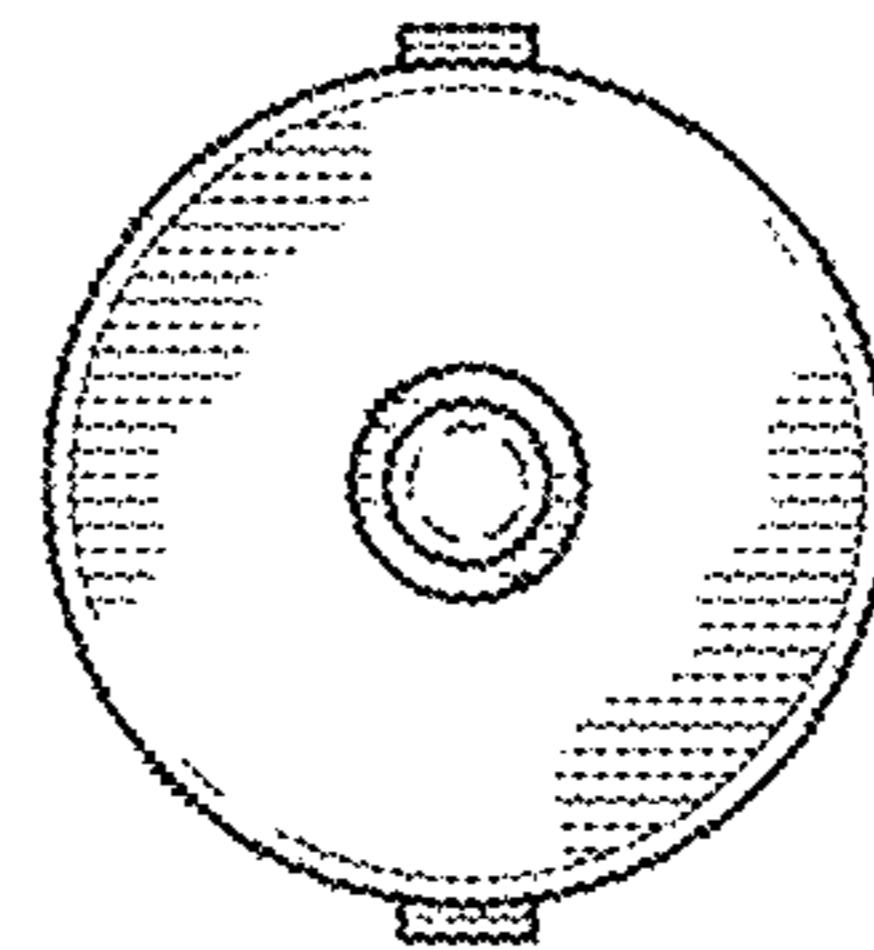


FIG. 8