

US00D727840S

(12) **United States Design Patent**  
**Rolland et al.**

(10) **Patent No.:** **US D727,840 S**  
(45) **Date of Patent:** **\*\* Apr. 28, 2015**

(54) **TIRE TREAD**  
(75) Inventors: **Maxime Rolland**, Greer, SC (US);  
**William R. Hudek**, Greenville, SC (US);  
**John Anthony Hutz**, Greer, SC (US)  
(73) Assignees: **Compagnie Generale des**  
**Etablissements Michelin**,  
Clermont-Ferrand (FR); **Michelin**  
**Recherche et Technique S.A.**,  
Granges-Paccot (CH)

D550,147 S 9/2007 Radulescu  
D555,078 S 11/2007 Radulescu et al.  
D584,681 S \* 1/2009 Shimada ..... D12/602  
D604,229 S \* 11/2009 Le et al. .... D12/582  
D606,931 S 12/2009 Radulescu et al.  
D618,162 S 6/2010 Mayni et al.  
D635,915 S \* 4/2011 Hamada ..... D12/588  
D646,217 S \* 10/2011 Muto ..... D12/589  
D646,624 S \* 10/2011 Yamaguchi ..... D12/584  
D652,369 S \* 1/2012 Lebreton ..... D12/583  
D663,680 S \* 7/2012 Westaway ..... D12/587

(\*\*) Term: **14 Years**

(21) Appl. No.: **29/426,084**

(22) Filed: **Jun. 29, 2012**

(51) **LOC (10) Cl.** ..... **12-15**

(52) **U.S. Cl.**  
USPC ..... **D12/583**

(58) **Field of Classification Search**  
CPC ..... B60C 11/03  
USPC ..... D12/582, 583, 586, 587, 588, 600, 602;  
152/209.3, 209.9, 209.18, 209.25  
See application file for complete search history.

(56) **References Cited**

**U.S. PATENT DOCUMENTS**

D224,580 S \* 8/1972 Skerl ..... D12/587  
D308,502 S \* 6/1990 Loeffler et al. .... D12/587  
D380,995 S \* 7/1997 Grosskopf ..... D12/588  
D399,461 S 10/1998 Lurois et al.  
D414,446 S 9/1999 Kemp, Jr.  
D414,725 S 10/1999 Kemp, Jr.  
D416,837 S 11/1999 Moore  
D428,837 S \* 8/2000 Grosskopf et al. .... D12/574  
D460,404 S 7/2002 Janjareh et al.  
D461,446 S 8/2002 Janjareh et al.  
D464,026 S \* 10/2002 Godin ..... D12/596  
D545,266 S \* 6/2007 Yamaura ..... D12/584

**OTHER PUBLICATIONS**

Michelin XDA3, Specification Sheet, www.michelintruck.com, 2 pages.

\* cited by examiner

*Primary Examiner* — Robert M Spear

(74) *Attorney, Agent, or Firm* — Dority & Manning, P.A.

(57) **CLAIM**

The ornamental design for a tire tread, as shown and described.

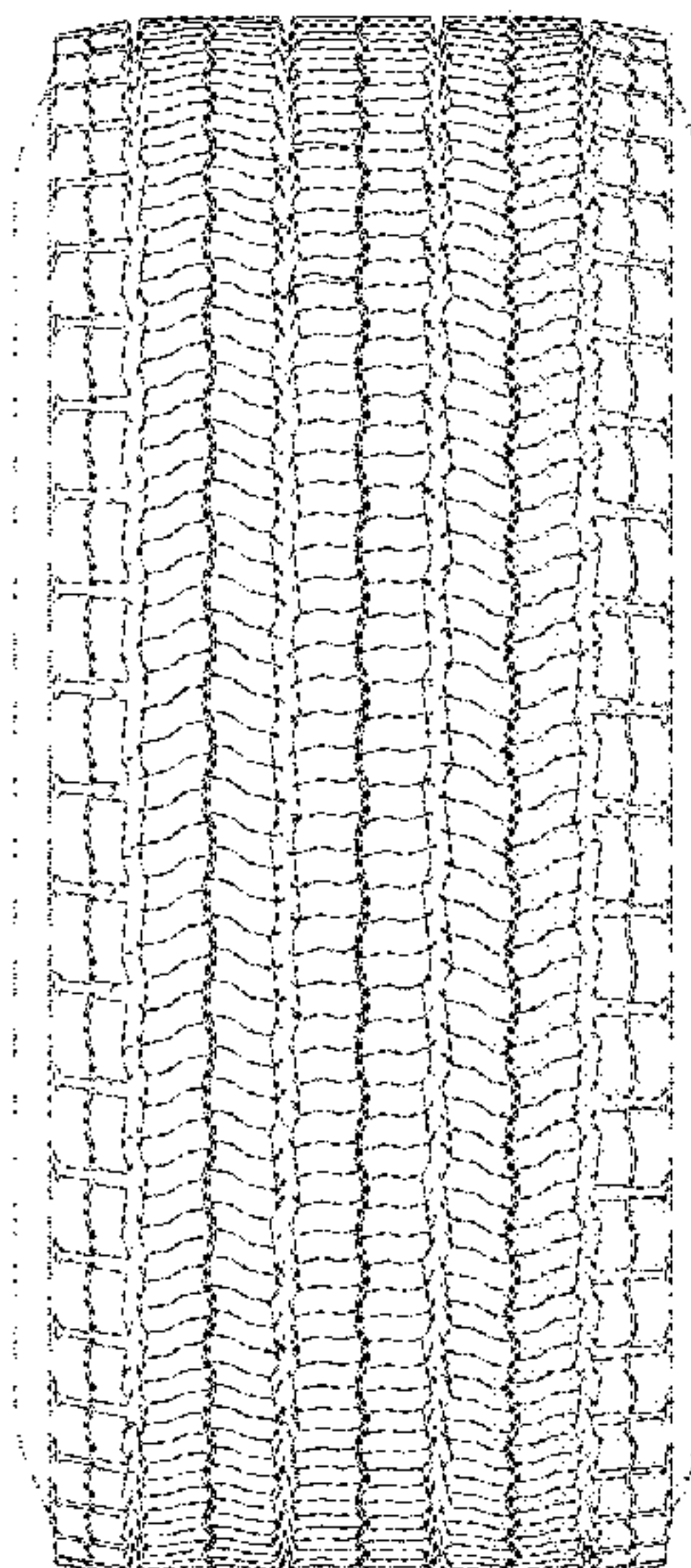
**DESCRIPTION**

FIG. 1 is a perspective view of a tire tread showing our new design, it being understood that the tread pattern repeats circumferentially throughout the outer circumference and shoulder of the tire, the opposite side perspective being identical thereto;

FIG. 2 is a front elevation view thereof; and,  
FIG. 3 is a side elevation view of the right side thereof, the left side being identical thereto.

In the drawings, the recessed groove portions of the tire tread having a depth as best illustrated along the top and bottom edges of FIG. 2. In the drawings, the broken line disclosure of the tire sidewall and inner bead depicts environmental structure and forms no part of the claimed design.

**1 Claim, 3 Drawing Sheets**



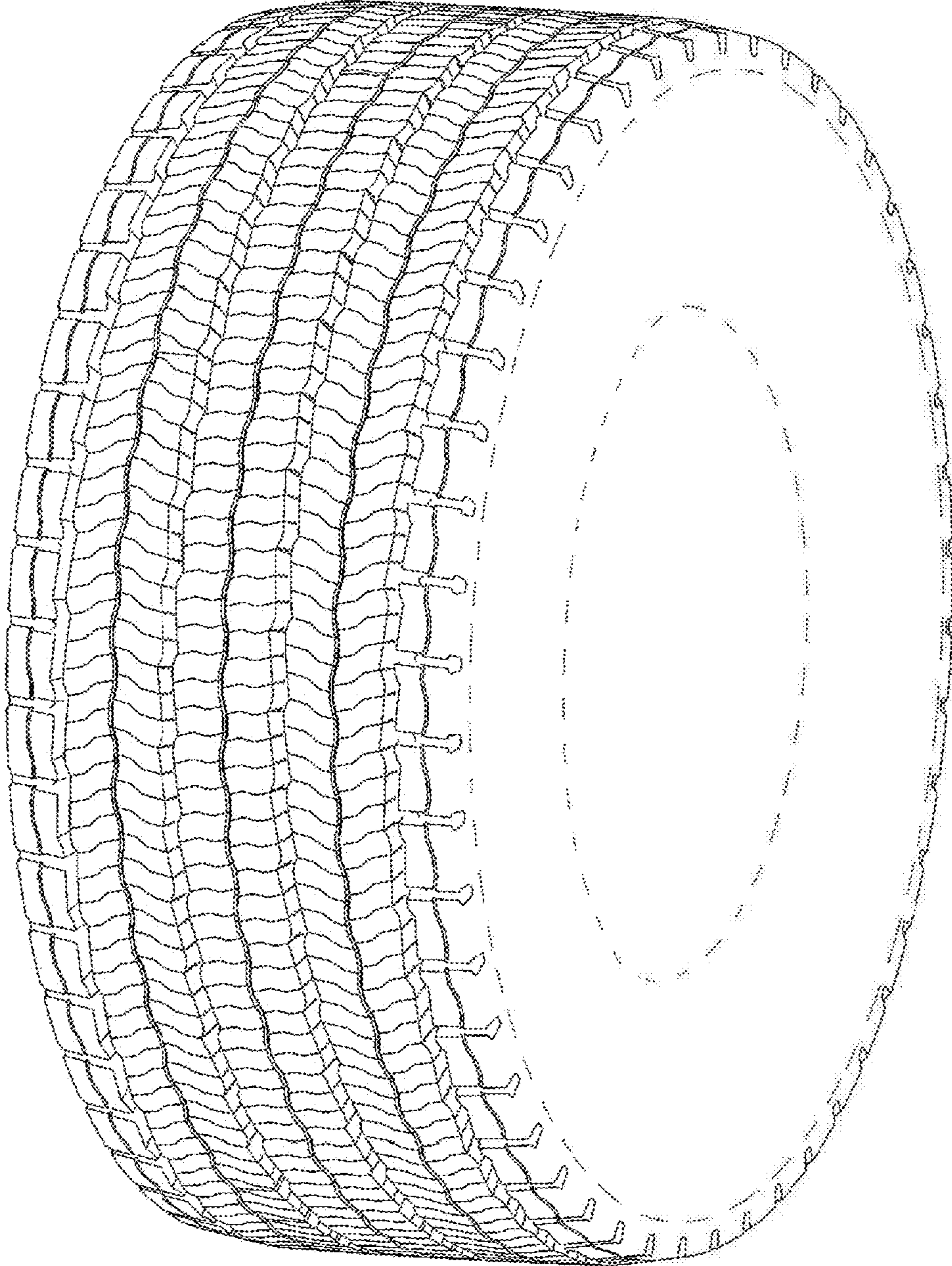


Fig. 1



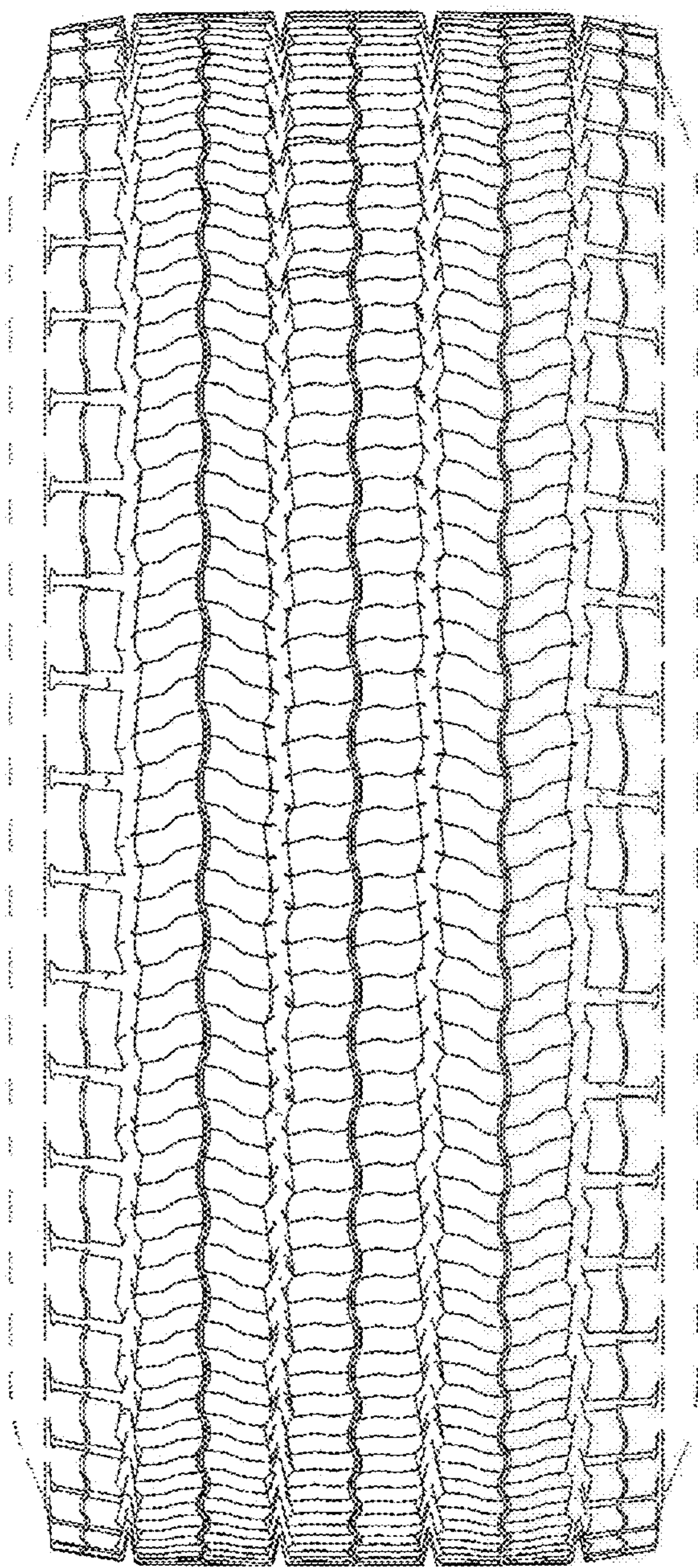
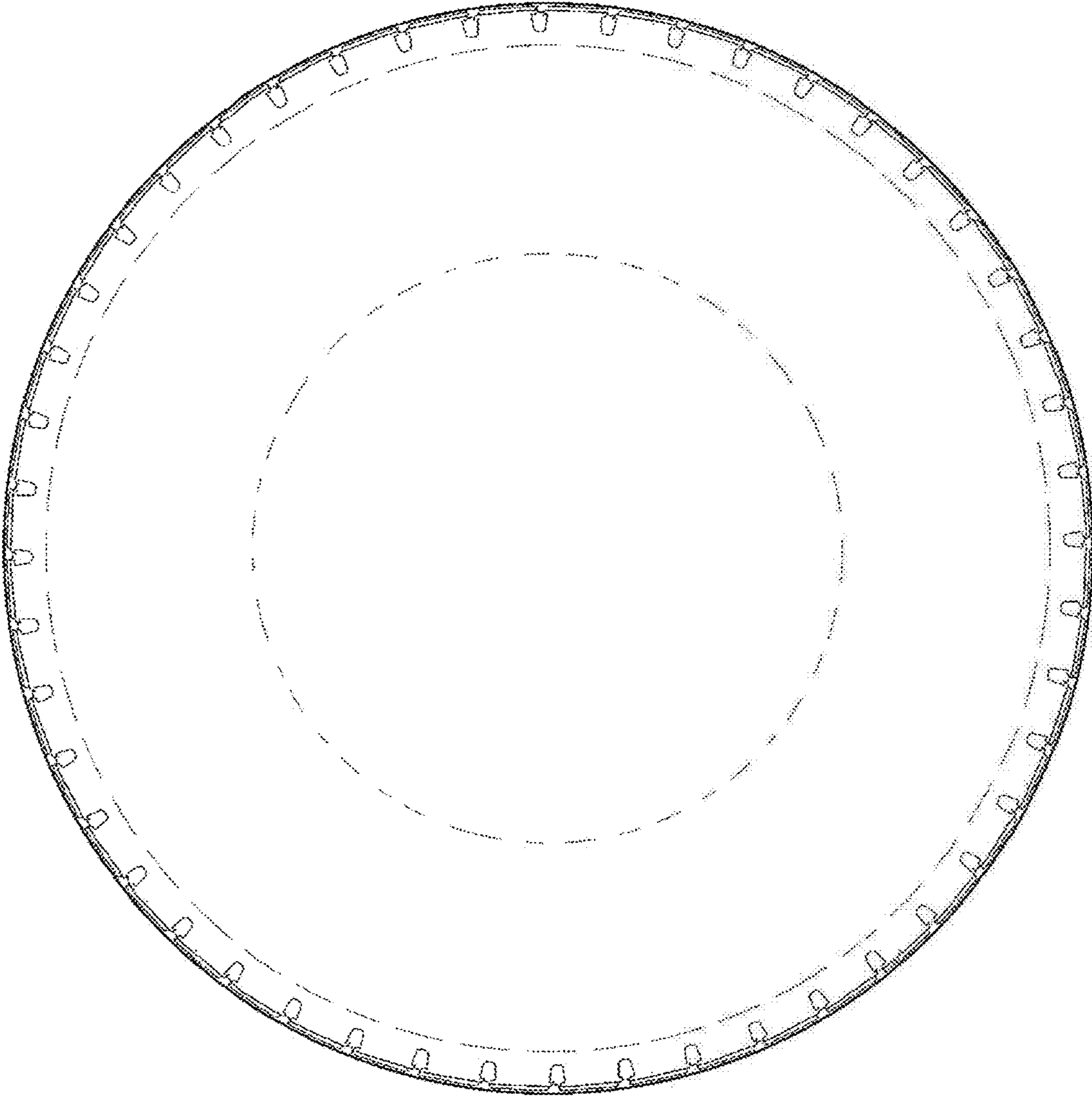


Fig. 2



**Fig. 3**