

US00D727839S

(12) **United States Design Patent**  
**Rolland et al.**

(10) **Patent No.:** **US D727,839 S**

(45) **Date of Patent:** **\*\* \*Apr. 28, 2015**

- (54) **TIRE TREAD**
- (75) Inventors: **Maxime Rolland**, Greer, SC (US);  
**William R. Hudek**, Greenville, SC (US);  
**John Anthony Hutz**, Greer, SC (US)
- (73) Assignees: **Compagnie Generale des  
Etablissements Michelin**,  
Clermont-Ferrand (FR); **Michelin  
Recherche et Technique S.A.**,  
Granges-Paccot (CH)

D461,446 S	8/2002	Janjareh et al.	
D464,026 S *	10/2002	Godin .....	D12/596
D545,266 S *	6/2007	Yamaura .....	D12/584
D550,147 S	9/2007	Radulescu	
D555,078 S	11/2007	Radulescu et al.	
D584,681 S *	1/2009	Shimada .....	D12/602
D604,229 S *	11/2009	Le et al. ....	D12/582
D606,931 S	12/2009	Radulescu et al.	
D618,162 S	6/2010	Mayni et al.	
D635,915 S *	4/2011	Hamada .....	D12/588
D646,217 S *	10/2011	Muto .....	D12/589
D646,624 S *	10/2011	Yamaguchi .....	D12/584
D652,369 S *	1/2012	Lebreton .....	D12/583
D663,680 S *	7/2012	Westaway .....	D12/587

(\*) Notice: This patent is subject to a terminal disclaimer.

(\*\*) Term: **14 Years**

(21) Appl. No.: **29/426,077**

(22) Filed: **Jun. 29, 2012**

(51) **LOC (10) Cl.** ..... **12-15**

(52) **U.S. Cl.**  
USPC ..... **D12/583**

(58) **Field of Classification Search**  
CPC ..... B60C 11/03  
USPC ..... D12/582, 583, 586, 587, 588, 600, 602;  
152/209.3, 209.9, 209.18, 209.25  
See application file for complete search history.

(56) **References Cited**

U.S. PATENT DOCUMENTS

D224,580 S *	8/1972	Skeryl .....	D12/587
D308,502 S *	6/1990	Loeffler et al. ....	D12/587
D380,995 S *	7/1997	Grosskopf .....	D12/588
D399,461 S	10/1998	Lurois et al.	
D414,446 S	9/1999	Kemp, Jr.	
D414,725 S	10/1999	Kemp, Jr.	
D416,837 S	11/1999	Moore	
D428,837 S *	8/2000	Grosskopf et al. ....	D12/574
D460,404 S	7/2002	Janjareh et al.	

OTHER PUBLICATIONS

Michelin XDA3, Specification Sheet, www.michelintruck.com, 2 pages.

\* cited by examiner

Primary Examiner — Robert M Spear

(74) Attorney, Agent, or Firm — Dority & Manning, P.A.

(57) **CLAIM**

The ornamental design for a tire tread, as shown and described.

**DESCRIPTION**

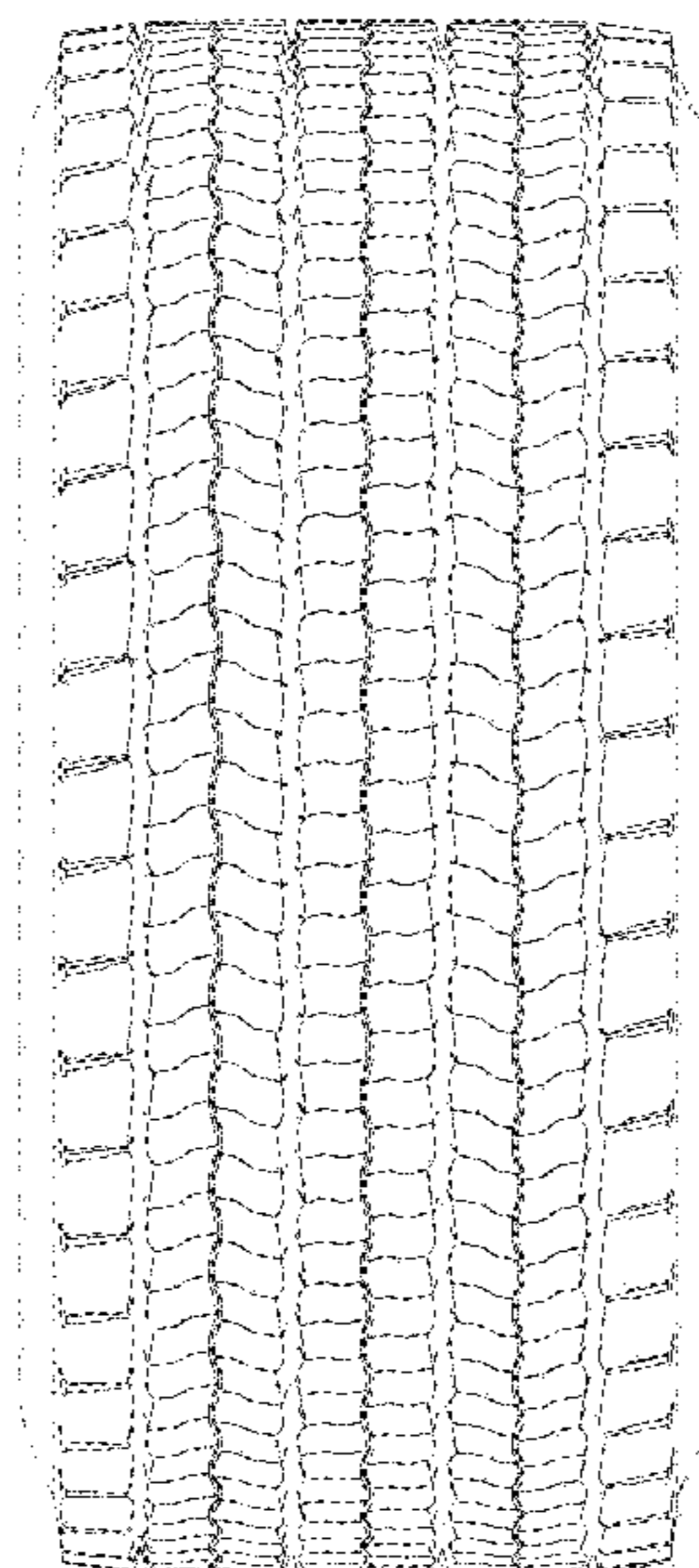
FIG. 1 is a perspective view of a tire tread showing our new design, it being understood that the tread pattern repeats circumferentially throughout the outer circumference and shoulder of the tire, the opposite side perspective being identical thereto;

FIG. 2 is a front elevation view thereof; and,

FIG. 3 is a side elevation view of the right side thereof, the left side being identical thereto.

It is understood that the broken line adjacent the solid line showing of the tire shoulder depicts a boundary of the claim.

**1 Claim, 3 Drawing Sheets**



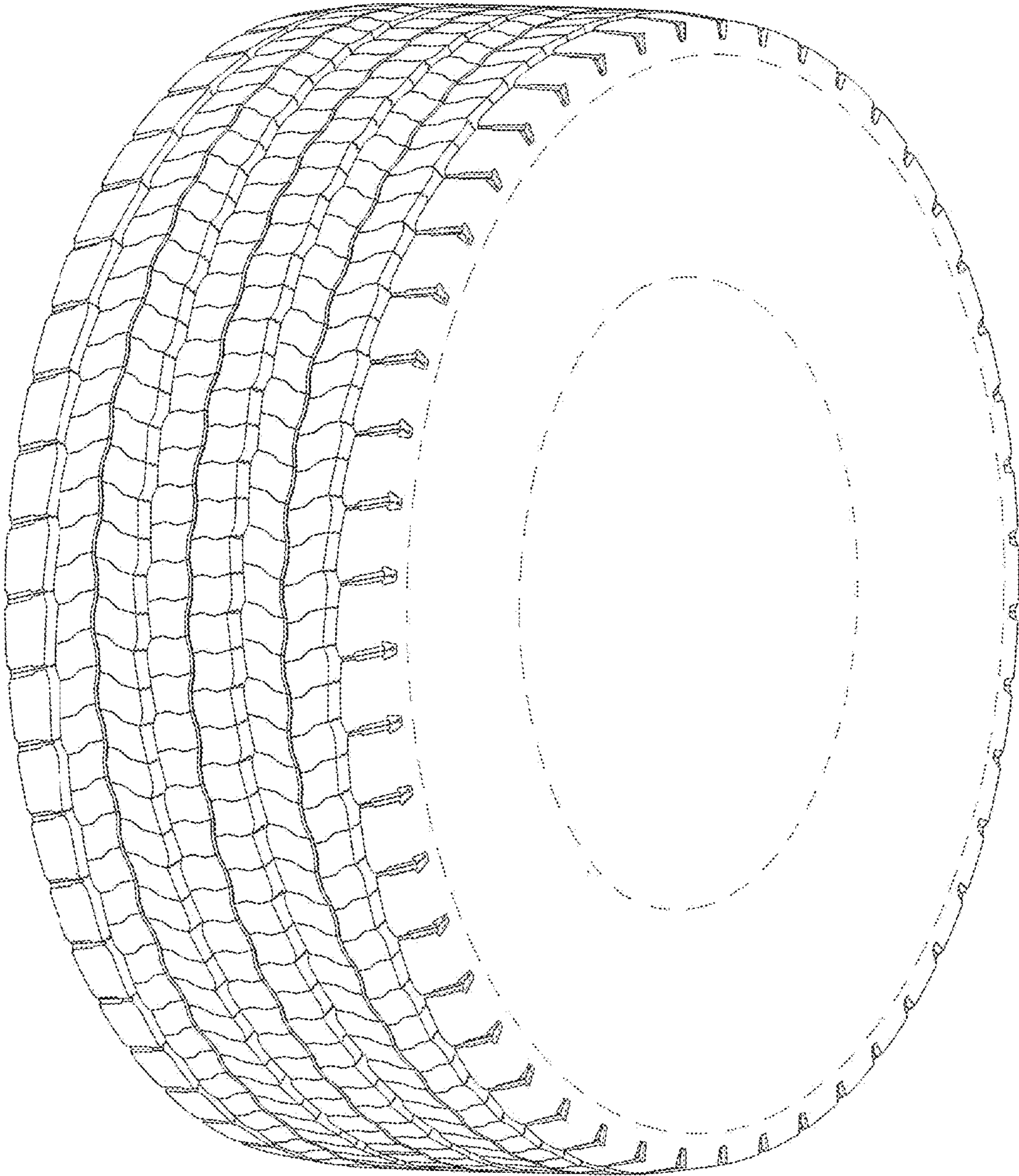


Fig. 1

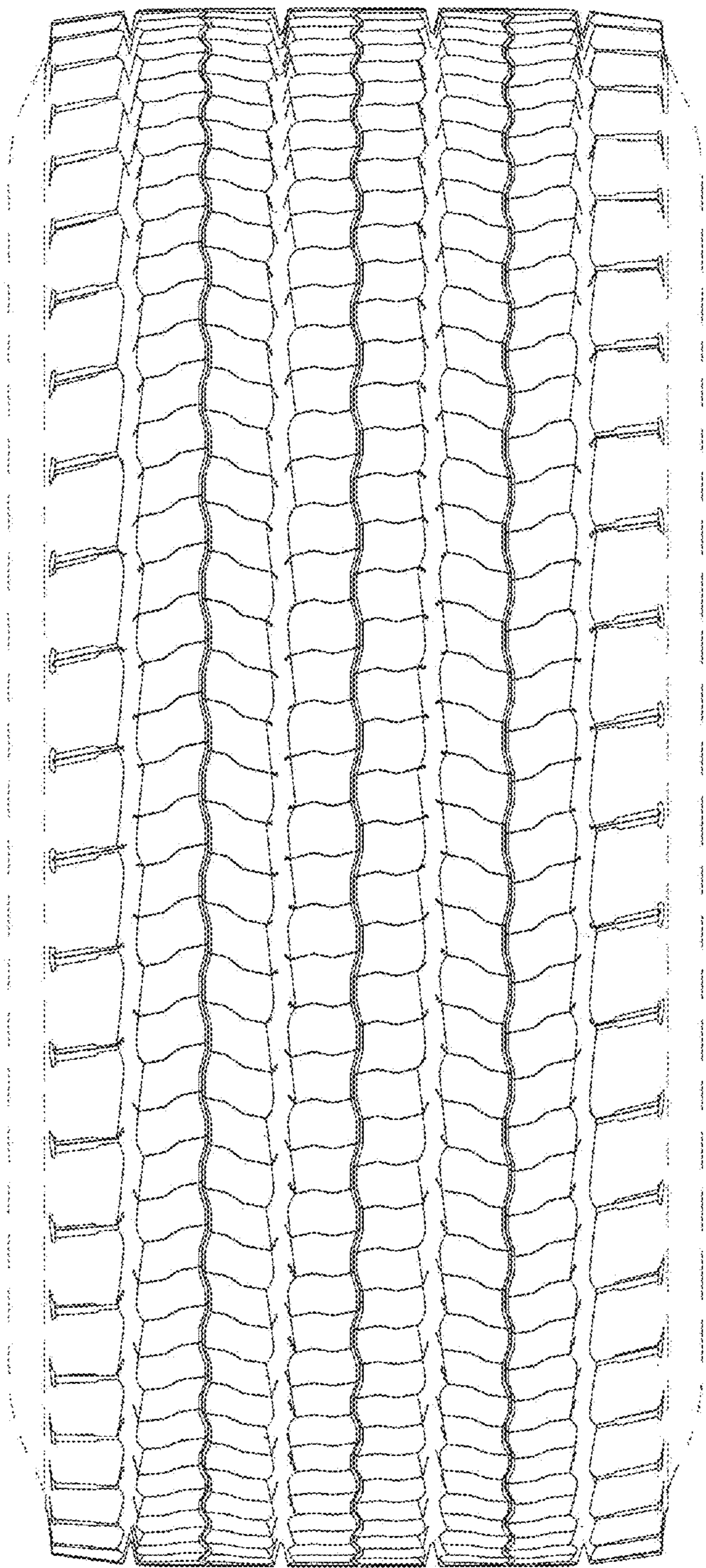


Fig. 2

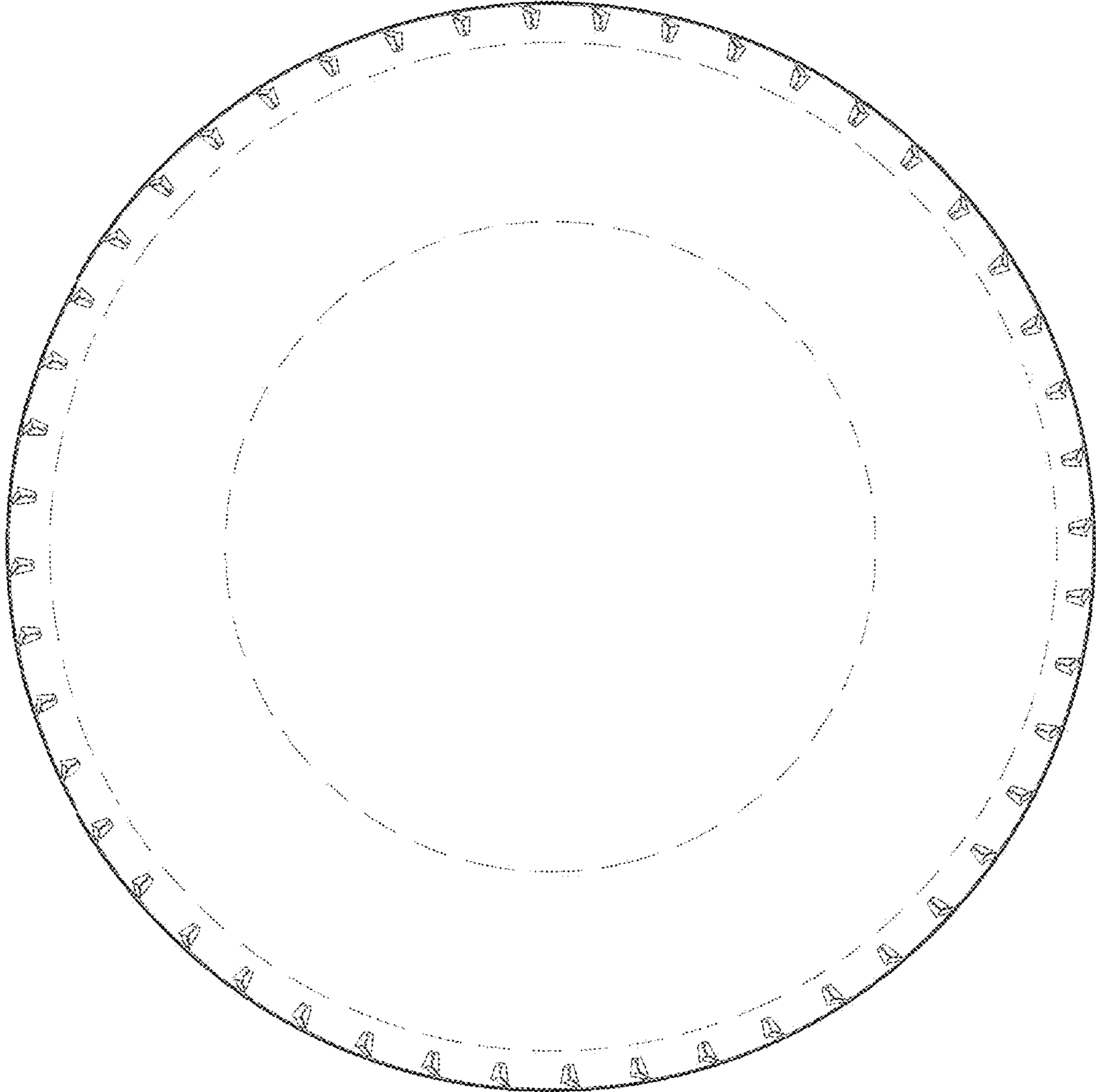


Fig. 3