



US00D727837S

(12) **United States Design Patent**  
**Ferlin et al.**

(10) **Patent No.:** **US D727,837 S**  
(45) **Date of Patent:** **\*\* Apr. 28, 2015**

(54) **PNEUMATIC TIRE**

(56) **References Cited**

(71) Applicants: **Compagnie Generale des Etablissements Michelin,**  
Clermont-Ferrand (FR); **Michelin Recherche et Technique S.A.,**  
Granges-Paccot (CH)  
(72) Inventors: **Olivier Ferlin,** Clermont-Ferrand (FR);  
**Arnaud Larregain,** Clermont-Ferrand (FR)  
(73) Assignees: **Compagnie Generale des Etablissements Michelin,**  
Clermont-Ferrand (FR); **Michelin Recherche et Technique S.A.,**  
Granges-Paccot (CH)  
(\*\*) Term: **14 Years**

U.S. PATENT DOCUMENTS

D401,896	S	*	12/1998	Chandler et al.	.....	D12/501
D499,065	S	*	11/2004	Shapiro et al.	.....	D12/501
6,845,796	B2	*	1/2005	Katoh et al.	.....	152/209.1
D602,852	S	*	10/2009	Laskowitz et al.	.....	D12/570
D615,920	S	*	5/2010	Kline et al.	.....	D12/570
8,555,941	B2	*	10/2013	Perron et al.	.....	152/326
2007/0119531	A1	*	5/2007	Steinke et al.	.....	152/324
2013/0240272	A1	*	9/2013	Gass et al.	.....	180/54.1
2013/0287882	A1	*	10/2013	Wilson	.....	425/425
2014/0000777	A1	*	1/2014	Choi et al.	.....	152/246
2014/0034219	A1	*	2/2014	Chadwick et al.	.....	156/113
2014/0083581	A1	*	3/2014	Schaedler et al.	.....	152/5
2014/0110024	A1	*	4/2014	Anderfaas et al.	.....	152/17
2014/0159280	A1	*	6/2014	Martin et al.	.....	264/299
2014/0238561	A1	*	8/2014	Choi et al.	.....	152/17
2014/0251518	A1	*	9/2014	Abe et al.	.....	152/75

\* cited by examiner

Primary Examiner — George D Kirschbaum

(74) Attorney, Agent, or Firm — Dickinson Wright PLLC

(57) **CLAIM**

The ornamental design for a pneumatic tire, as shown and described.

**DESCRIPTION**

FIG. 1 is a front perspective view of a pneumatic tire showing our new design.

FIG. 2 is a front elevational view thereof; and,

FIG. 3 is a right side elevational view thereof, the other side being a mirror image.

In the drawings, the broken lines defining the inner bead and the unclaimed sidewall depict environmental subject matter that forms no part of the claimed design. The dash-dot lines represent the peripheral boundary between the claimed tire tread and unclaimed sidewall.

The tread pattern is understood to repeat uniformly throughout the circumference of the tire, as shown schematically.

**1 Claim, 3 Drawing Sheets**

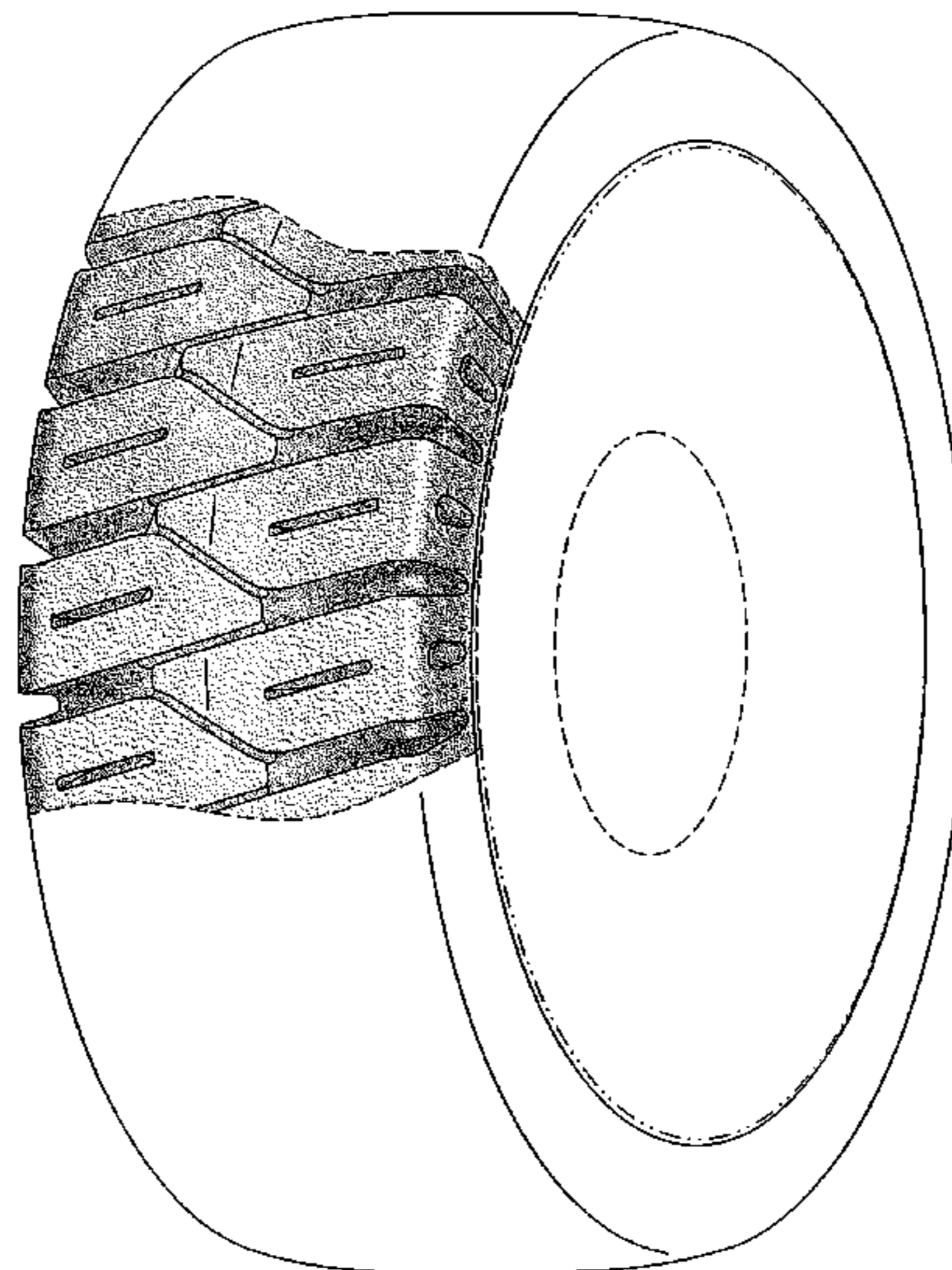
(30) **Foreign Application Priority Data**

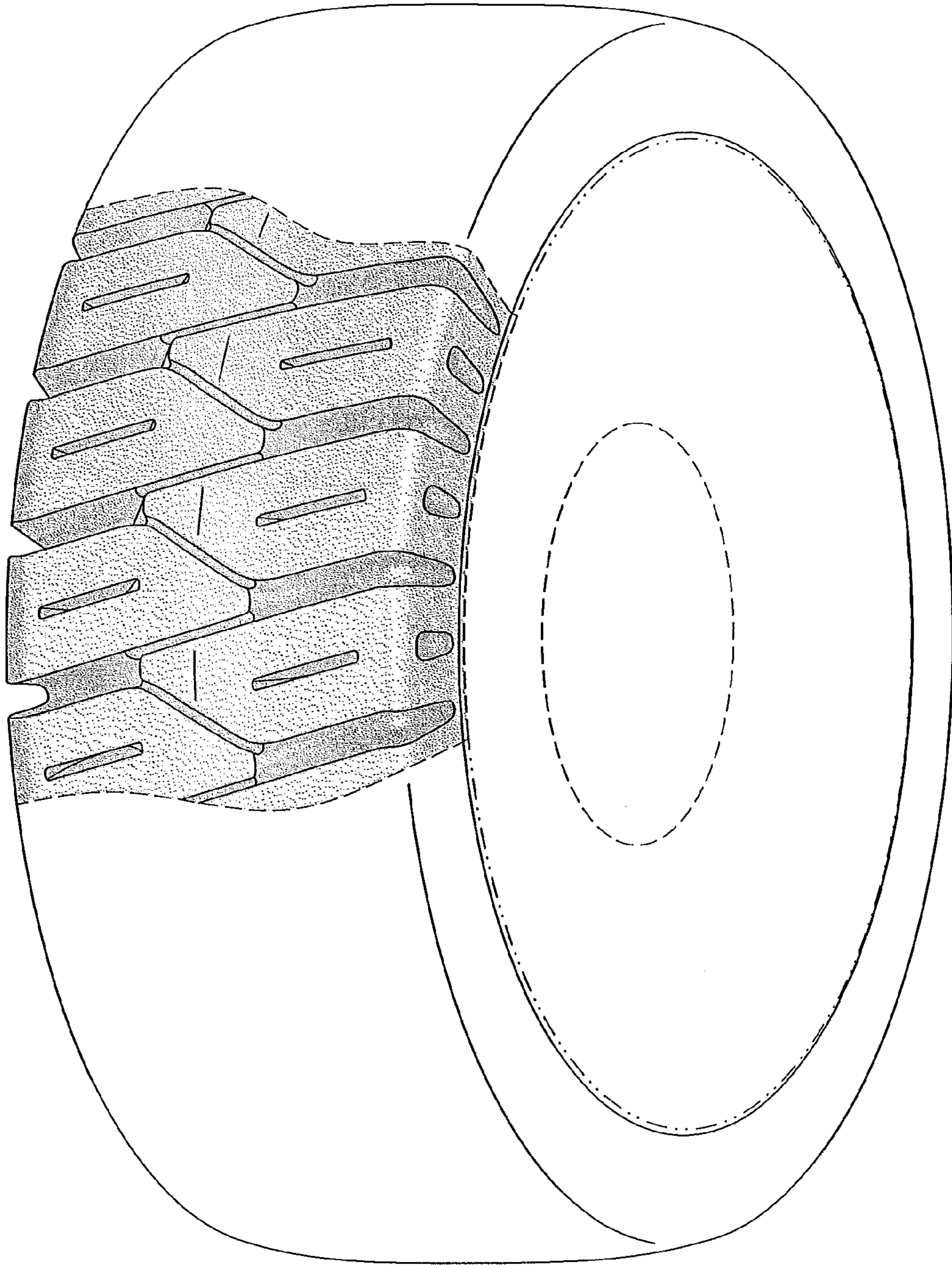
Oct. 1, 2012 (FR) ..... 12 4458

(51) **LOC (10) Cl.** ..... **12-15**

(52) **U.S. Cl.**  
USPC ..... **D12/579**

(58) **Field of Classification Search**  
CPC ..... B60C 1/00  
USPC ..... D12/568-603; 152/209.1-209.28  
See application file for complete search history.





**FIG. 1**

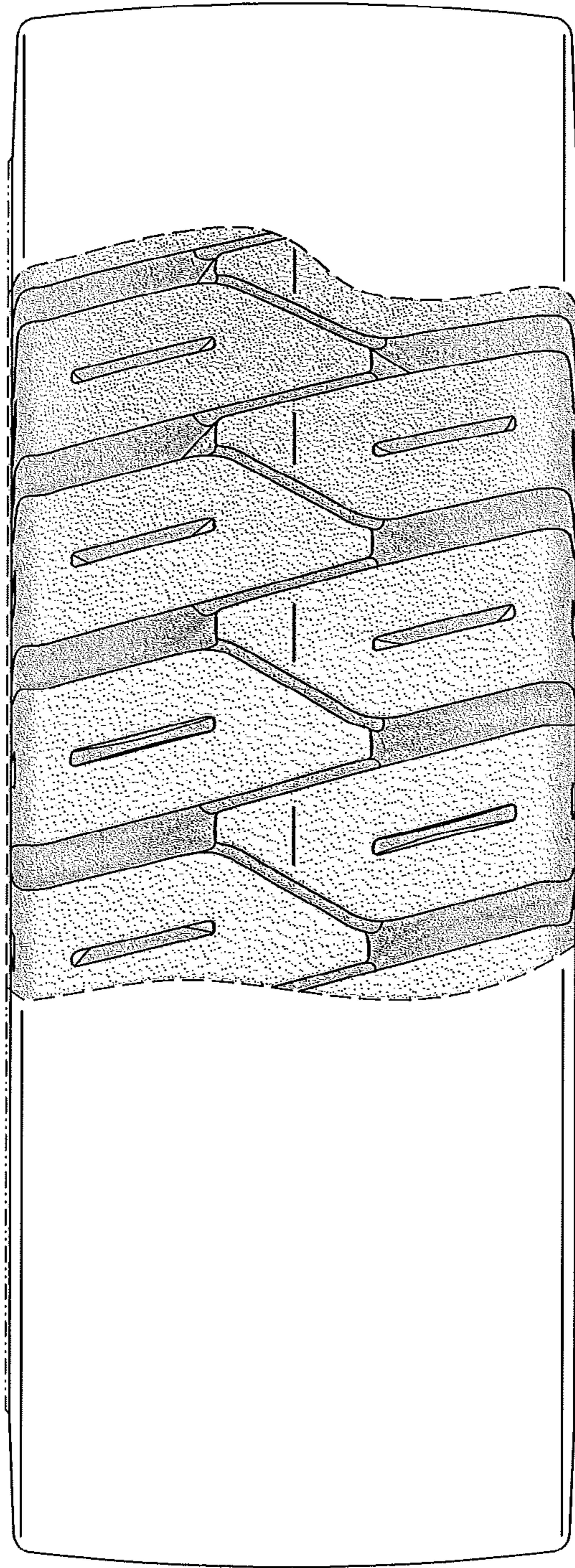
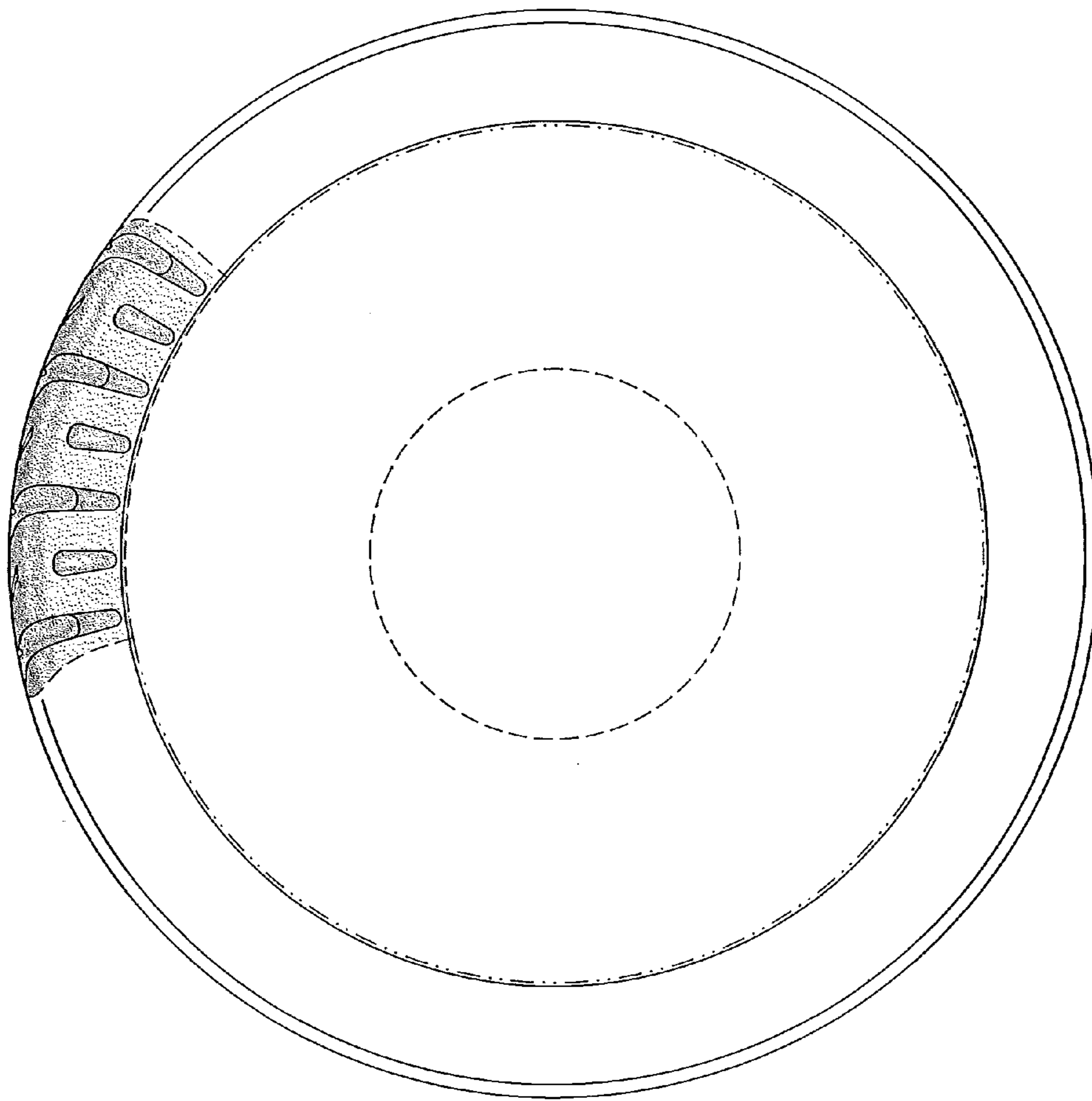


FIG. 2



**FIG. 3**