



US00D727833S

(12) **United States Design Patent**
Talios et al.

(10) **Patent No.:** **US D727,833 S**
(45) **Date of Patent:** **** Apr. 28, 2015**

(54) **ELECTRIC SCOOTER WITH FOOT BRAKE**

FOREIGN PATENT DOCUMENTS

(71) Applicant: **Dynacraft BSC, Inc.**, American Canyon, CA (US)

DE 102012107055 A1 * 5/2014 B62K 3/00
JP 2002058775 A * 2/2002 A63C 17/01

(Continued)

(72) Inventors: **Bill Talios**, Petaluma, CA (US); **David Castrucci**, Napa, CA (US); **John Bisges**, Petaluma, CA (US)

OTHER PUBLICATIONS

(73) Assignee: **Dynacraft BSC, Inc.**, American Canyon, CA (US)

“Electric Power Scooter.” Owners Manual., Nov. 8, 2012 [online], [retrieved on Aug. 10, 2014]. Retrieved from the Internet <URL: http://www.dynacraftbike.com/pdf/ELECTRIC_POWER_SCOOTER_MANUAL_12FMA.pdf>.*

(Continued)

(**) Term: **14 Years**

Primary Examiner — Philip S Hyder

(21) Appl. No.: **29/480,176**

Assistant Examiner — Darlington Ly

(22) Filed: **Jan. 23, 2014**

(74) *Attorney, Agent, or Firm* — Michael Best & Friedrich LLP

(51) **LOC (10) Cl.** **21-01**

(52) **U.S. Cl.**
USPC **D12/423**

(57) **CLAIM**

We claim the ornamental design for an electric scooter with foot brake, as shown and described.

(58) **Field of Classification Search**

DESCRIPTION

CPC B62K 3/002; B62K 15/00; B62K 21/16; B62M 1/00; B62M 1/36
USPC D21/419, 421, 423, 426–428, 435, D21/668–671, 760, 765, 771; D12/1, 8, D12/108, 111, 112, 113; 280/8, 14.21, 280/14.25, 14.26, 87.041, 87.042, 200, 214, 280/220, 221, 239, 263, 288.1, 288.2, 280/288.4, 809; 180/180, 181, 227, 228

See application file for complete search history.

FIG. 1 is a perspective view of an electric scooter with foot brake embodying the invention.

FIG. 2 is a left side elevation view of an electric scooter with foot brake shown in FIG. 1.

FIG. 3 is a right side elevation view of an electric scooter with foot brake shown in FIG. 1.

FIG. 4 is a front elevation view of an electric scooter with foot brake shown in FIG. 1.

FIG. 5 is a rear elevation view of an electric scooter with foot brake shown in FIG. 1.

FIG. 6 is a top plan view of an electric scooter with foot brake shown in FIG. 1; and,

FIG. 7 is a bottom plan view of an electric scooter with foot brake shown in FIG. 1.

The broken lines shown in the drawings illustrate portions of the electric scooter with foot brake that forms no part of the claimed design.

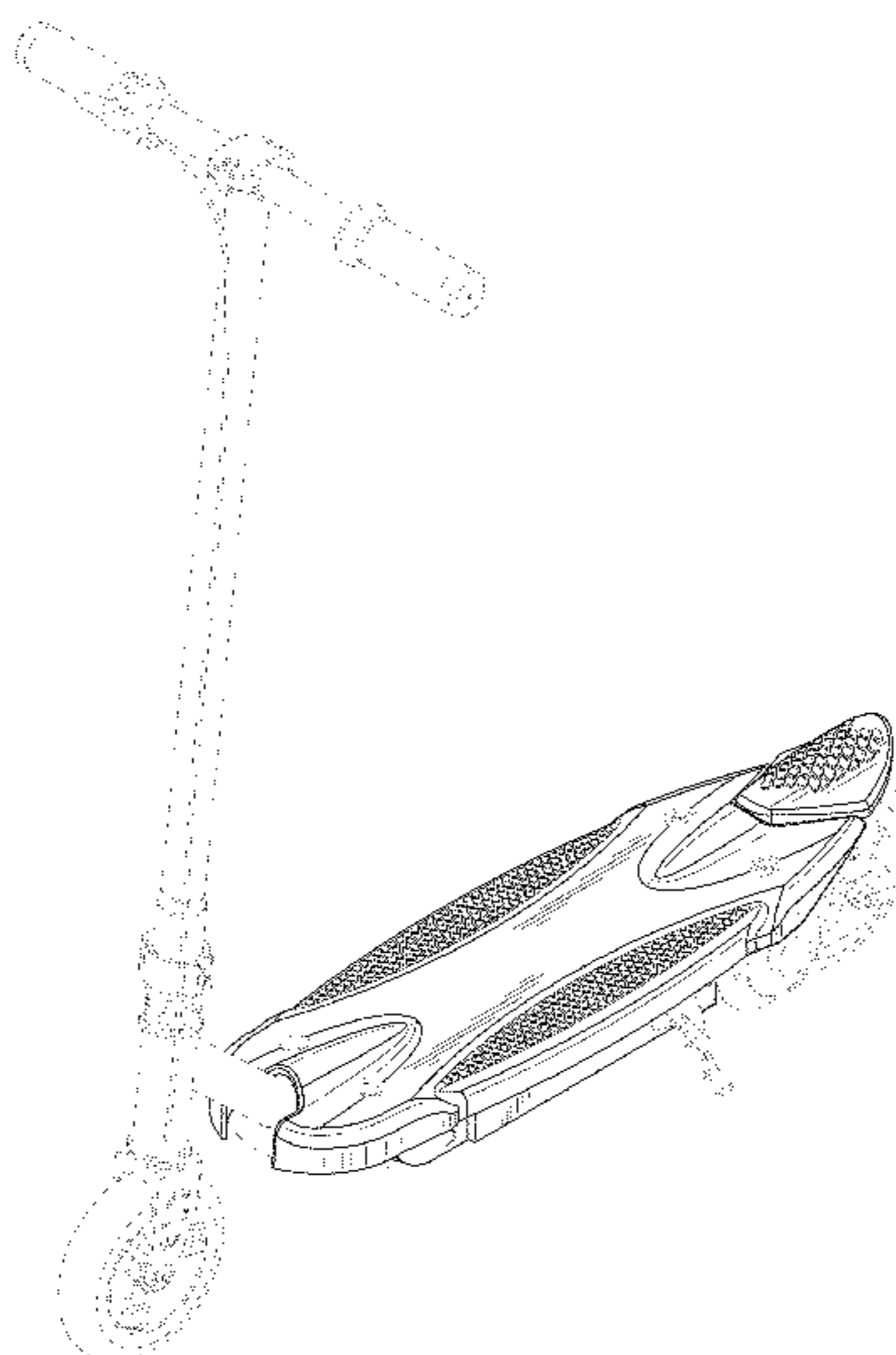
(56) **References Cited**

U.S. PATENT DOCUMENTS

2,723,131 A * 11/1955 McChesney, Jr. 280/221
4,203,610 A * 5/1980 Mihalik 280/87.041
D456,460 S * 4/2002 Tseng D21/423
D497,397 S * 10/2004 Sramek D21/423
D516,132 S * 2/2006 Sramek D21/423
7,118,502 B2 * 10/2006 Puzey 474/60

(Continued)

1 Claim, 5 Drawing Sheets



(56)

References Cited

U.S. PATENT DOCUMENTS

D672,400	S	*	12/2012	Pizzi	D21/423
D693,414	S	*	11/2013	Hadley et al.	D21/423
2002/0029919	A1	*	3/2002	Patmont et al.	180/220
2002/0088659	A1	*	7/2002	Wong	180/220
2002/0170763	A1	*	11/2002	Townsend	180/220
2013/0186702	A1	*	7/2013	Hadley et al.	180/220
2014/0196968	A1	*	7/2014	Bieler et al.	180/181

FOREIGN PATENT DOCUMENTS

JP	2011173582	A	*	9/2011	A63C 17/01
JP	2012011168	A	*	1/2012	A63C 17/01

OTHER PUBLICATIONS

“The Electric X-140.” X-Treme Scooters., Mar. 3, 2006 [online], [retrieved on Aug. 10, 2014]. Retrieved from the Internet <URL: http://www.x-tremescooters.com/electric_scooters/x140/x140.html>.*

E90 Scooter picture and specification, www.razor.com, website accessed Feb. 26, 2014 (1 page).

E90 Scooter Operator Manual, www.razor.com, website accessed Feb. 26, 2014 (11 pages).

eSpark Scooter picture and specification, www.razor.com, website accessed Feb. 26, 2014 (1 page).

eSpark Scooter Operator Manual, www.razor.com, website accessed Feb. 26, 2014 (14 pages).

* cited by examiner

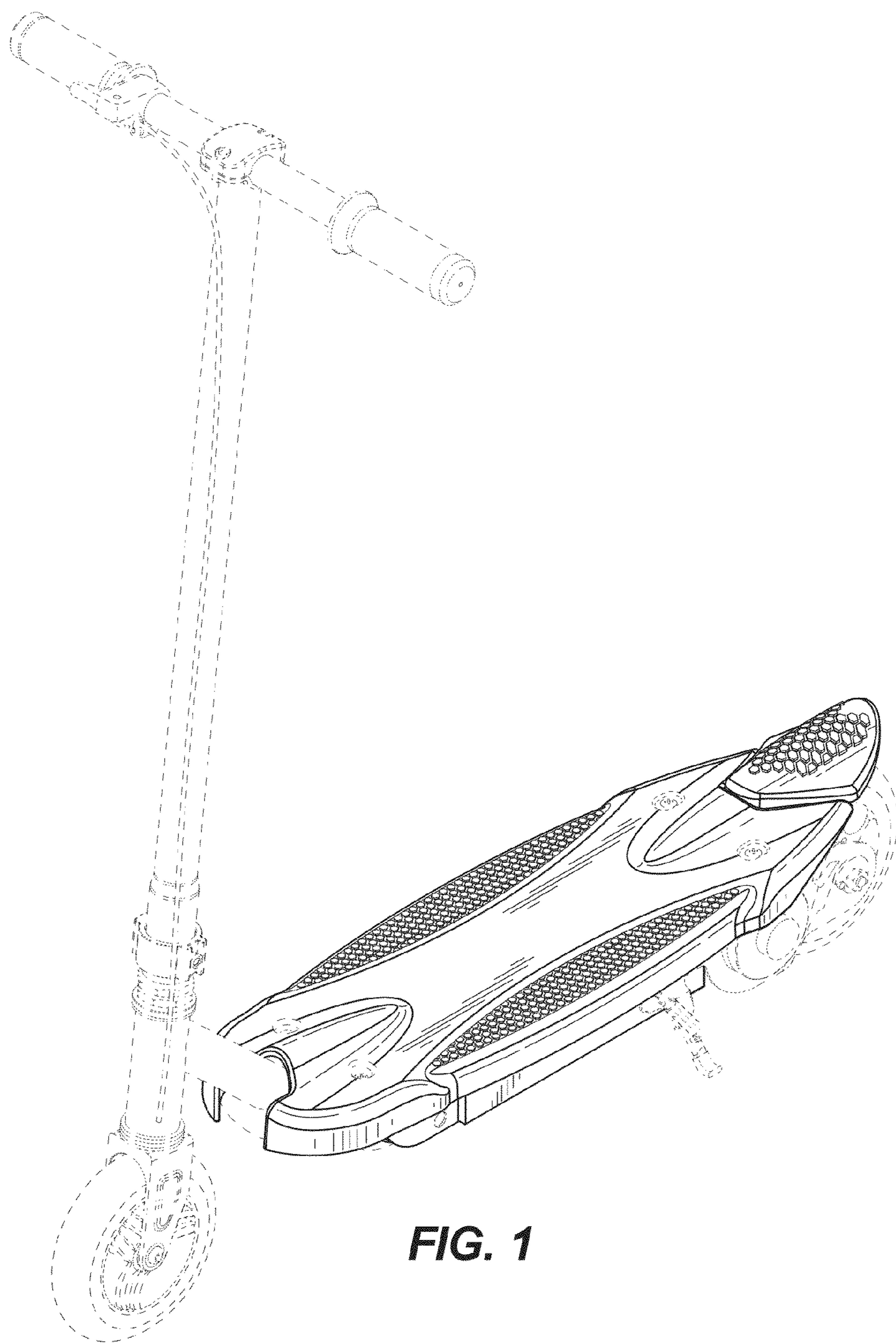


FIG. 1

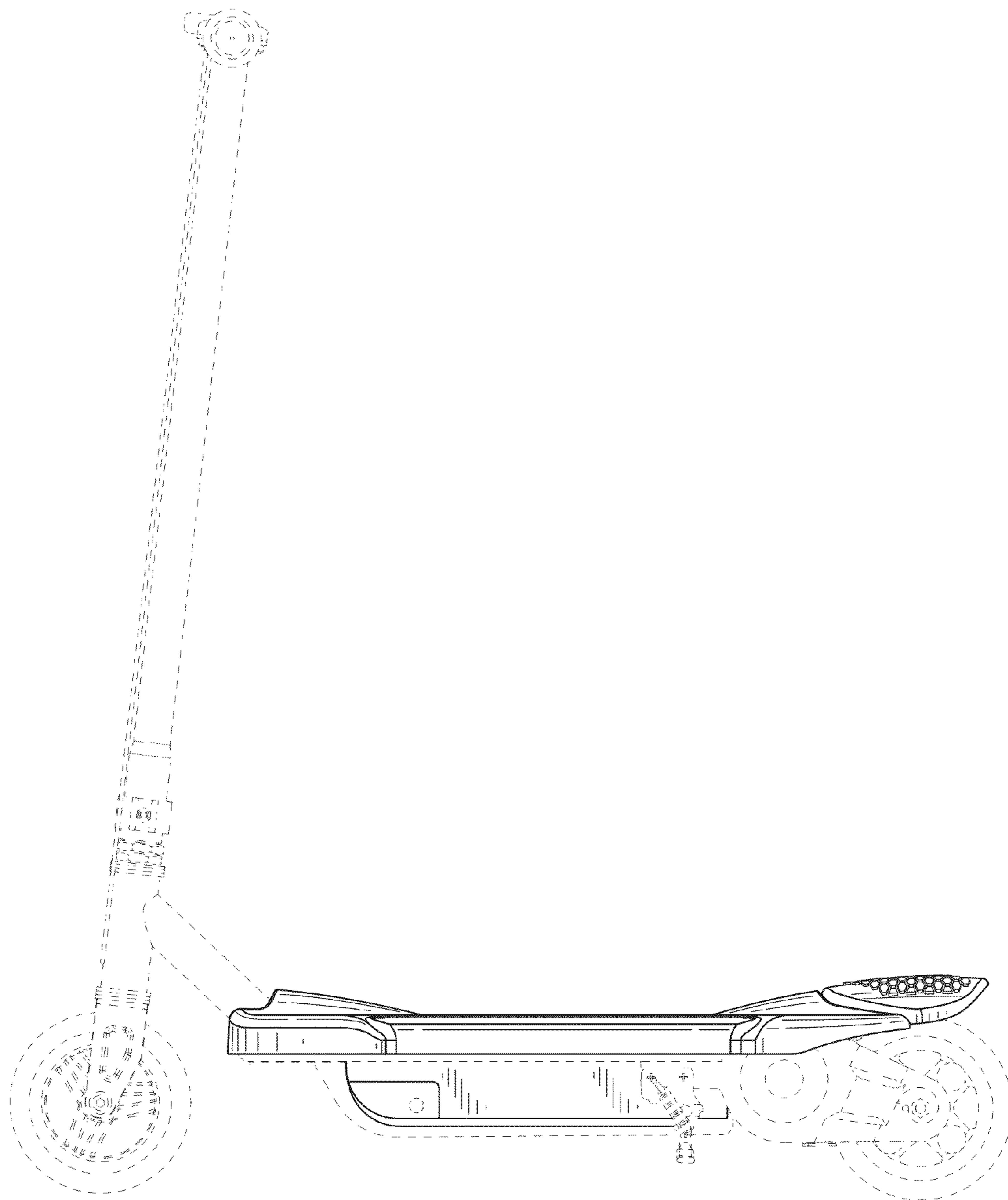


FIG. 2

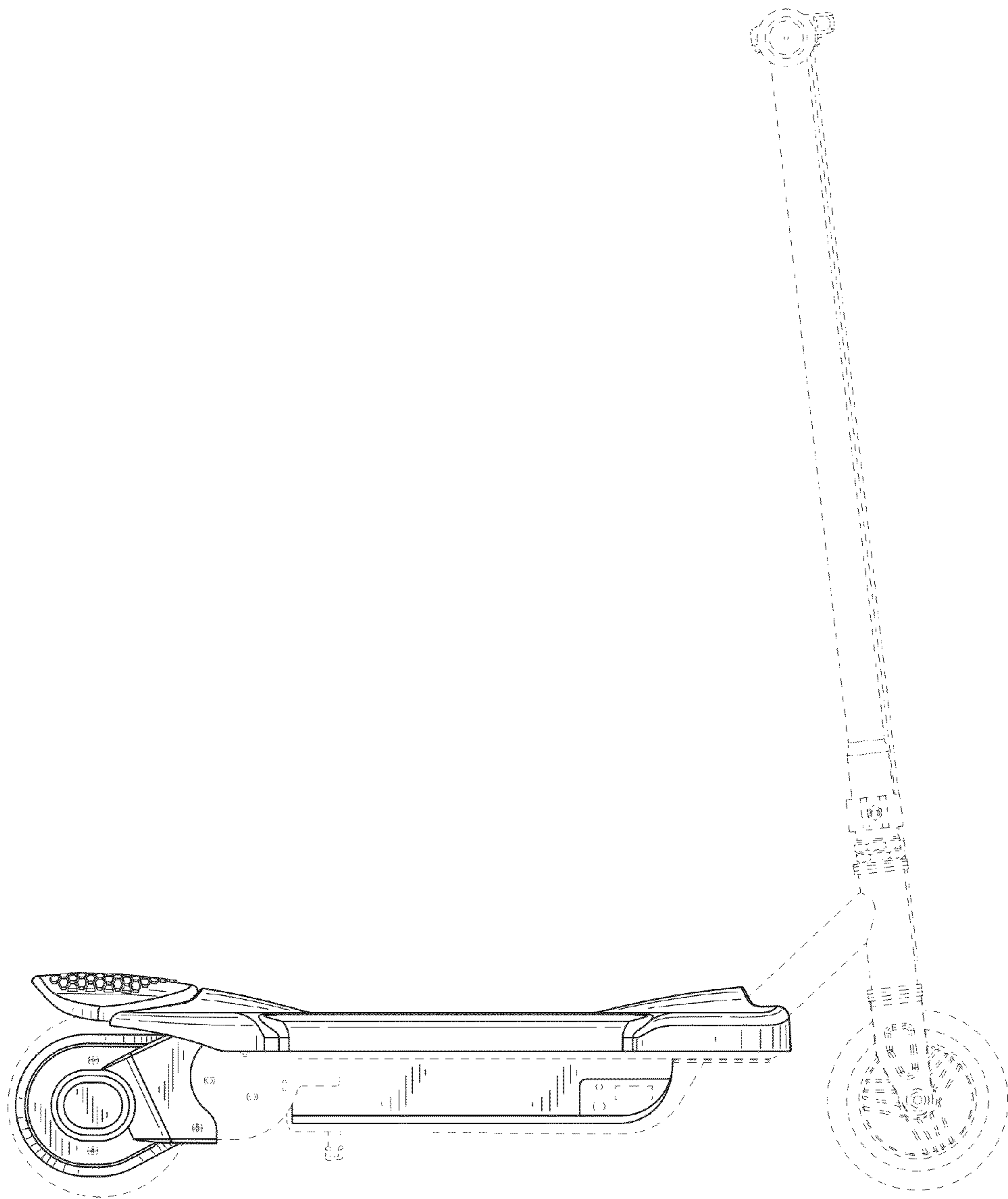


FIG. 3

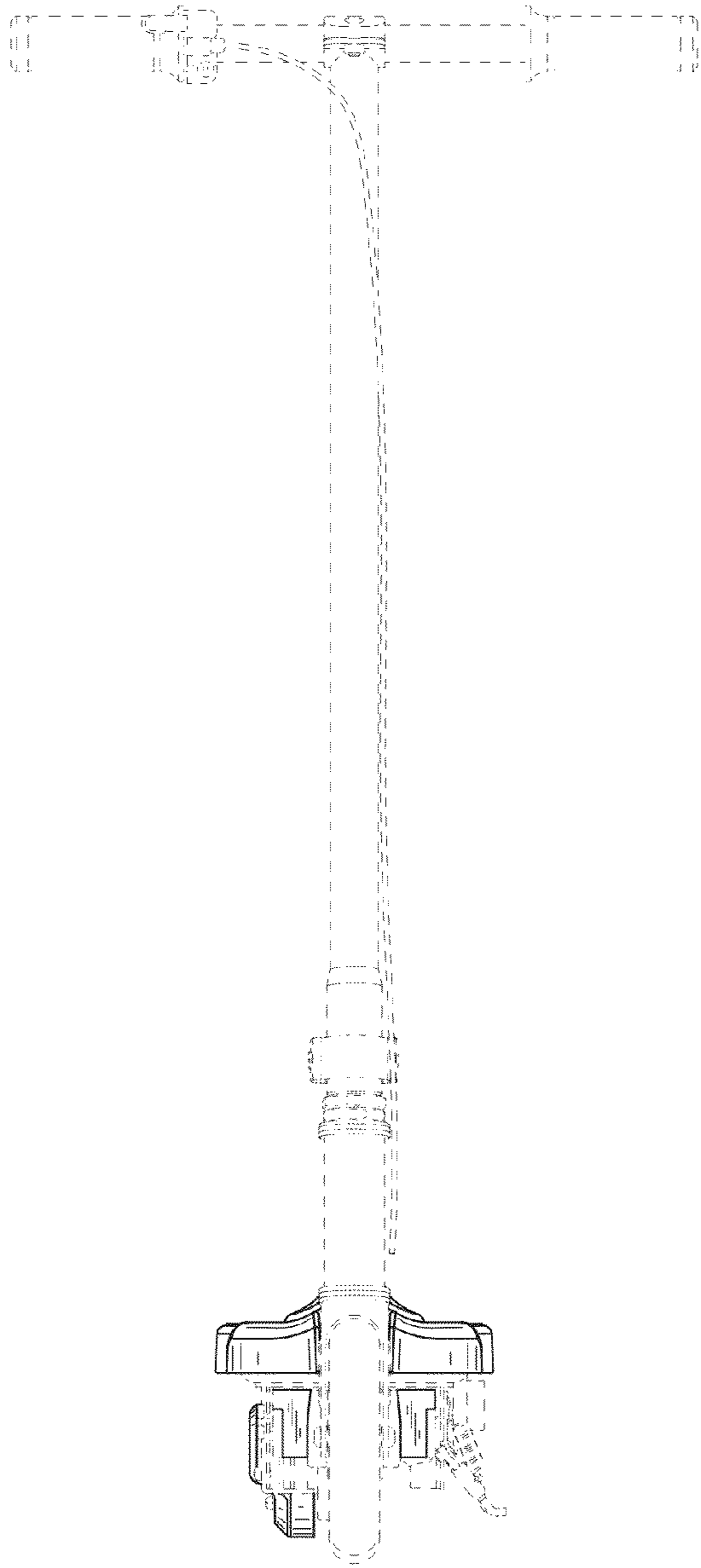


FIG. 4

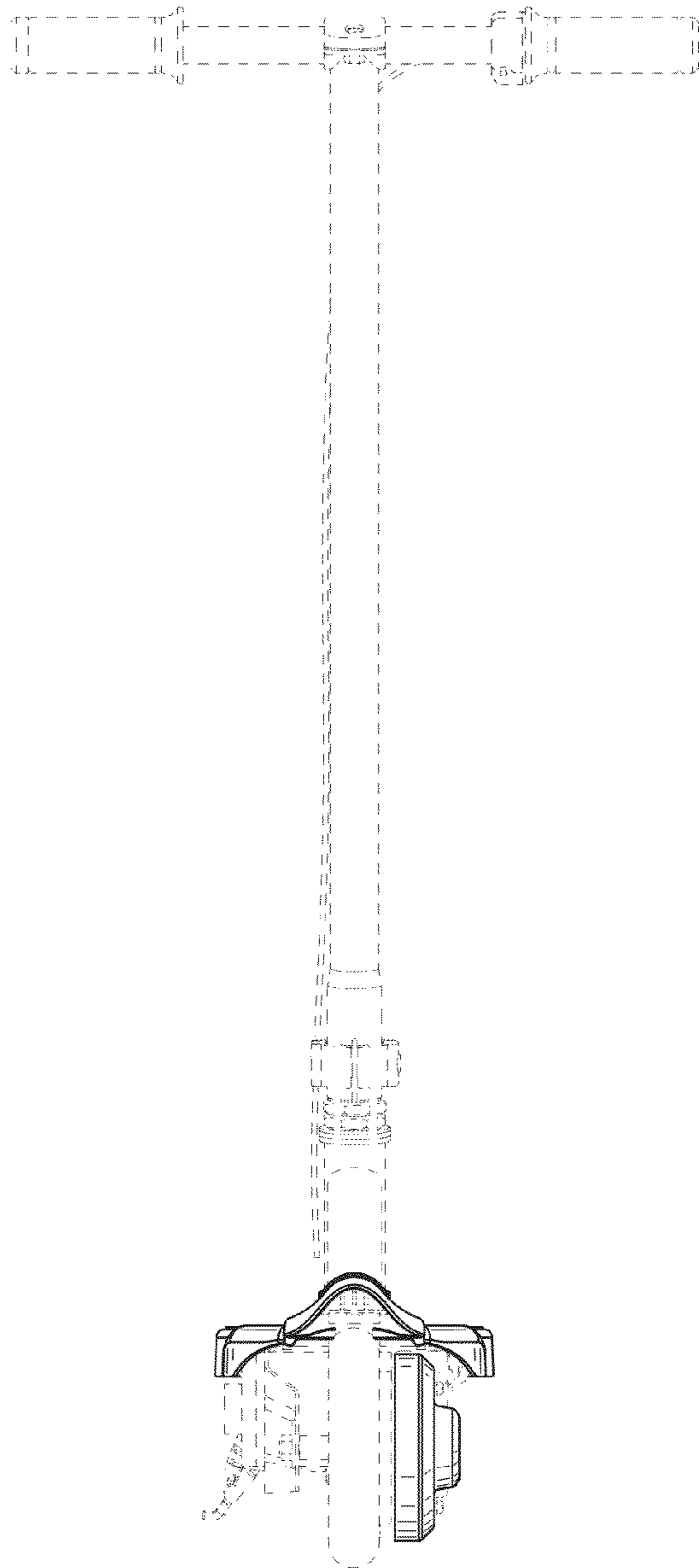


FIG. 5

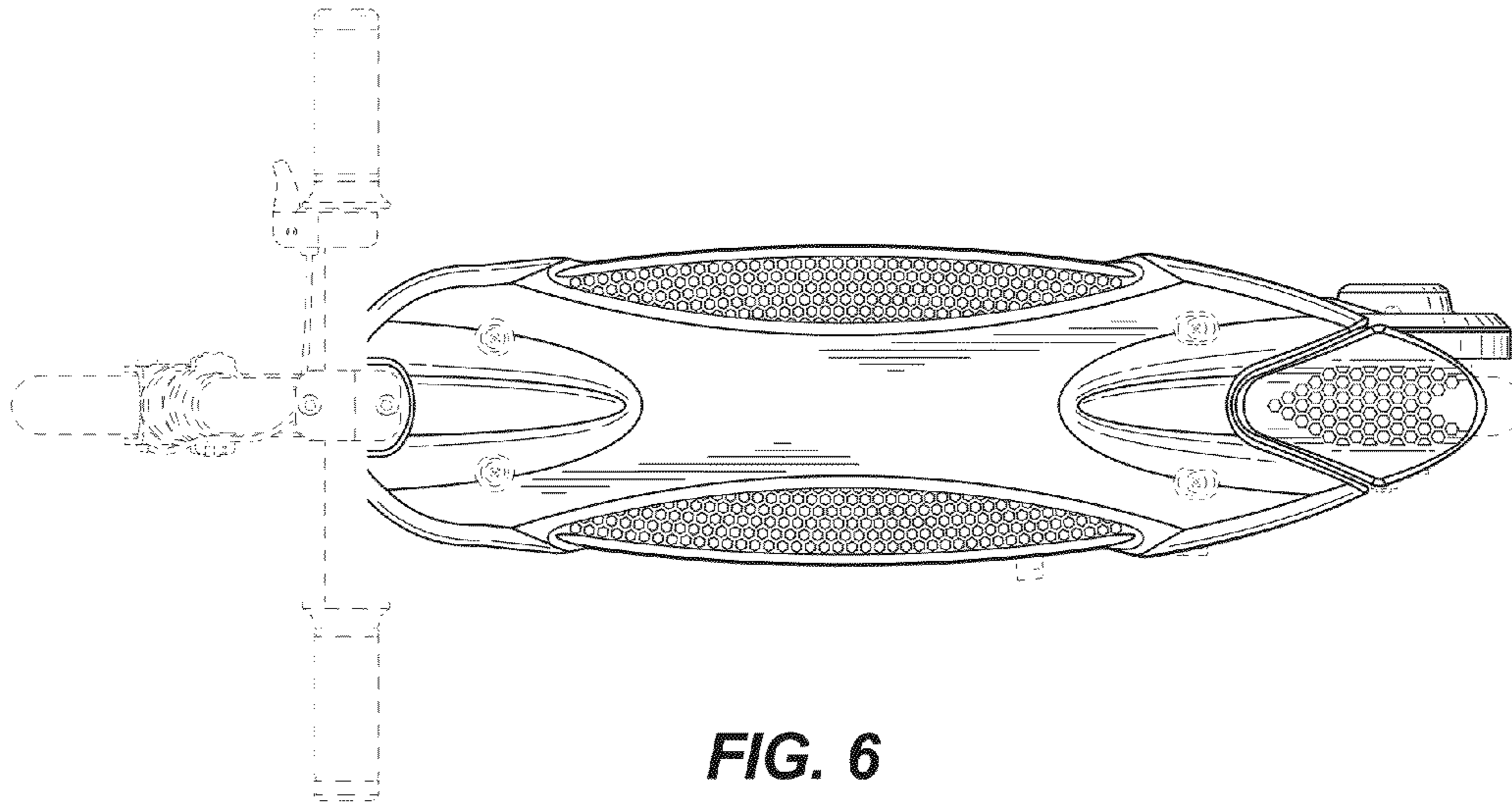


FIG. 6

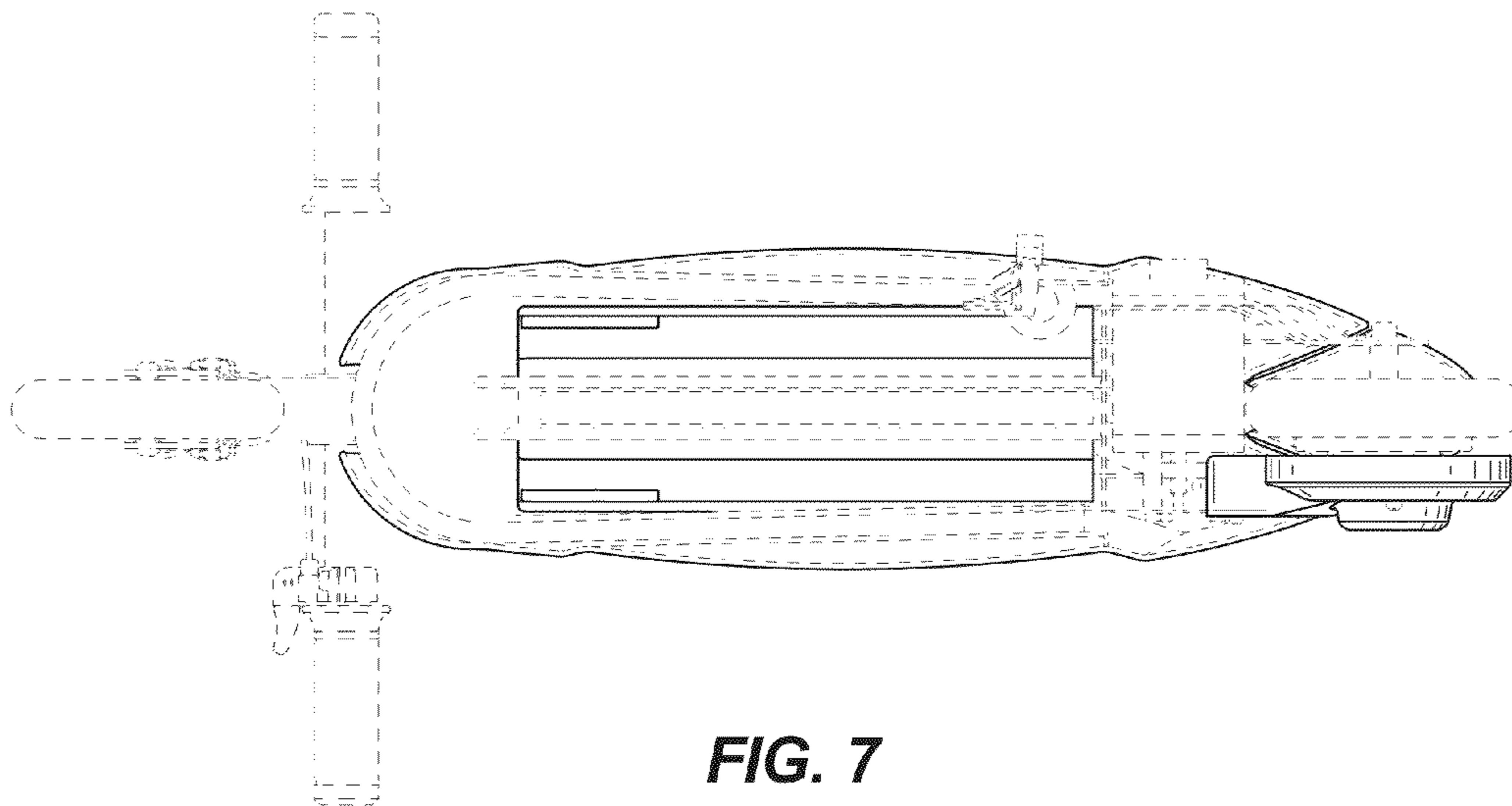


FIG. 7