



US00D727820S

(12) **United States Design Patent**
Wegener et al.

(10) **Patent No.:** **US D727,820 S**
(45) **Date of Patent:** **** Apr. 28, 2015**

(54) **VEHICLE STEP**

(71) Applicant: **Ranch Hand Truck Accessories**, Shiner, TX (US)

(72) Inventors: **Darrin Wayne Wegener**, Shiner, TX (US); **Gregory Scott Chumchal**, Shiner, TX (US)

(**) Term: **14 Years**

(21) Appl. No.: **29/489,262**

(22) Filed: **Apr. 29, 2014**

(51) **LOC (10) Cl.** **12-16**

(52) **U.S. Cl.**
USPC **D12/203**

(58) **Field of Classification Search**
CPC B60C 11/0008; B60C 11/0041; B60C 11/01; B60C 11/12; E06C 1/005; E06C 1/02; E06C 5/00; E06C 5/02; E06C 5/04
USPC D12/89, 203, 314; 182/64.1, 127; 280/5.3, 163, 164.2, 166, 169, 291; D6/567, 583, 585, 705, 705.7, 706; D25/62, 63, 68, 69, 138, 152-158
See application file for complete search history.

(56) **References Cited**

U.S. PATENT DOCUMENTS

2,991,118	A *	7/1961	Sleger	D12/203
D213,043	S *	12/1968	Creapen	D12/203
5,501,475	A *	3/1996	Bundy	280/166
D395,268	S *	6/1998	Tucker	D12/203
D440,931	S *	4/2001	Knight et al.	D12/203
D488,759	S *	4/2004	Hattori et al.	D12/203

D549,145	S *	8/2007	Kieffer et al.	D12/203
D549,146	S *	8/2007	Kieffer et al.	D12/203
7,377,564	B1 *	5/2008	Baffy et al.	293/117
D594,564	S *	6/2009	Disch et al.	D25/69
D668,689	S *	10/2012	Bang	D12/203
2011/0266766	A1 *	11/2011	Huang-Tsai	280/169

* cited by examiner

Primary Examiner — Jeffrey D Asch

Assistant Examiner — Natasha Vujcic

(57) **CLAIM**

The ornamental design for a vehicle step, as shown and described.

DESCRIPTION

FIG. 1 is a perspective view of a vehicle step illustrating the design.

FIG. 2 is a side view of the vehicle step of FIG. 1.

FIG. 3 is an opposite side view of the vehicle step of FIG. 1.

FIG. 4 is a front view of the vehicle step of FIG. 1.

FIG. 5 is a rear view of the vehicle step of FIG. 1.

FIG. 6 is a top view the vehicle step of FIG. 1.

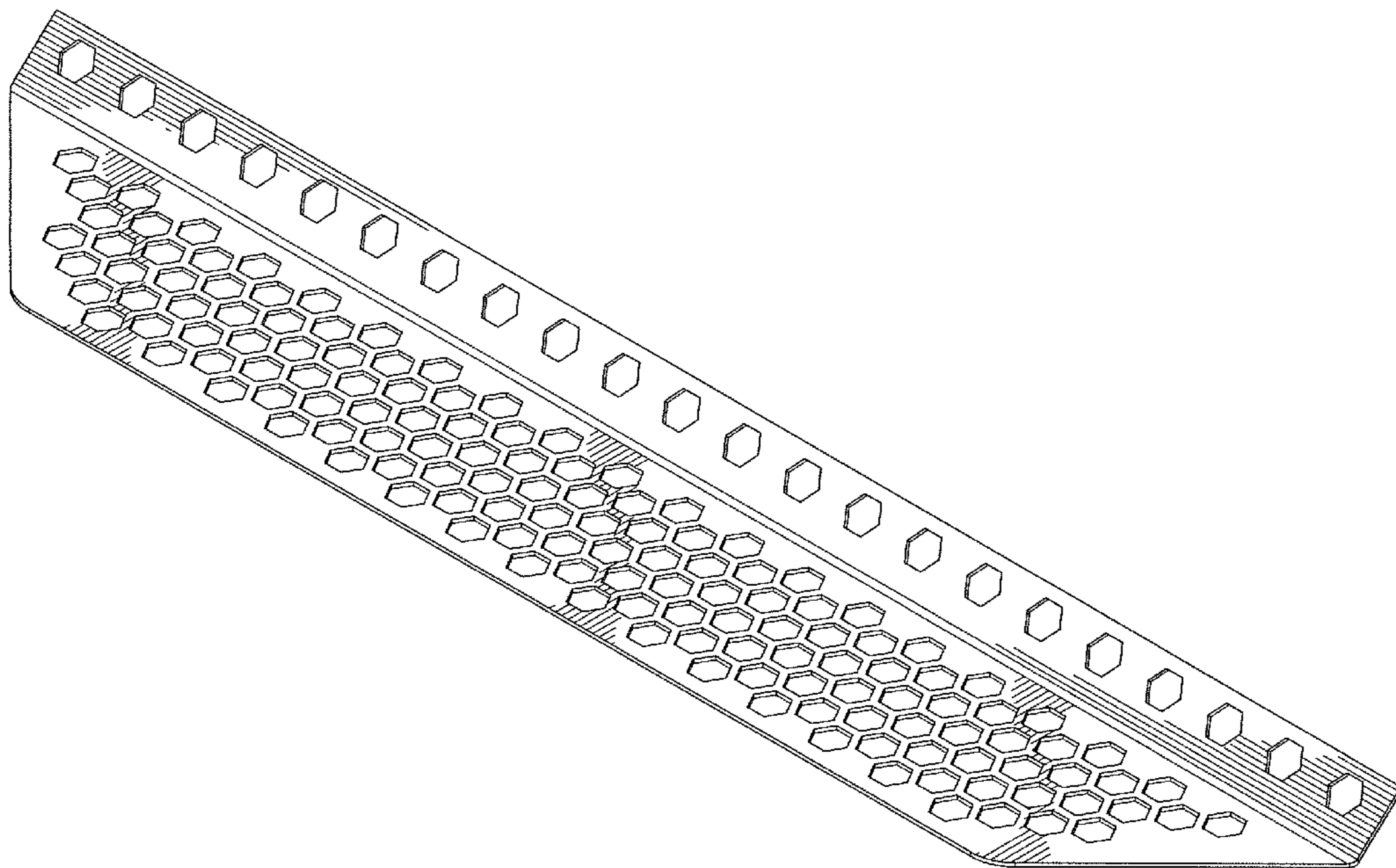
FIG. 7 is bottom view of the vehicle step of FIG. 1.

FIG. 8 is a perspective view of a vehicle step similar to that in FIG. 1 in use on a pick-up truck; and,

FIG. 9 is a perspective view of a second embodiment of a vehicle step. Except for the break lines, the second embodiment is the same in appearance as the first embodiment.

The broken lines in FIG. 8, which show a vehicle, represent the environment for use. The broken lines form no part of the claimed design. The break lines in FIG. 9 indicate that the appearance of any portion of the vehicle step between the break lines forms no part of the claimed design.

1 Claim, 5 Drawing Sheets



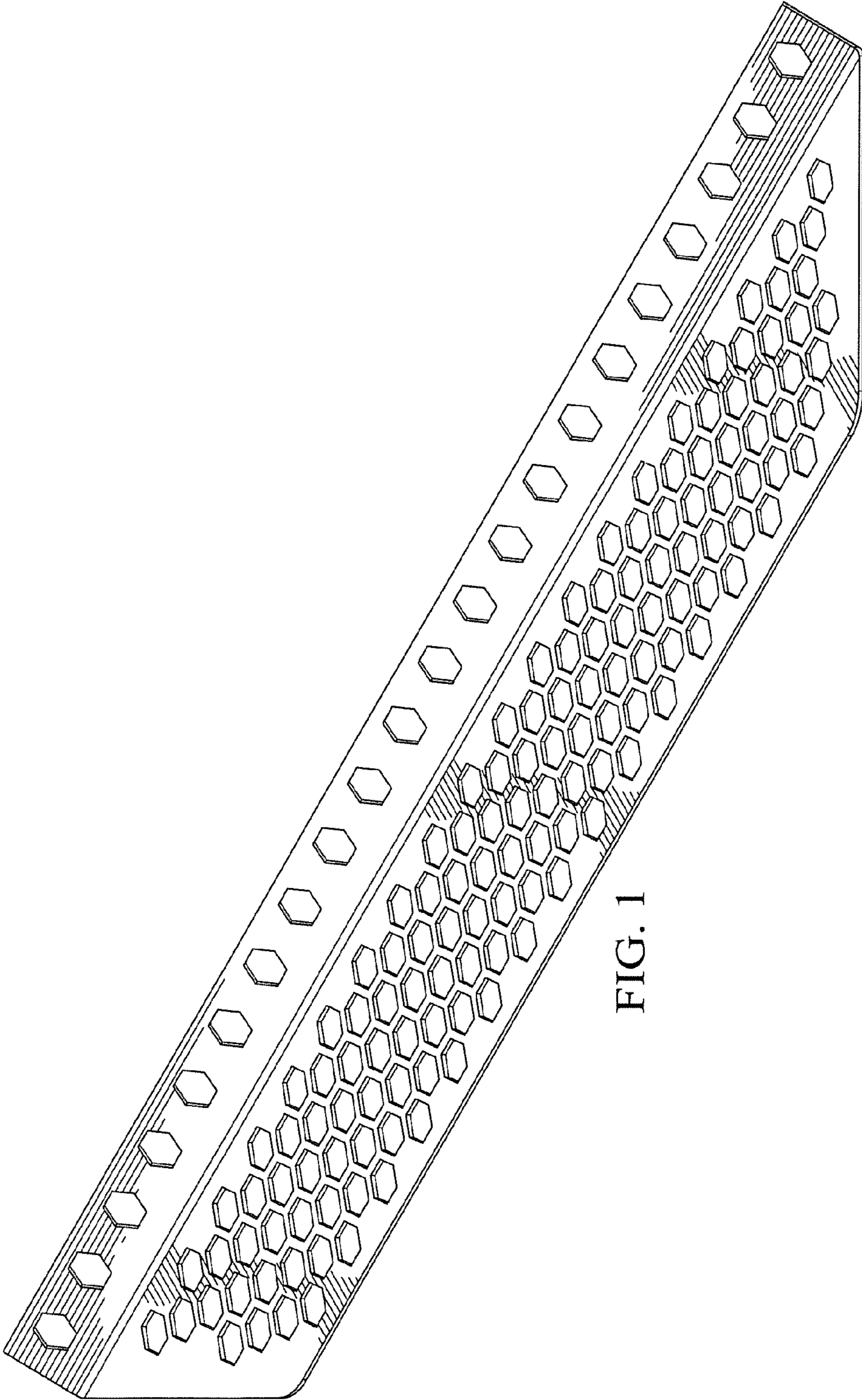


FIG. 1



FIG. 2



FIG. 3

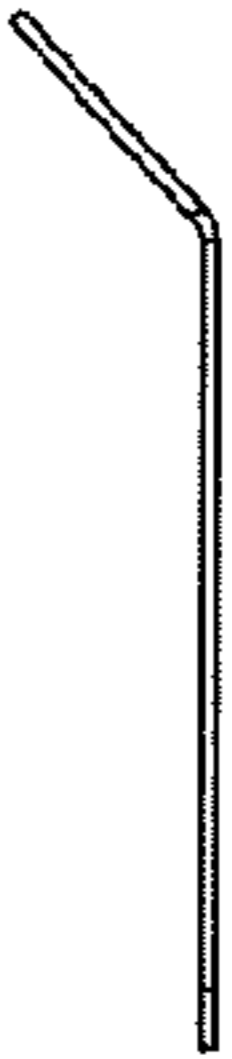


FIG. 4



FIG. 5

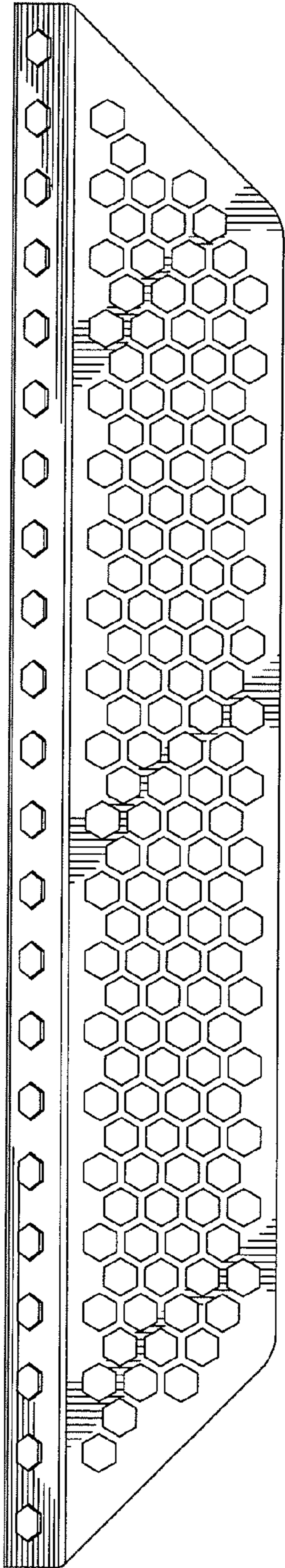


FIG. 6

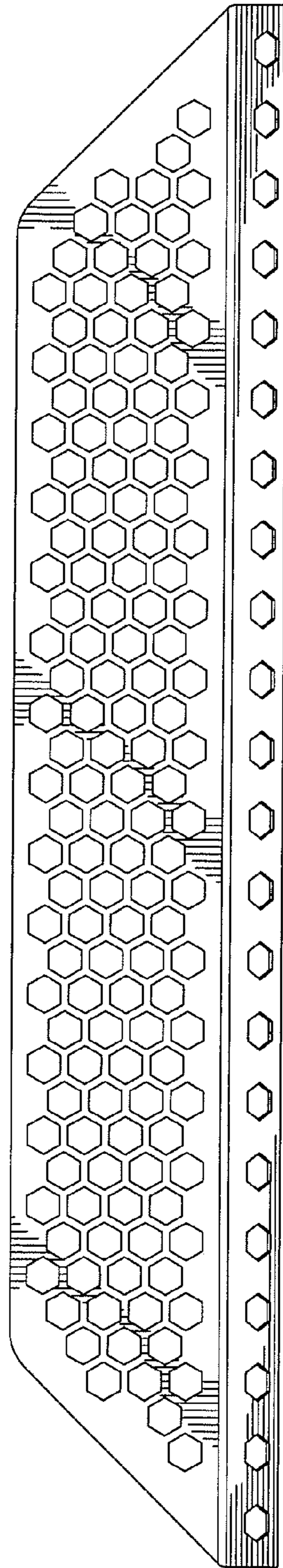


FIG. 7

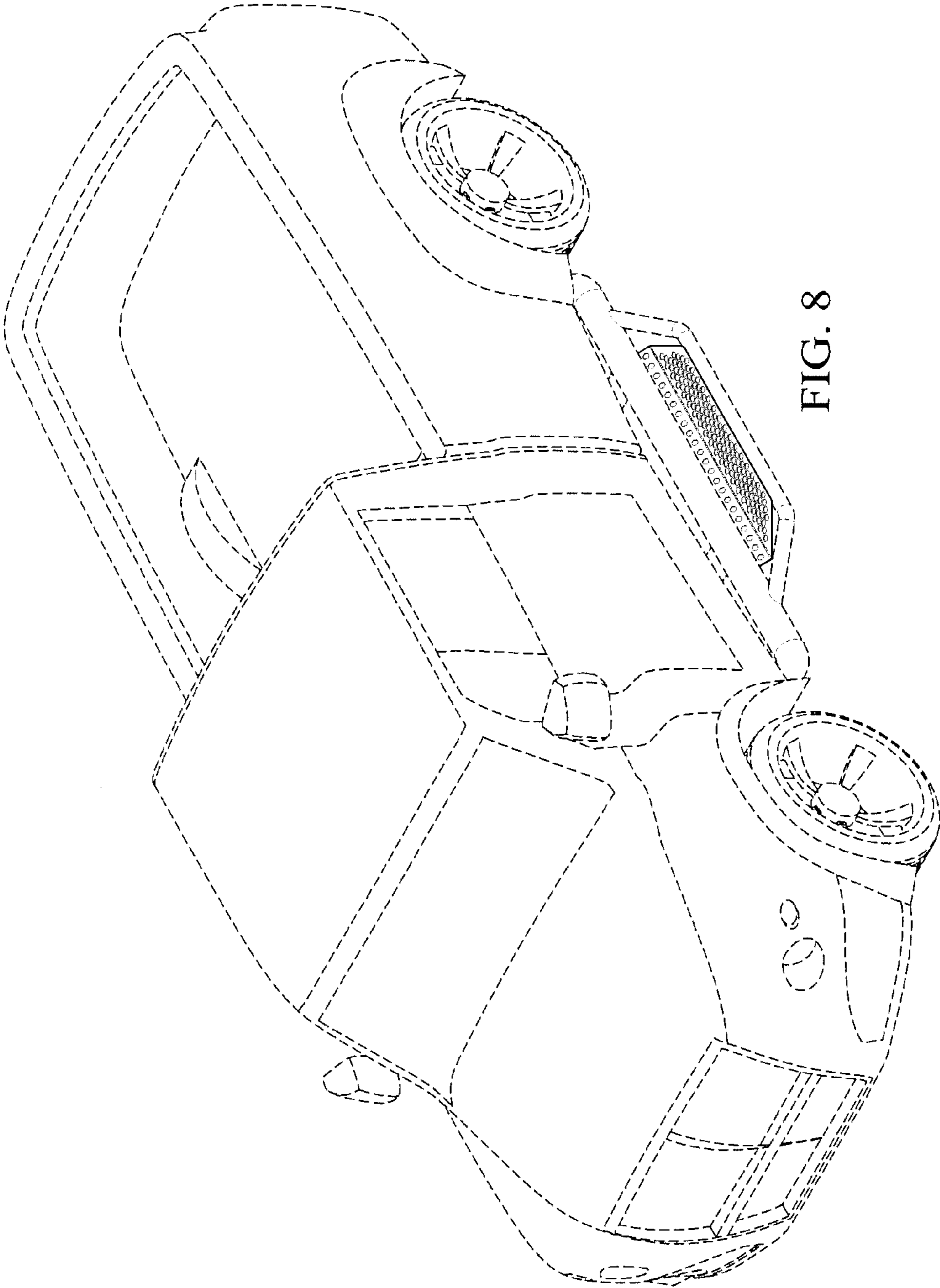


FIG. 8

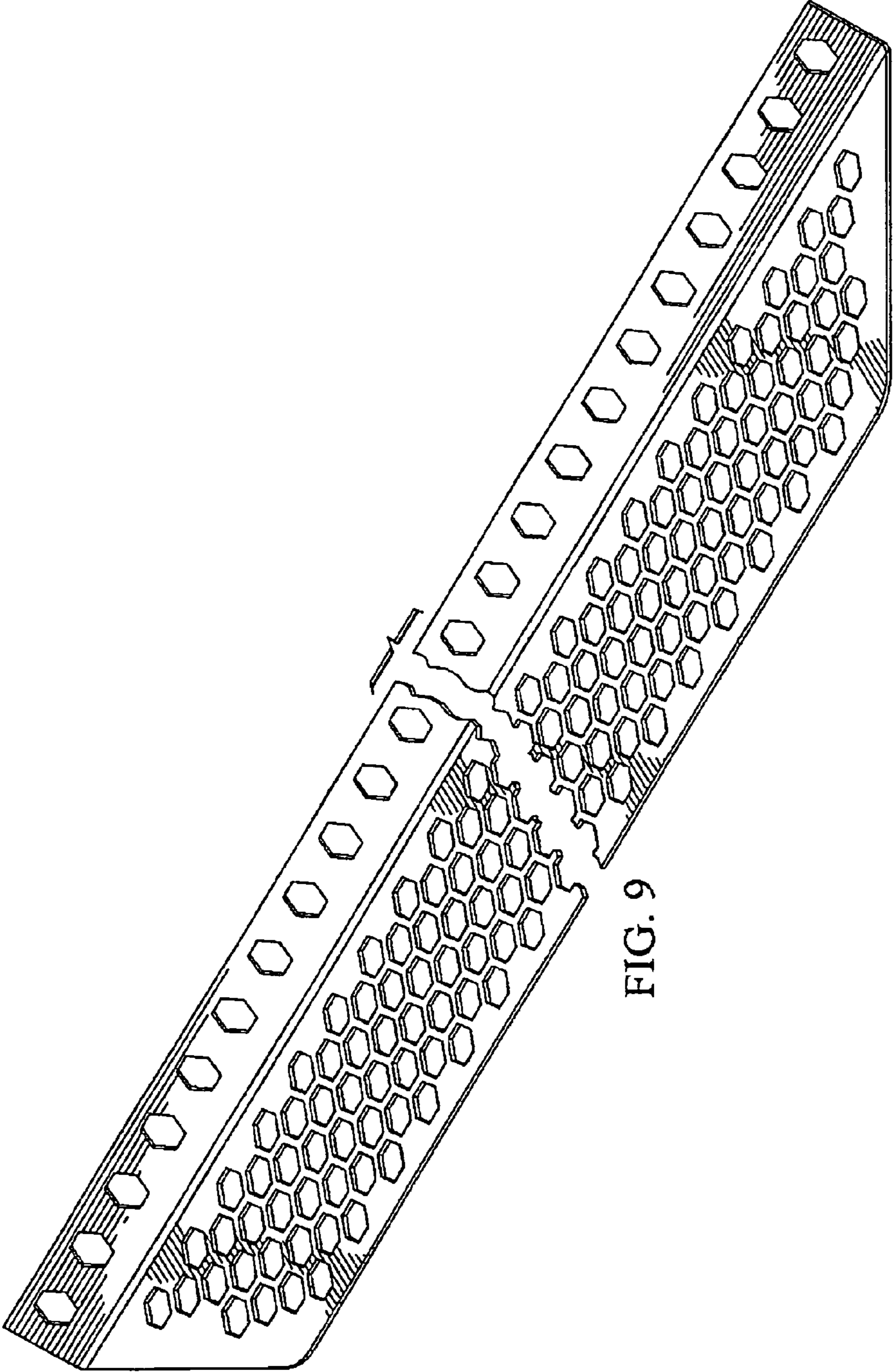


FIG. 9