



US00D727806S

(12) **United States Design Patent**  
**Grake et al.**

(10) **Patent No.:** **US D727,806 S**

(45) **Date of Patent:** **\*\* Apr. 28, 2015**

(54) **VEHICLE FRONT LOWER BUMPER COVER**

(56) **References Cited**

(71) Applicant: **Ford Motor Company**, Dearborn, MI  
(US)

U.S. PATENT DOCUMENTS

(72) Inventors: **James E. Grake**, Beverly Hills, MI  
(US); **George Bucher**, Dearborn, MI  
(US); **Michael Smith**, Plymouth, MI  
(US); **Joel Piaskowski**, West Bloomfield,  
MI (US)

D534,104 S *	12/2006	Miyata et al. ....	D12/163
D534,106 S *	12/2006	Matei .....	D12/169
D535,594 S *	1/2007	Schiavone et al. ....	D12/169
D538,208 S *	3/2007	Golden et al. ....	D12/169
D541,712 S *	5/2007	Golden et al. ....	D12/169
D548,146 S *	8/2007	Schiavone et al. ....	D12/169
D560,144 S *	1/2008	Tant et al. ....	D12/169
D561,072 S *	2/2008	Golden et al. ....	D12/169
D563,843 S *	3/2008	Kido et al. ....	D12/169
D570,751 S *	6/2008	Choi .....	D12/169
D573,068 S *	7/2008	Gresens et al. ....	D12/169
D711,295 S *	8/2014	Mackay .....	D12/169

(73) Assignee: **Ford Motor Company**, Dearborn, MI  
(US)

\* cited by examiner

(\*\*) Term: **14 Years**

*Primary Examiner* — Melody N Brown

(21) Appl. No.: **29/482,373**

(74) *Attorney, Agent, or Firm* — Damian Porcari

(22) Filed: **Feb. 18, 2014**

(51) **LOC (10) Cl.** ..... **12-16**

(52) **U.S. Cl.**  
USPC ..... **D12/169**

(58) **Field of Classification Search**  
CPC . B60R 19/52; B60R 2019/25; B62D 25/0845  
USPC ..... D12/169, 216, 90-92, 86, 171, 196,  
D12/163; 293/102, 113, 115, 117, 120;  
296/180.1, 180.2

See application file for complete search history.


(57) **CLAIM**

The ornamental design for a vehicle front lower bumper cover, as shown and described.

**DESCRIPTION**

FIG. 1 is a perspective view of a vehicle front lower bumper cover;  
FIG. 2 is another perspective view thereof;  
FIG. 3 is a front elevational view thereof;  
FIG. 4 is a left side elevational view thereof;  
FIG. 5 is a right side elevational view thereof;  
FIG. 6 is a top plan view thereof; and,  
FIG. 7 is a bottom plan view thereof.

**1 Claim, 7 Drawing Sheets**








Figure 1



Figure 2





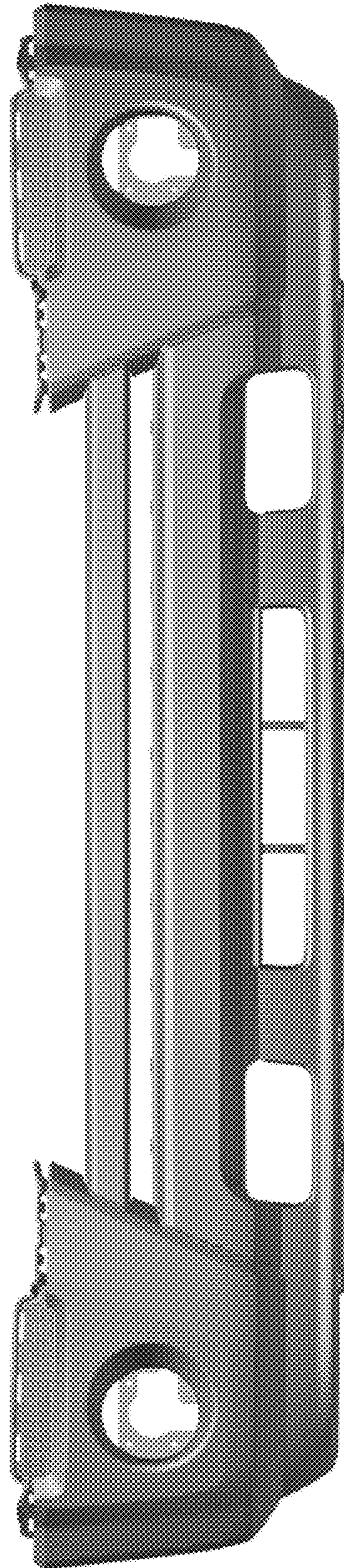


Figure 3




Figure 4






Figure 5

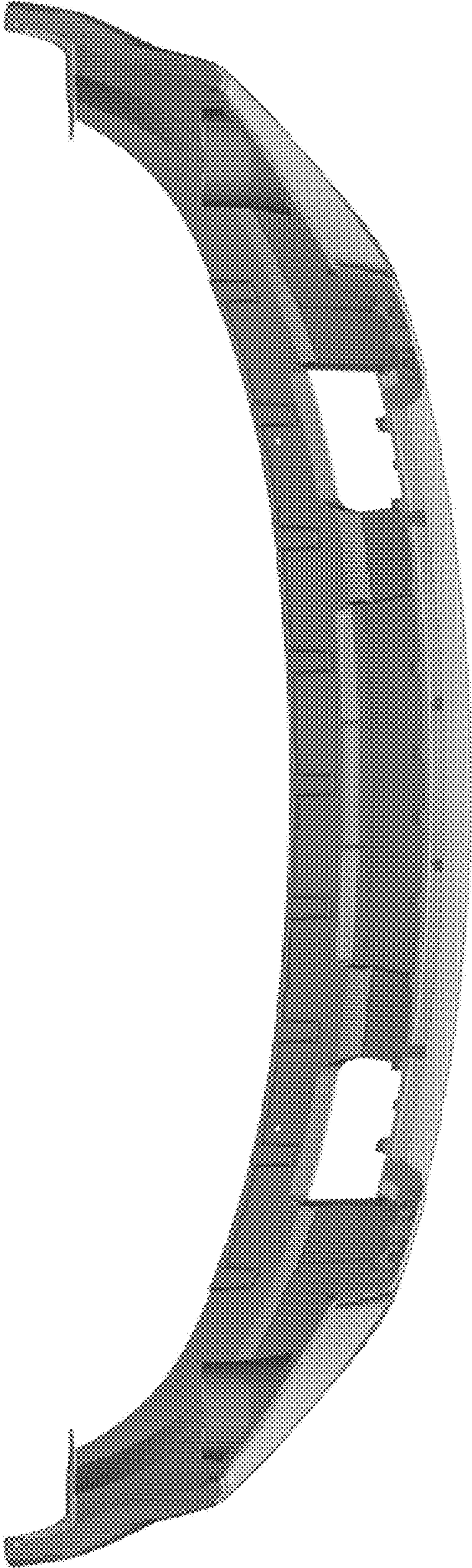


Figure 6

Figure 7

