



US00D727793S

(12) **United States Design Patent**
Schier

(10) **Patent No.:** **US D727,793 S**
(45) **Date of Patent:** **** Apr. 28, 2015**

(54) **SET OF ERGONOMIC ADJUSTERS**

(71) Applicant: **Prym Intimates Group Ltd.**, Kowloon (HK)

(72) Inventor: **Simon Leif Schier**, Joessnitz OT Plauen (DE)

(73) Assignee: **Prym Intimates Group Ltd.**, Kowloon (HK)

(**) Term: **14 Years**

(21) Appl. No.: **29/462,401**

(22) Filed: **Aug. 2, 2013**

Related U.S. Application Data

(63) Continuation of application No. 29/461,453, filed on Jul. 23, 2013.

Foreign Application Priority Data

Mar. 19, 2013 (EM) 002204800

(51) **LOC (10) Cl.** **02-07**

(52) **U.S. Cl.**
USPC **D11/200**

(58) **Field of Classification Search**
CPC A44B 11/00; A44B 11/02
USPC D11/1, 2, 200-219, 222-237, 78.1;
24/163 R, 169-171, 173, 177-179, 191,
24/194-195, 197, 200, 614-616, 625;
450/86; D8/396
See application file for complete search history.

(56) **References Cited**

U.S. PATENT DOCUMENTS

192,477 A 6/1877 Wright
1,147,955 A 7/1915 Langhammer
1,209,998 A * 12/1916 Low 40/27.5

1,781,673 A 11/1930 Wolf
1,934,951 A 11/1933 Schaefer
2,258,957 A 10/1941 Orenbach
D133,265 S 8/1942 Kasen
2,475,634 A 7/1949 Neumann
2,987,214 A * 6/1961 Radack 220/242
3,109,051 A * 10/1963 Vogel 174/87
3,170,210 A 2/1965 Frew
D267,909 S 2/1983 Fildan
4,922,147 A * 5/1990 Sismour et al. 310/61

(Continued)

FOREIGN PATENT DOCUMENTS

DE 402010004912-0001 2/2011
DE 402010004912-0002 2/2011

(Continued)

Primary Examiner — Ralf Seifert

(74) *Attorney, Agent, or Firm* — Oppedahl Patent Law Firm LLC

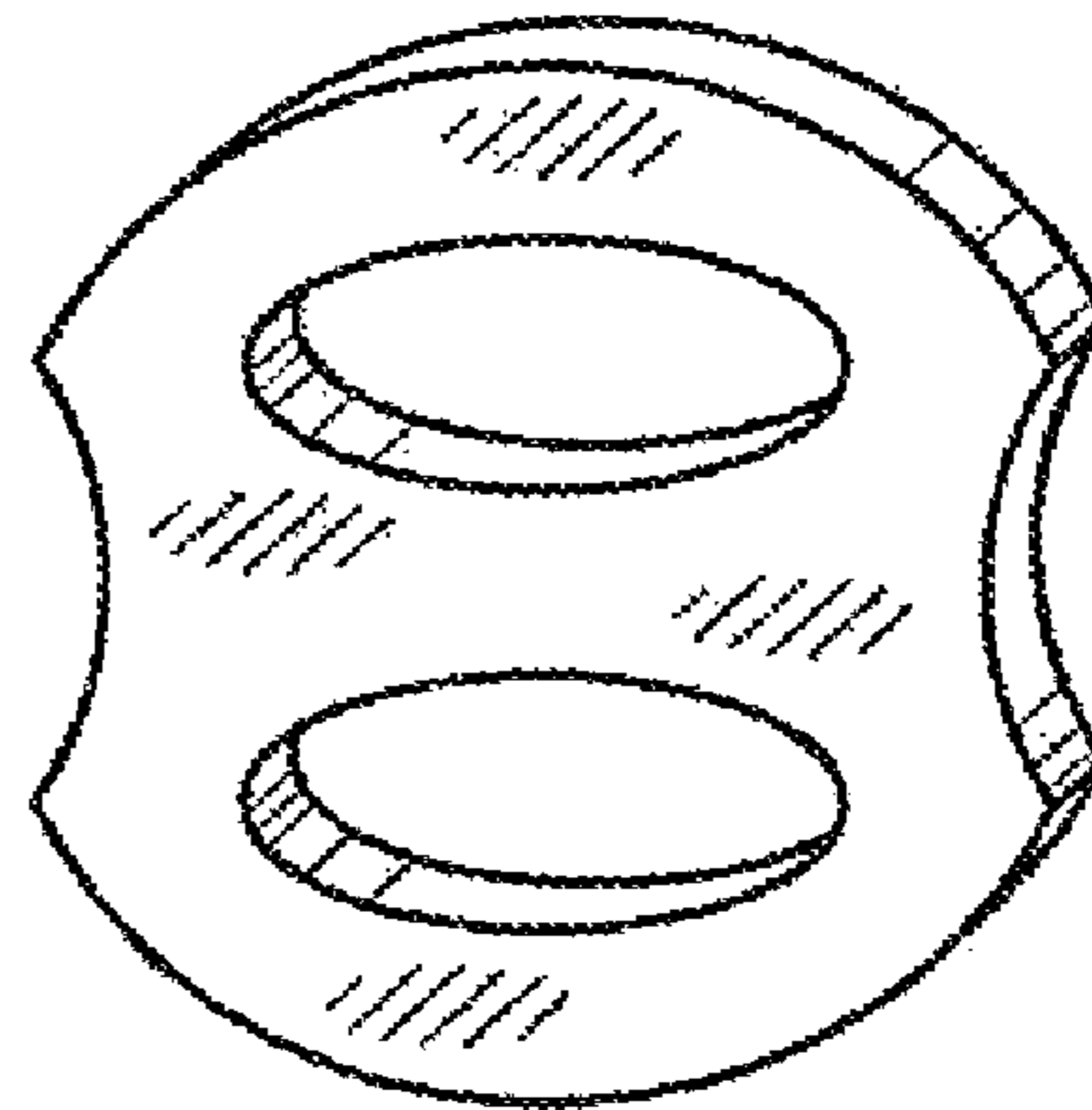
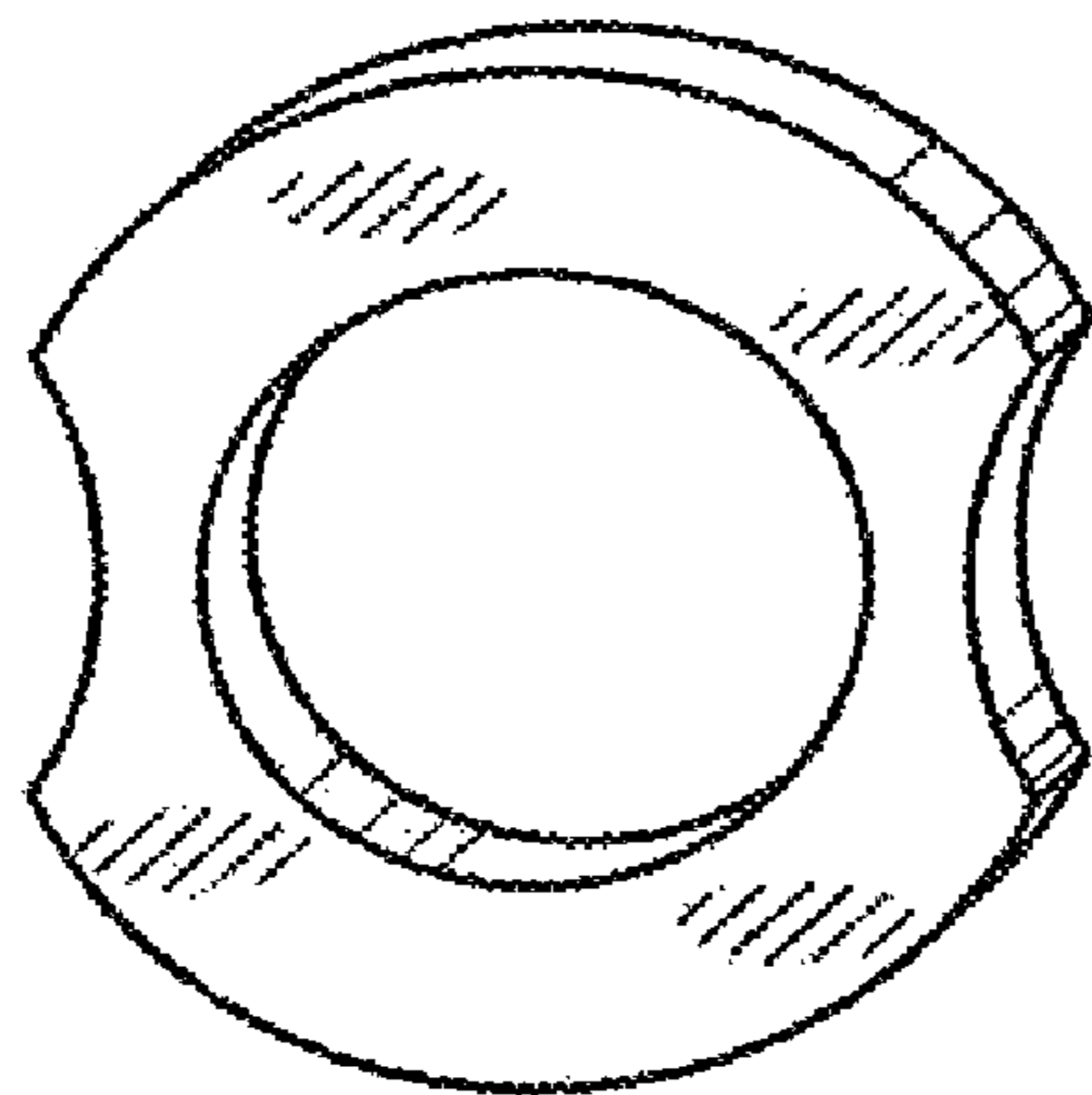
(57) **CLAIM**

The ornamental design for a set of ergonomic adjusters, as shown and described.

DESCRIPTION

FIGS. 1 and 8, taken together, are a front perspective view of my new design for a set of ergonomic adjusters.
FIGS. 2 and 9, taken together, are a front side elevation view of FIGS. 1 and 8.
FIGS. 3 and 10, taken together, are a left side elevation view of FIGS. 1 and 8.
FIGS. 4 and 11, taken together, are a back side elevation view of FIGS. 1 and 8.
FIGS. 5 and 12, taken together, are a right side elevation view of FIGS. 1 and 8.
FIGS. 6 and 13, taken together, are a top side plan view of FIGS. 1 and 8; and,
FIGS. 7 and 14, taken together, are a bottom side plan view of FIGS. 1 and 8.

1 Claim, 2 Drawing Sheets



(56)

References Cited

FOREIGN PATENT DOCUMENTS

U.S. PATENT DOCUMENTS

5,205,021 A 4/1993 Durand
 5,354,628 A * 10/1994 Watanabe et al. 429/56
 6,059,634 A 5/2000 Fildan
 6,204,584 B1 * 3/2001 Muszynski 310/156.08
 6,234,812 B1 * 5/2001 Ivers et al. 439/131
 6,238,218 B1 * 5/2001 Baffert 439/63
 6,684,463 B1 2/2004 Yang
 6,904,648 B2 6/2005 Fildan
 7,234,995 B2 6/2007 Fildan
 D622,178 S 8/2010 Kelleghan
 D687,702 S 8/2013 Yates
 D693,580 S 11/2013 Baker
 D712,306 S 9/2014 Fildan

DE 402010004912-0003 2/2011
 DE 402010004912-0004 2/2011
 DE 402010004912-0005 2/2011
 DE 402010004912-0006 2/2011
 DE 402010004912-0007 2/2011
 DE 402010004912-0008 2/2011
 DE 402010004912-0009 2/2011
 DE 402010004912-0010 2/2011
 EP 001157994-0001 8/2009
 EP 001157994-0002 8/2009

* cited by examiner

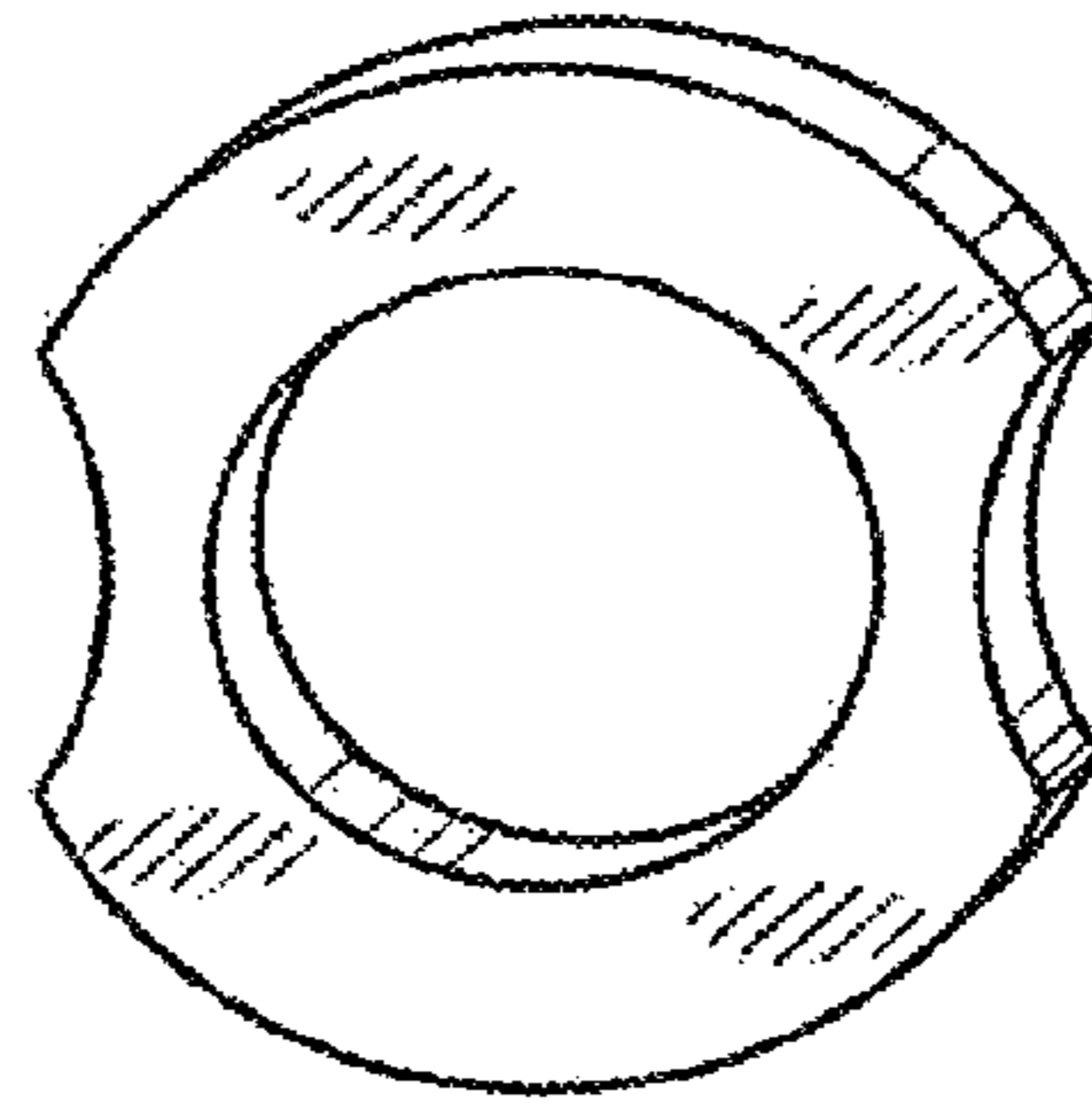


Fig. 1

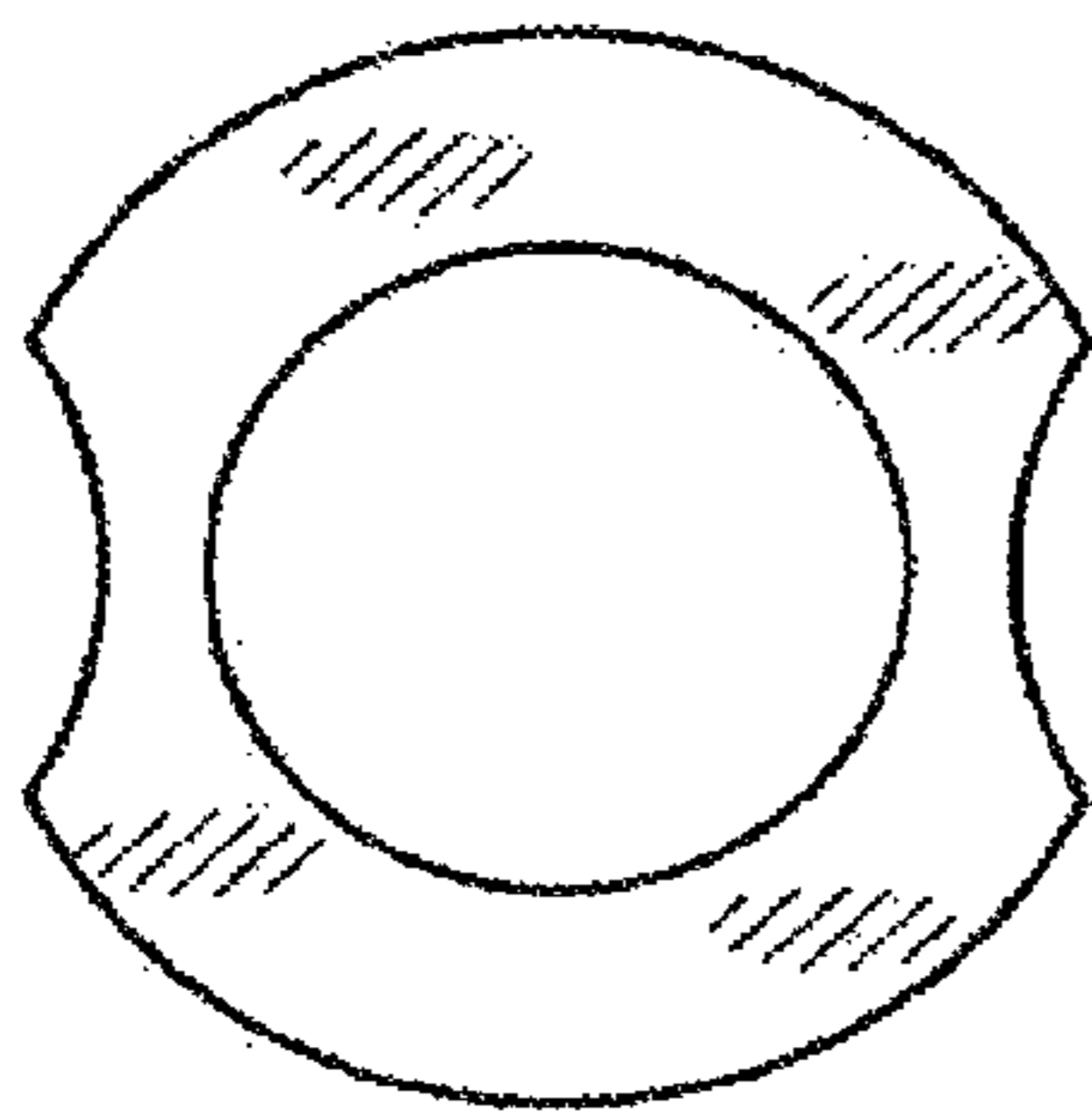


Fig. 2



Fig. 3

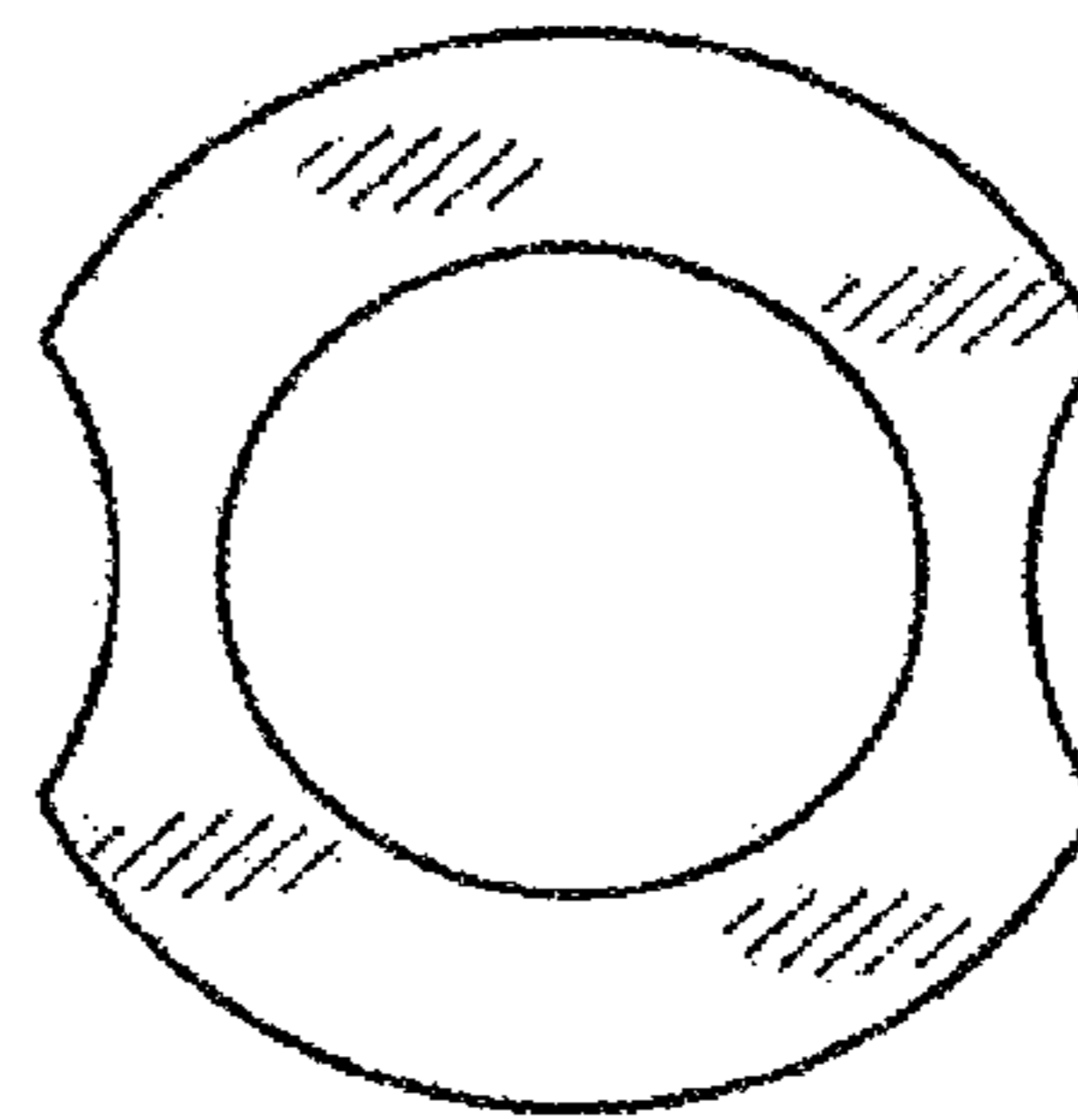


Fig. 4

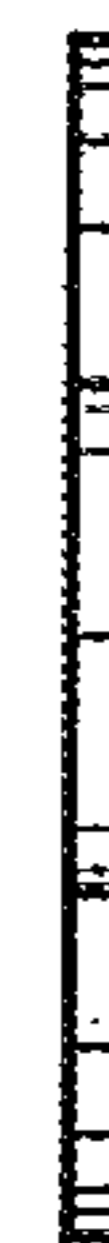


Fig. 5




Fig. 6




Fig. 7

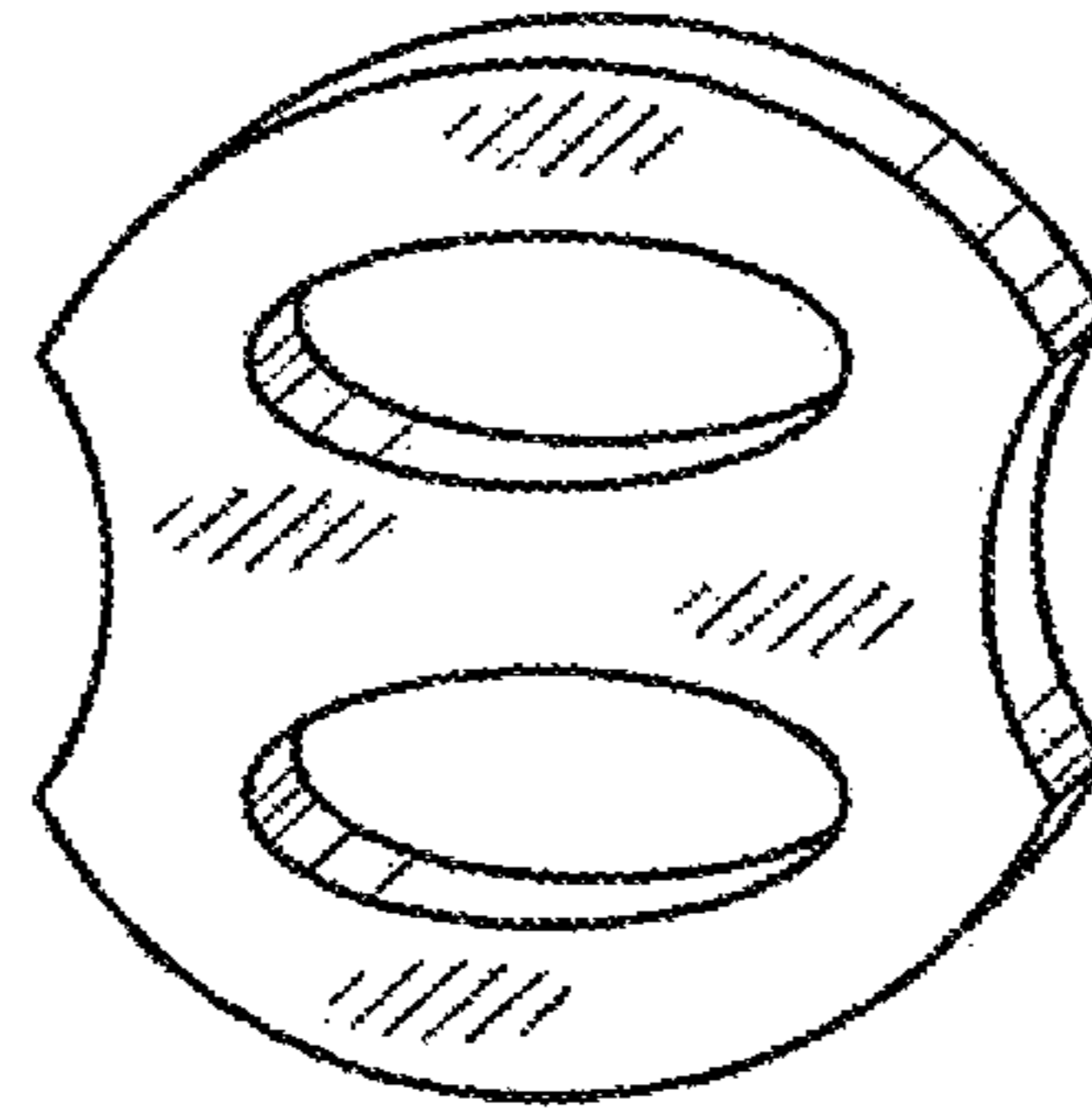


Fig. 8

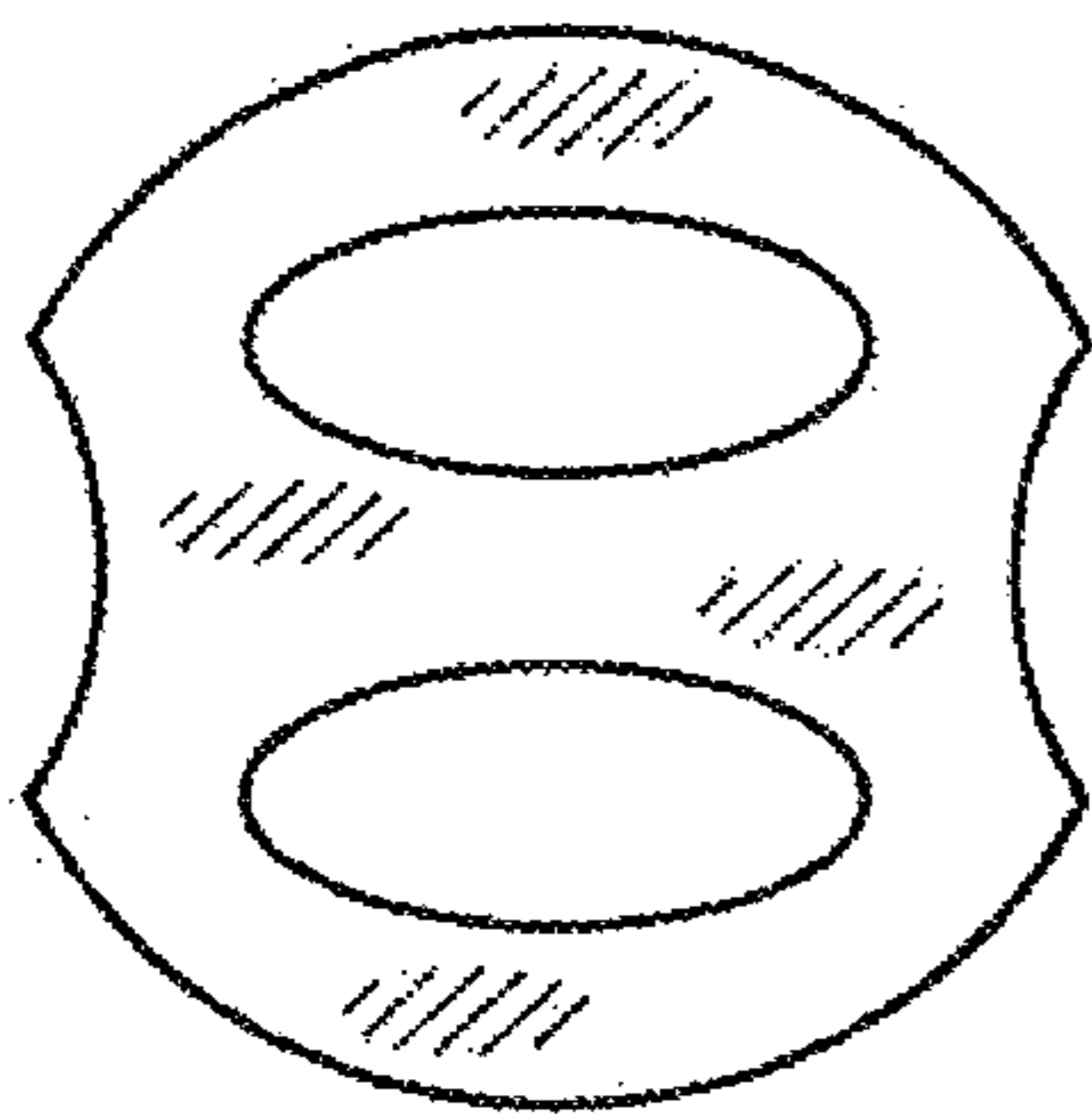


Fig. 9



Fig. 10

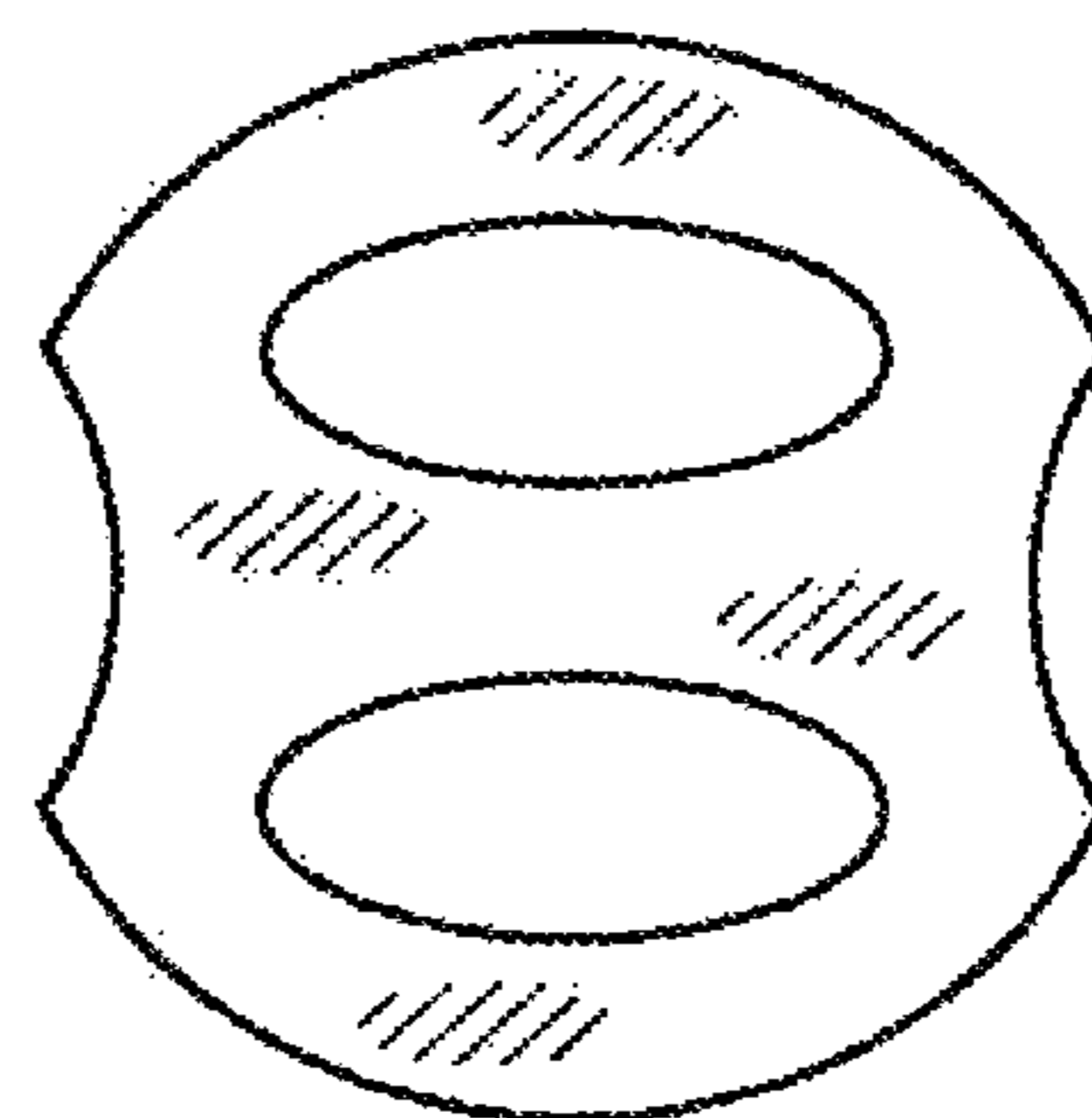


Fig. 11



Fig. 12



Fig. 13



Fig. 14