



US00D727772S

(12) **United States Design Patent**  
**Greenberger**

(10) **Patent No.:** **US D727,772 S**

(45) **Date of Patent:** **\*\* Apr. 28, 2015**

(54) **NECKLACE**

(71) Applicant: **Sherry L. Greenberger**, West Orange,  
NJ (US)

(72) Inventor: **Sherry L. Greenberger**, West Orange,  
NJ (US)

(\*\*) Term: **14 Years**

(21) Appl. No.: **29/451,649**

(22) Filed: **Apr. 5, 2013**

(51) **LOC (10) Cl.** ..... **11-01**

(52) **U.S. Cl.**  
USPC ..... **D11/13; D11/213**

(58) **Field of Classification Search**  
USPC ..... D11/200, 202, 213, 214, 1-25, 79-86,  
D11/93; 63/21, 23, 1.11, 3, 3.1, 3.2;  
D2/999, 602, 609; 59/78, 85; 2/250,  
2/265

See application file for complete search history.

(56) **References Cited**

**U.S. PATENT DOCUMENTS**

296,542	A	*	4/1884	Draper	.....	63/21
D312,984	S	*	12/1990	Sprick	.....	D11/213
D334,906	S	*	4/1993	Sprick	.....	D11/213
D335,473	S	*	5/1993	Sprick	.....	D11/213
D335,475	S	*	5/1993	Sprick	.....	D11/213
D337,746	S	*	7/1993	Sprick	.....	D11/213
D337,966	S	*	8/1993	Sprick	.....	D11/213
D345,533	S	*	3/1994	Sprick	.....	D11/213
D351,362	S	*	10/1994	Sprick	.....	D11/213
D356,055	S	*	3/1995	Sprick	.....	D11/213

D379,603	S	*	6/1997	Sprick	.....	D11/213
D426,790	S	*	6/2000	Farfan	.....	D11/213
D452,959	S	*	1/2002	Cabarbaye	.....	D11/3
2002/0112506	A1	*	8/2002	Gibbs, III	.....	63/14.1

**OTHER PUBLICATIONS**

[Online] "Necklettes". <http://www.creationsbyserrylynn.com/collections/necklettes>. Retrieved Oct. 28, 2014.\*

[Online] [http://images.coplusk.net/project\\_images/118910/image/full\\_chaintips-pearl1.jpg](http://images.coplusk.net/project_images/118910/image/full_chaintips-pearl1.jpg). Retrieved Oct. 28, 2014.\*

\* cited by examiner

*Primary Examiner* — Garth Rademaker

*Assistant Examiner* — Melanie Pellegrini


(57) **CLAIM**

The ornamental design for a necklace, as shown and described.

**DESCRIPTION**

FIG. 1 is a perspective view of a necklace;  
FIG. 2 is a front view thereof;  
FIG. 3 is a rear view thereof;  
FIG. 4 is a right view thereof;  
FIG. 5 is a left view thereof;  
FIG. 6 is a top view thereof;  
FIG. 7 is a bottom view thereof;  
FIG. 8 is a perspective view showing the necklace in an alternate curved position; and,  
FIG. 9 is a perspective view, showing the necklace in an alternate curved position and worn by a person.  
The broken line showing connecting magnets in FIG. 8 and broken line showing person in FIG. 9 is included for the purpose of illustrating environmental structure and forms no part of the claimed design.

**1 Claim, 9 Drawing Sheets**




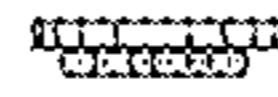
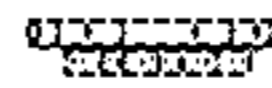


FIG. 1



**FIG. 2**



**FIG. 3**



FIG. 4

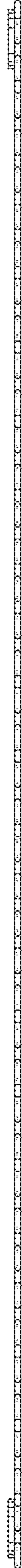


FIG. 5

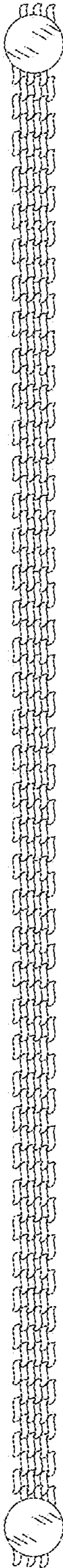


FIG. 6

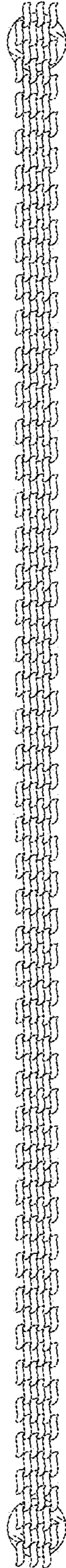


FIG. 7






FIG. 8




FIG. 9