



US00D727771S

(12) **United States Design Patent**
Lerman

(10) **Patent No.:** **US D727,771 S**

(45) **Date of Patent:** **** Apr. 28, 2015**

(54) **BRACELET**

(76) Inventor: **Katrin Lerman**, Framingham, MA (US)

(**) Term: **14 Years**

(21) Appl. No.: **29/424,316**

(22) Filed: **Jun. 11, 2012**

(51) **LOC (10) Cl.** **11-01**

(52) **U.S. Cl.**
USPC **D11/3**

(58) **Field of Classification Search**

USPC D11/1-30, 48, 49, 57, 58, 79, 81, 82,
D11/84, 86, 89, 90, 93, 94, 162, 200, 204,
D11/205, 208, 209, 211; 63/1.11, 1.13,
63/1.14, 1.15, 1.16, 3, 3.1, 3.2, 4, 5.1, 7, 9,
63/10, 11, 12, 15, 15.1, 15.2, 15.3, 15.45,
63/15.5, 15.9, 24, 26, 33, 34, 39, 40, 41;
D1/106, 107, 126, 127; D8/395, 396;
D7/632, 633, 634

See application file for complete search history.

(56) **References Cited**

U.S. PATENT DOCUMENTS

D123,824 S *	12/1940	Silson	D11/58
D129,437 S *	9/1941	Katz	D11/58
D133,746 S *	9/1942	Katz	D11/58
D135,191 S *	3/1943	Philippe	D11/58
D138,612 S *	8/1944	Katz	D11/41
D138,960 S *	10/1944	Katz	D11/41
D144,952 S *	6/1946	Weinstock	D11/58
D146,775 S *	5/1947	Pearsall	D11/58
D149,948 S *	6/1948	Katz	D11/58

D158,087 S *	4/1950	Katz	D11/58
D165,334 S *	12/1951	Katz	D11/41
D166,217 S *	3/1952	Philippe	D11/58
D189,660 S *	1/1961	Vermlyen	D1/113
D210,368 S *	3/1968	Kroninger	D1/107
D213,945 S *	4/1969	Cooper et al.	D1/107
D426,577 S *	6/2000	Mackey et al.	D8/396
D484,783 S *	1/2004	Woodhall	D8/395
D619,026 S *	7/2010	Papadimitriou	D11/4
D655,632 S *	3/2012	van der Lande	D10/40
D671,822 S *	12/2012	van der Lande	D8/395

* cited by examiner

Primary Examiner — Garth Rademaker

Assistant Examiner — Llorellys Martinez-Rivera

(74) *Attorney, Agent, or Firm* — Kriegsman & Kriegsman

(57) **CLAIM**

The ornamental design for a bracelet, as shown and described.

DESCRIPTION

FIG. 1 is a front, bottom, left side perspective view of a bracelet showing my new design;

FIG. 2 is a front, top, right side perspective view of the bracelet shown in FIG. 1;

FIG. 3 is a top view of the bracelet shown in FIG. 1

FIG. 4 is a bottom view of the bracelet shown in FIG. 1;

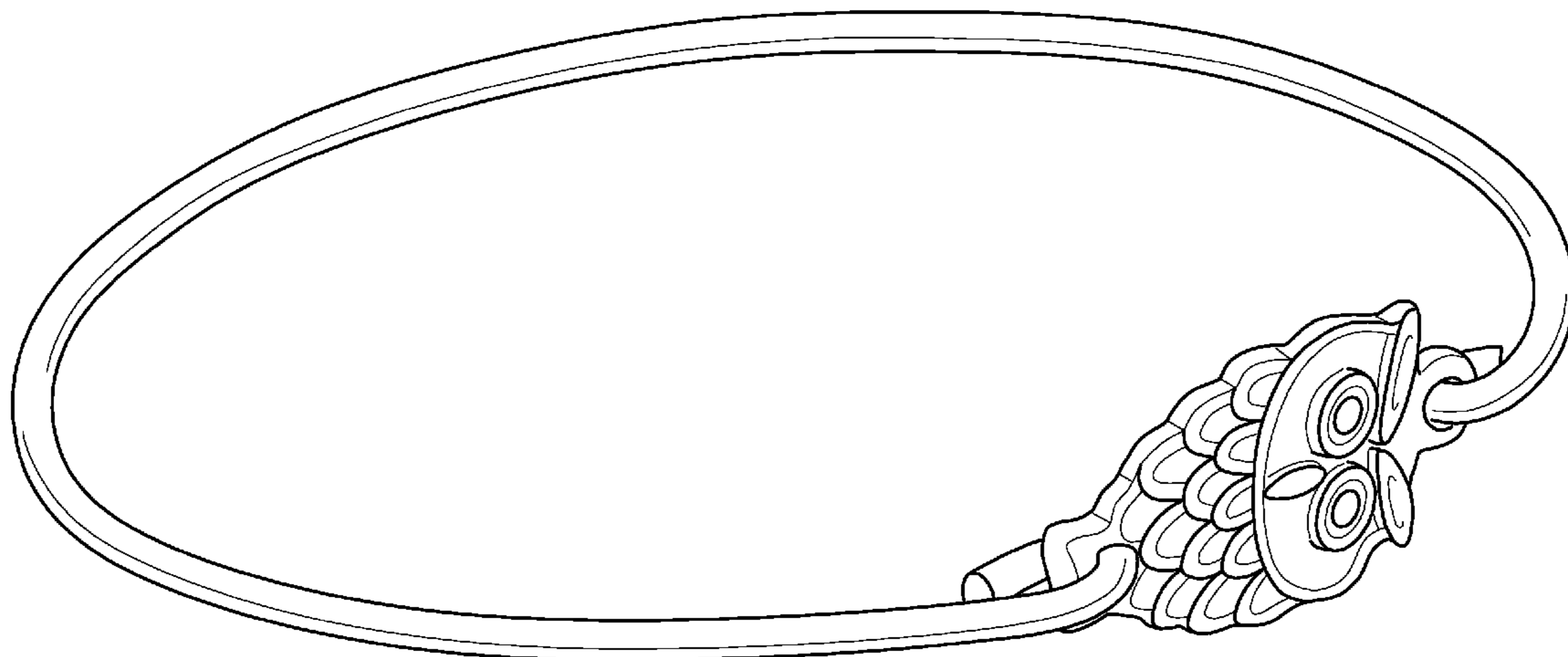
FIG. 5 is a front view of the bracelet shown in FIG. 1;

FIG. 6 is a rear view of the bracelet shown in FIG. 1;

FIG. 7 is a left side view of the bracelet shown in FIG. 1; and,

FIG. 8 is a right side view of the bracelet shown in FIG. 1.

1 Claim, 6 Drawing Sheets



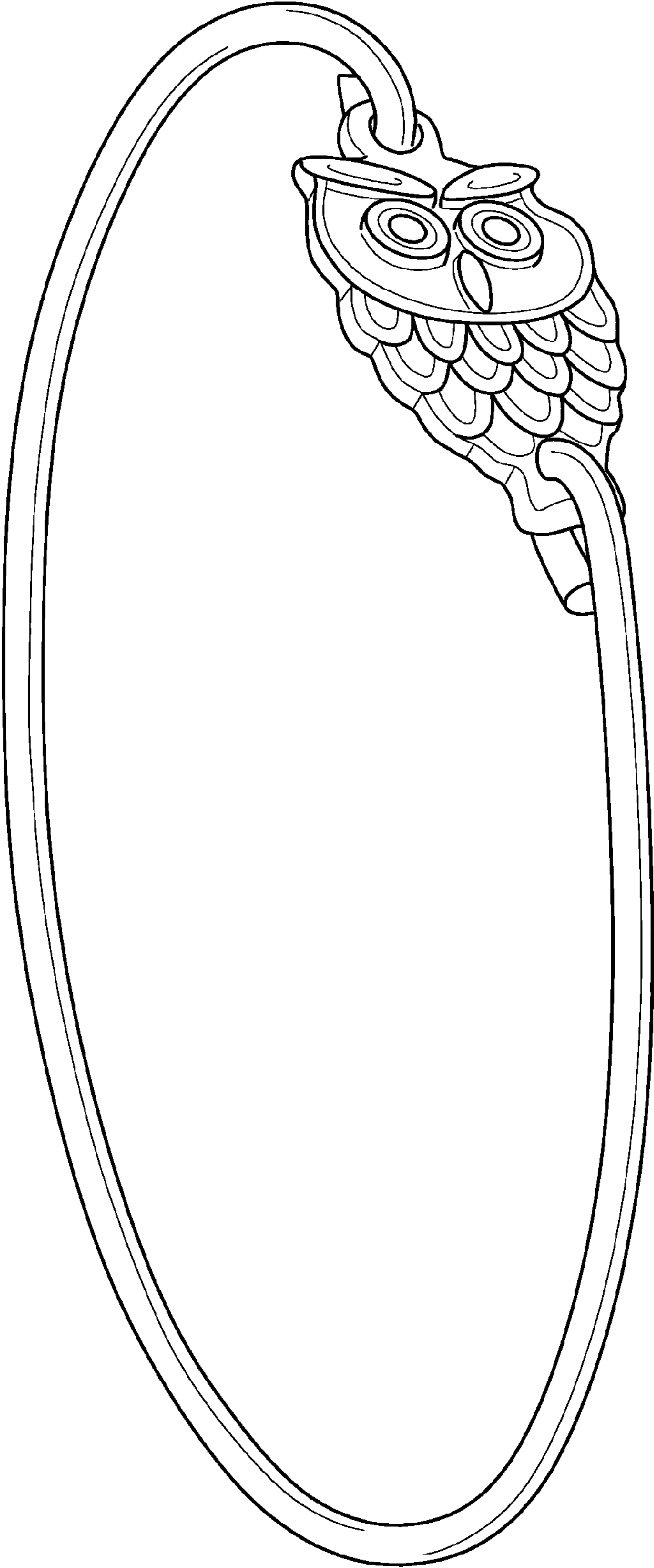


FIG. 1

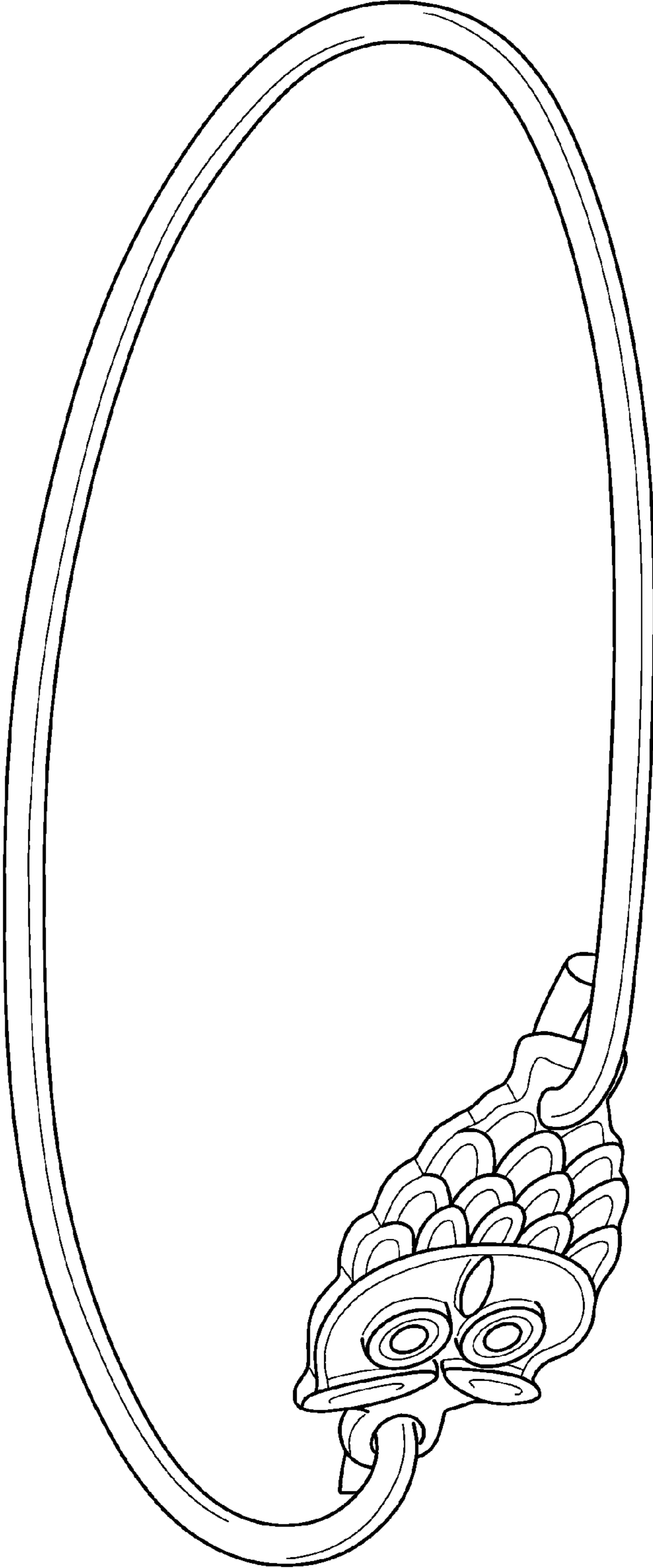


FIG. 2

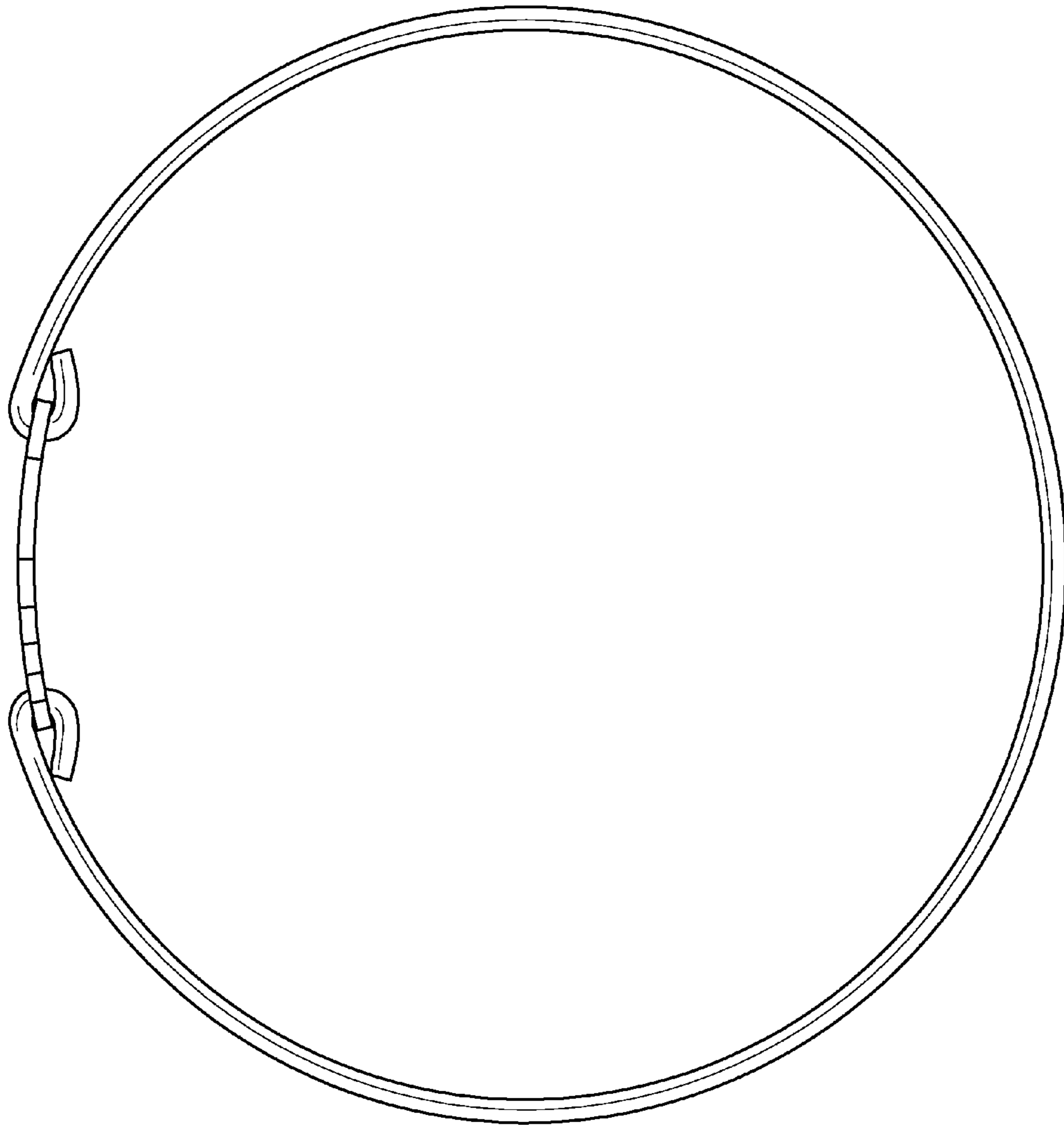


FIG. 3

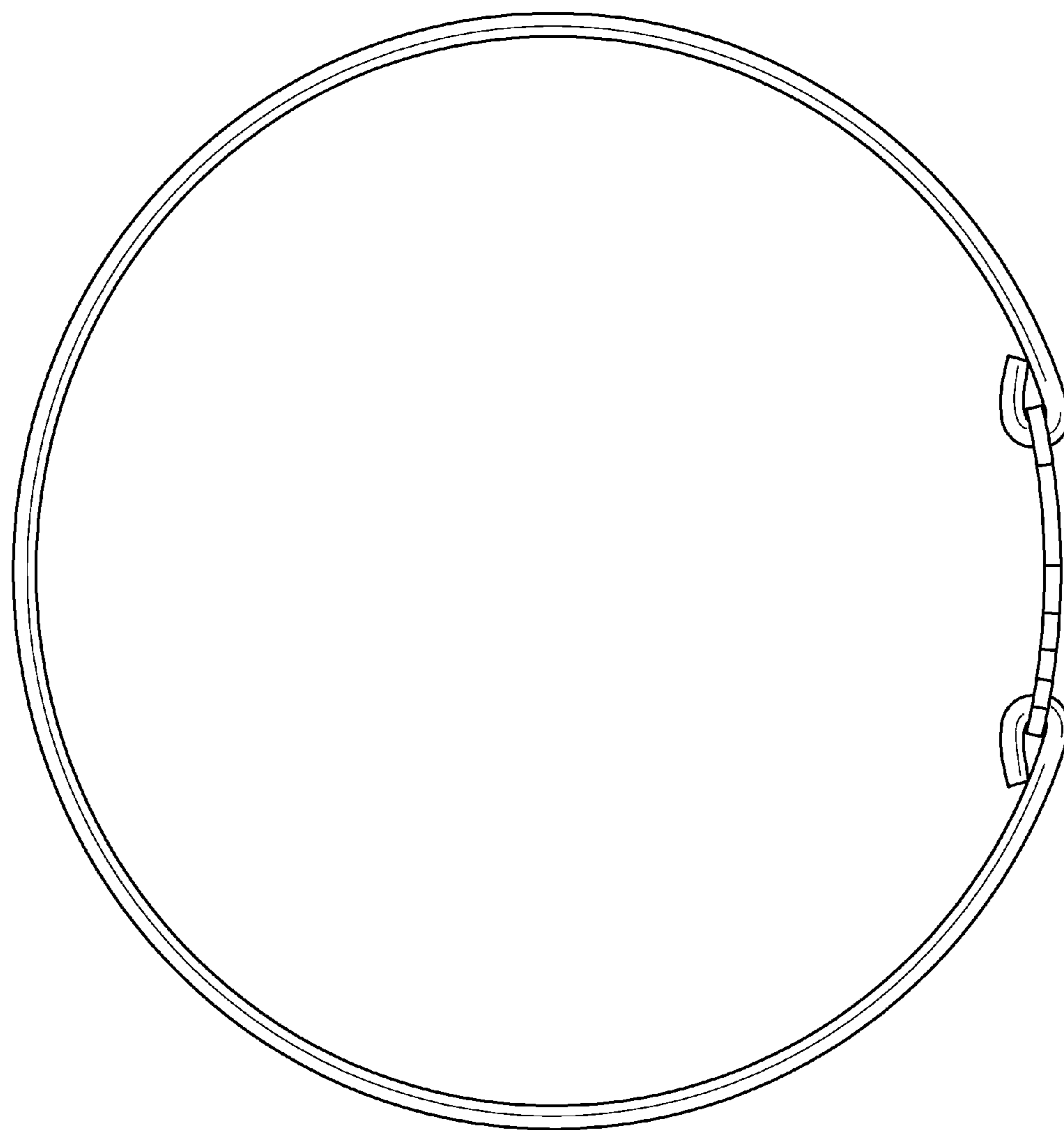


FIG. 4




FIG. 5

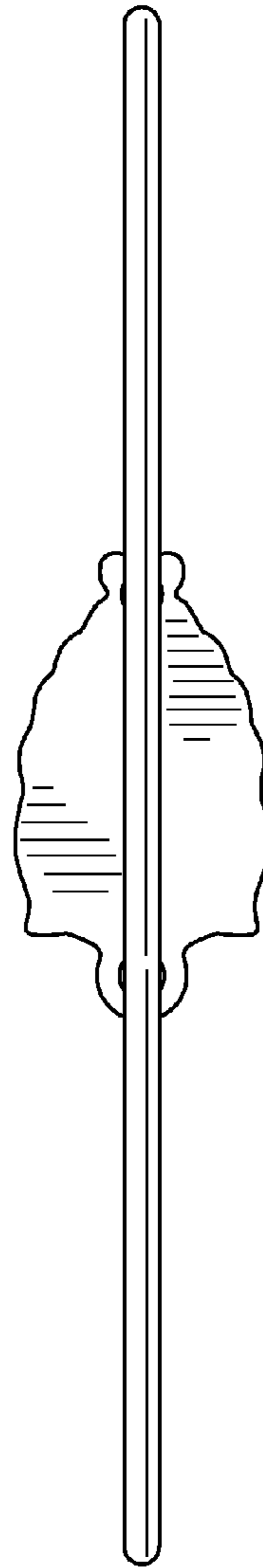


FIG. 6

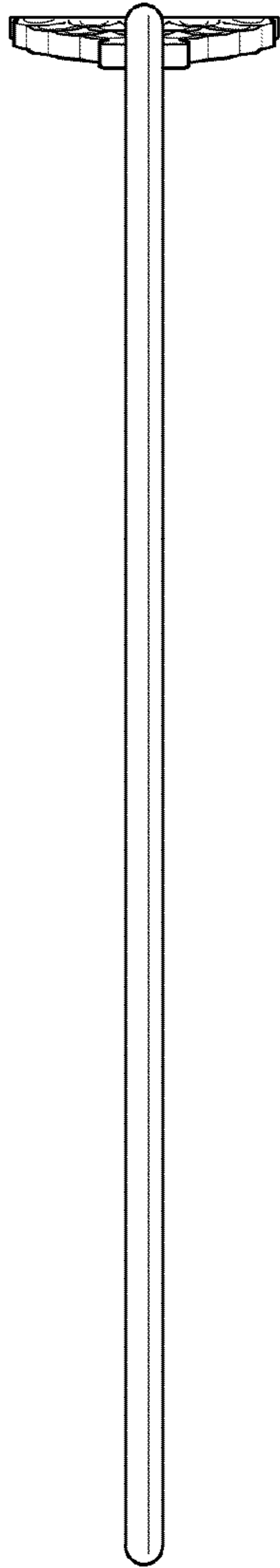


FIG. 7

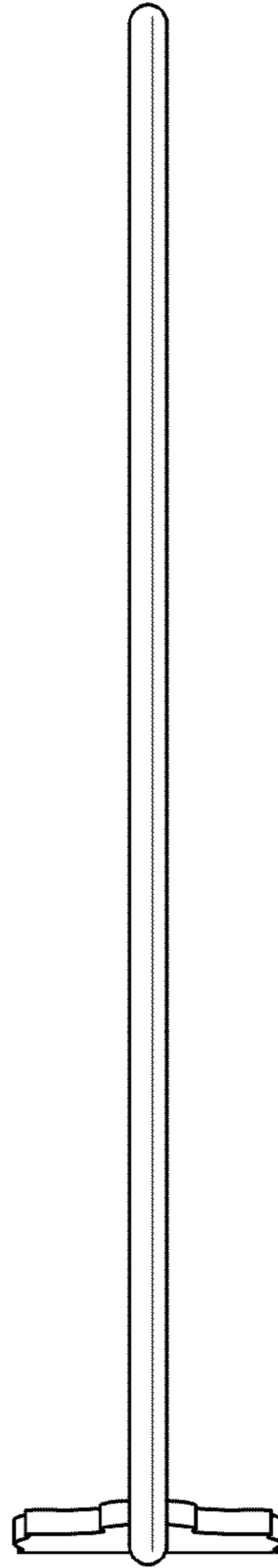


FIG. 8