



US00D727770S

(12) **United States Design Patent**  
**Kummer**

(10) **Patent No.:** **US D727,770 S**

(45) **Date of Patent:** **\*\* Apr. 28, 2015**

(54) **WATCH BEZEL**

(75) Inventor: **Matthias Kummer**, Schaffhausen (CH)

(73) Assignee: **Richemont International SA**,  
Villars-sur-Glane (CH)

(\*\*) Term: **14 Years**

(21) Appl. No.: **29/426,858**

(22) Filed: **Jul. 11, 2012**

(30) **Foreign Application Priority Data**

Jan. 13, 2012 (EM) ..... DM/077 662

(51) **LOC (10) Cl.** ..... **10-02**

(52) **U.S. Cl.**  
USPC ..... **D10/128**

(58) **Field of Classification Search**

CPC ..... G04B 19/00; G04B 19/18; G04B 19/283;  
G04B 37/00; G04B 37/0008; G04B 37/12;  
G04B 37/18

USPC ..... D10/30-39, 122-132, 1-29; 368/10,  
368/88, 276-281, 294, 295, 309; 73/431

See application file for complete search history.

(56) **References Cited**

**U.S. PATENT DOCUMENTS**

D155,603 S \* 10/1949 Grilikhes ..... D10/38  
3,807,236 A \* 4/1974 Leone ..... 73/431  
5,467,325 A \* 11/1995 Juillerat ..... 368/276  
5,490,123 A \* 2/1996 Biver ..... 368/295  
D380,690 S \* 7/1997 Riley ..... D10/30

D523,357 S \* 6/2006 Kummer ..... D10/38  
7,134,784 B1 \* 11/2006 Marin ..... 368/295  
D565,426 S \* 4/2008 Rabassa ..... D10/30  
D572,610 S \* 7/2008 Colombo ..... D10/39  
D573,901 S \* 7/2008 Berard ..... D10/38  
D604,182 S \* 11/2009 Berard ..... D10/38  
D628,093 S \* 11/2010 Greubel ..... D10/38  
7,874,722 B2 \* 1/2011 Clarkson et al. .... 368/281  
D652,326 S \* 1/2012 Kummer ..... D10/38  
2003/0169645 A1 \* 9/2003 Eleuterio et al. .... 368/295  
2008/0084657 A1 \* 4/2008 Baba et al. .... 361/681

\* cited by examiner

*Primary Examiner* — Martie K Holtje

(74) *Attorney, Agent, or Firm* — Krieg DeVault LLP

(57) **CLAIM**

The ornamental design for a watch bezel, as shown and described.

**DESCRIPTION**

FIG. 1 is a top view of the watch bezel of the present invention.

FIG. 2 is a bottom view of the watch bezel of FIG. 1.

FIG. 3 is a right side view of the watch bezel of FIG. 1.

FIG. 4 is a left side view of the watch bezel of FIG. 1.

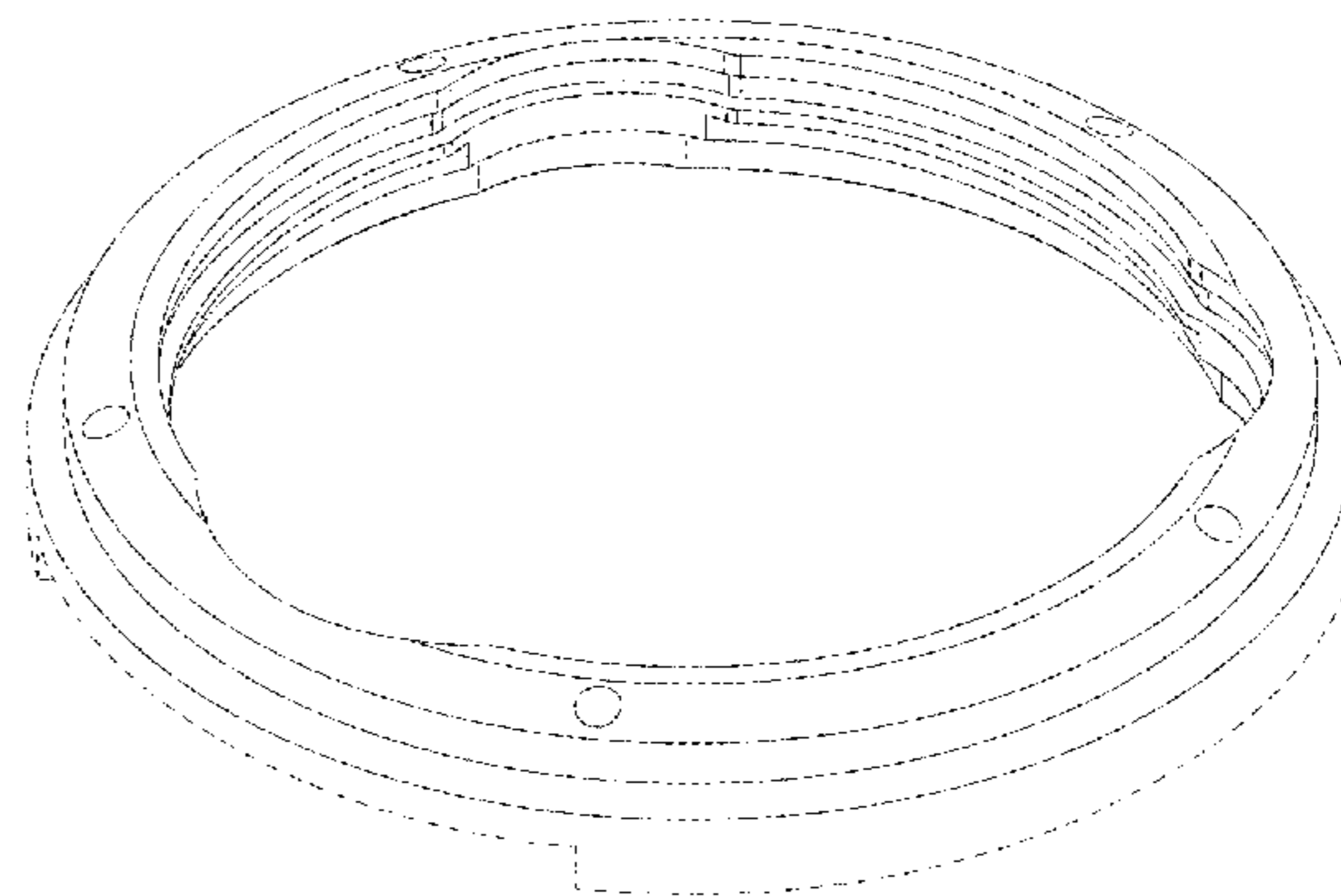
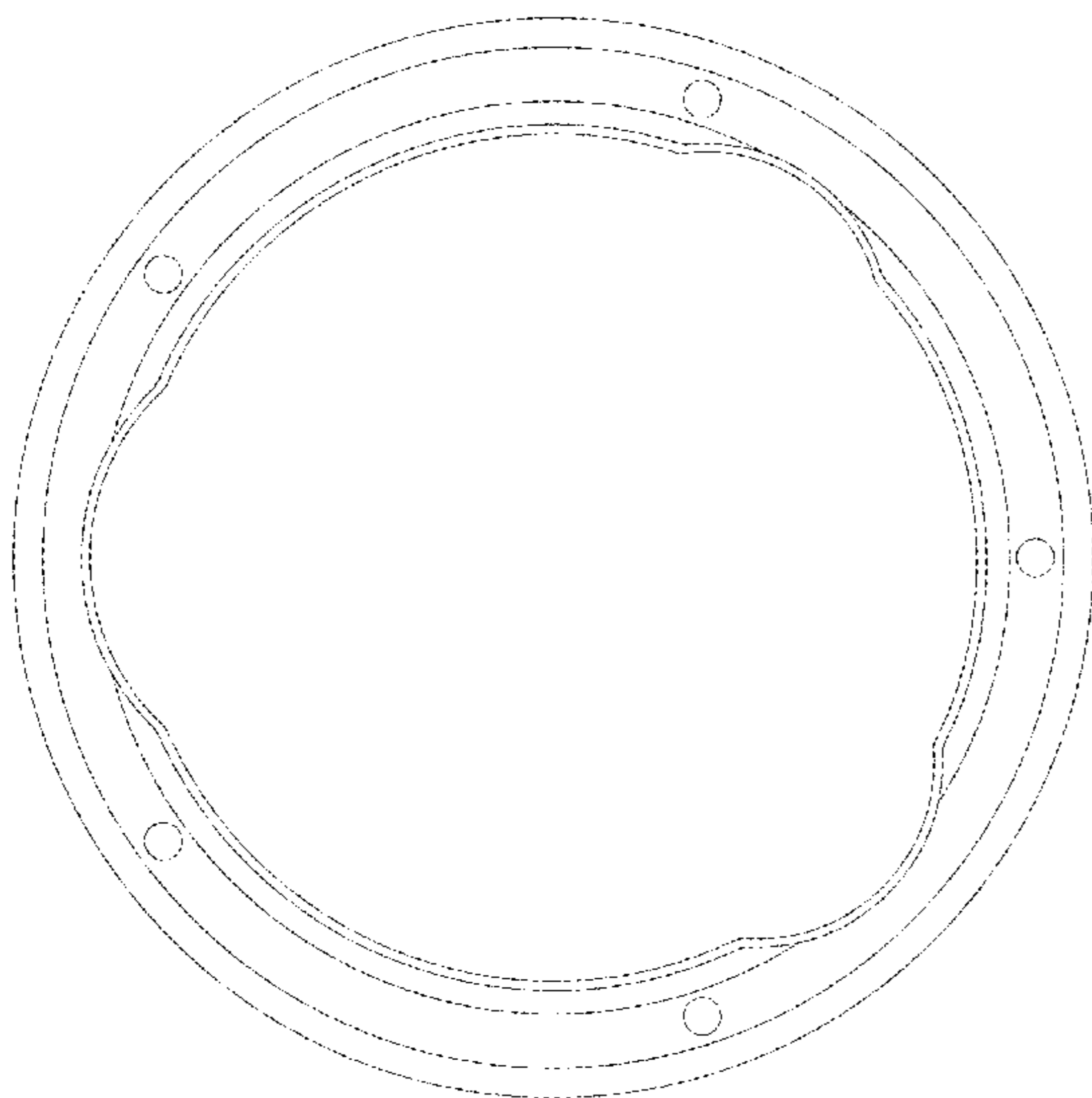
FIG. 5 is a rear view of the watch bezel of FIG. 1.

FIG. 6 is a front view of the watch bezel of FIG. 1; and,

FIG. 7 is a top, right-side perspective view of the watch bezel of FIG. 1.

The dashed lines shown in the figures form no part of the claimed design.

**1 Claim, 4 Drawing Sheets**



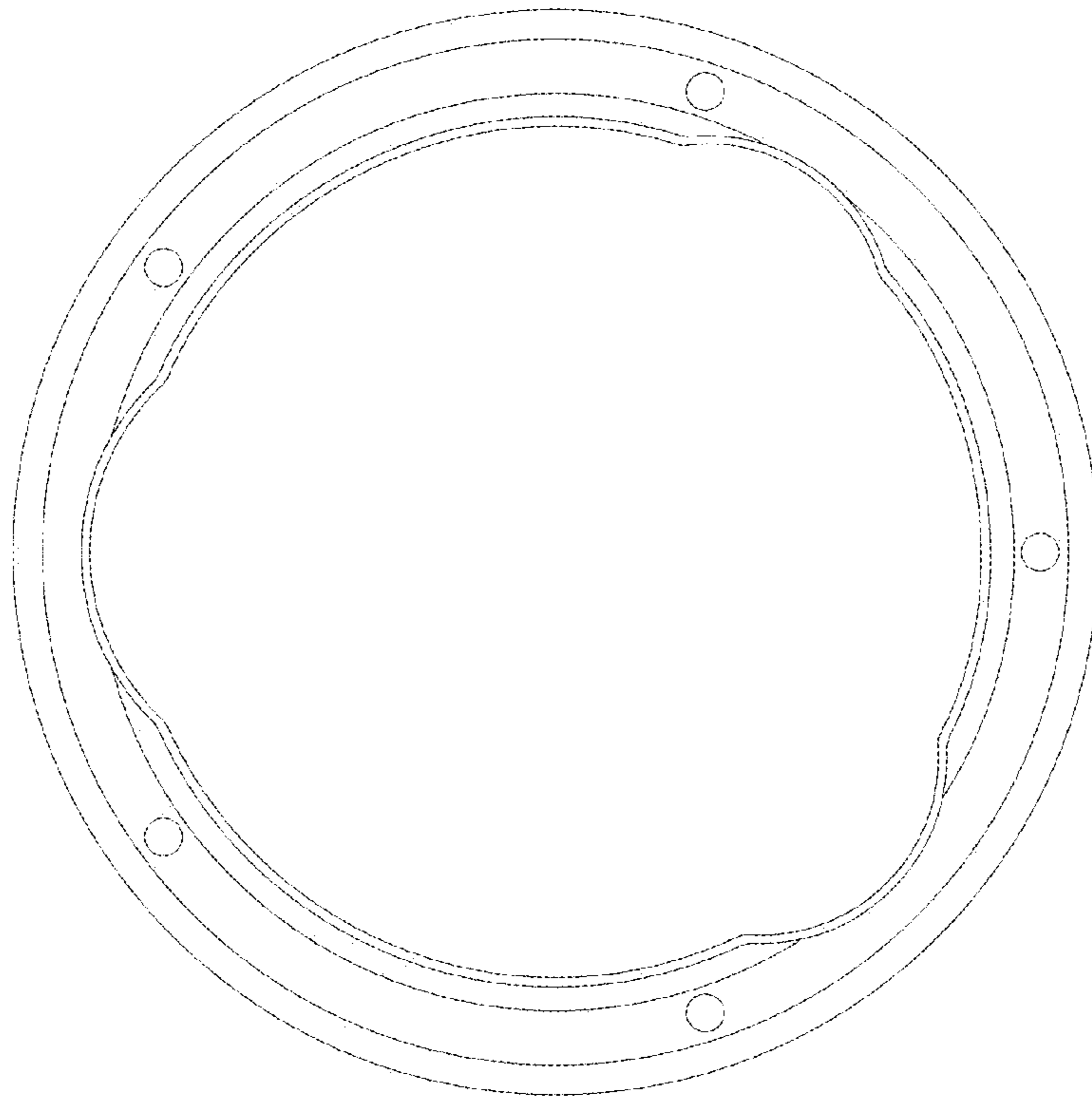


Fig. 1

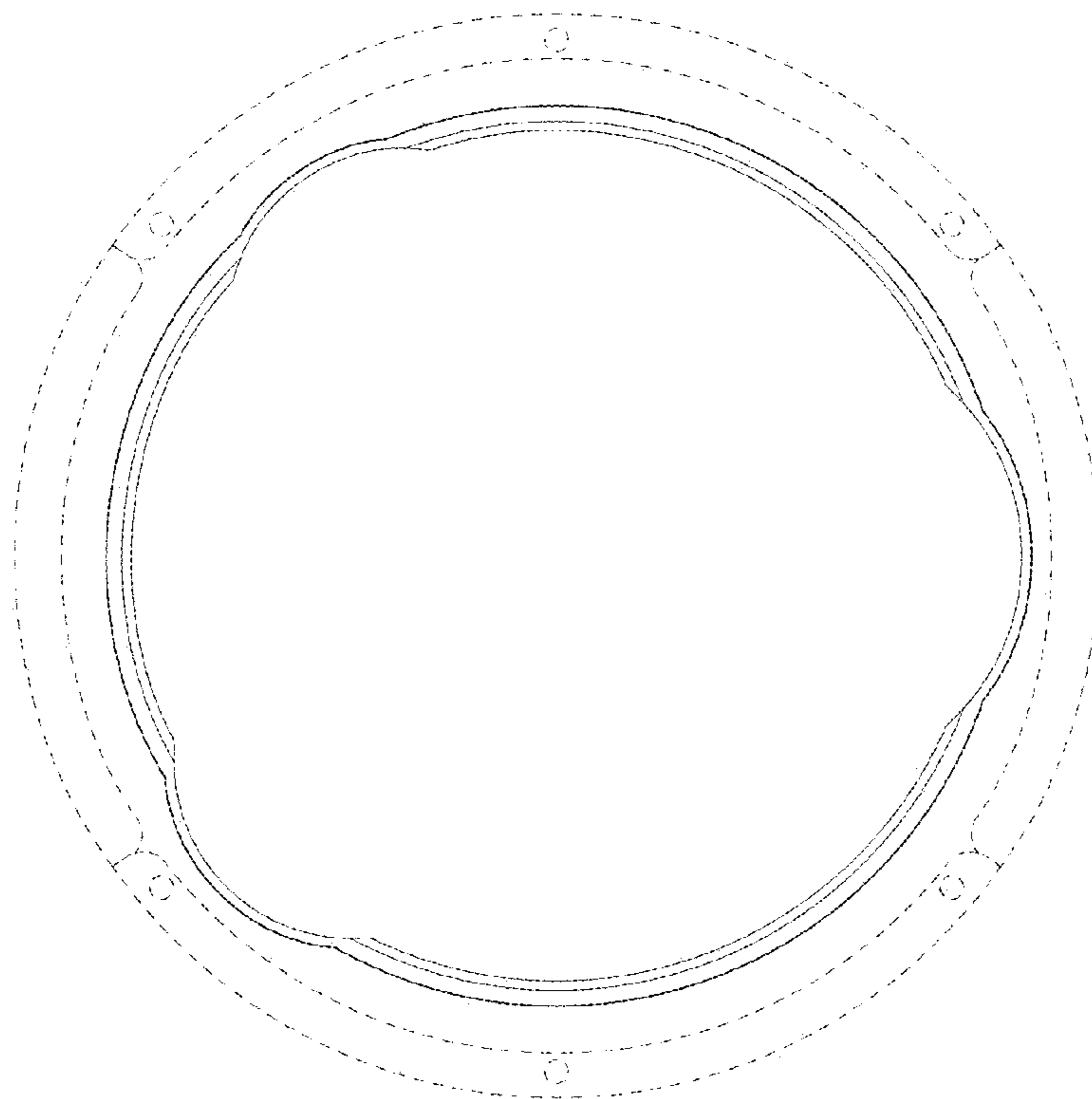


Fig. 2




Fig. 3




Fig. 4

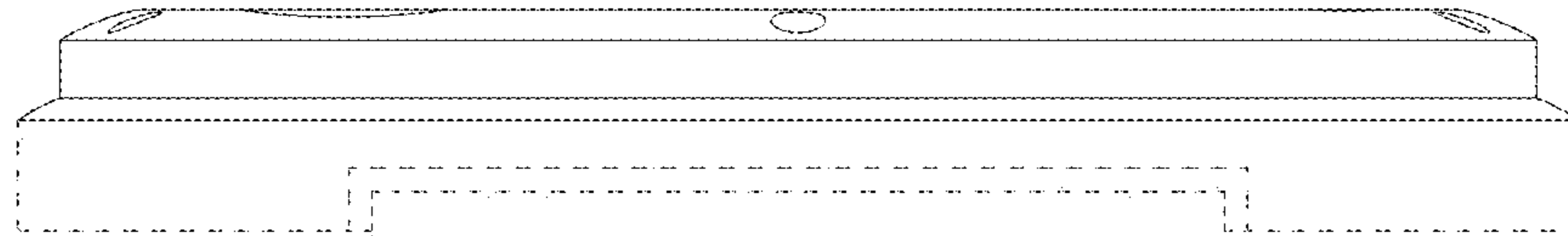


Fig. 5

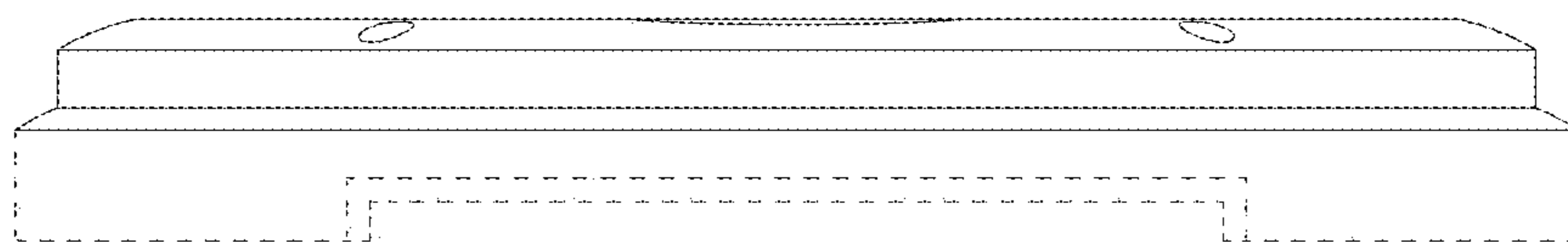


Fig. 6

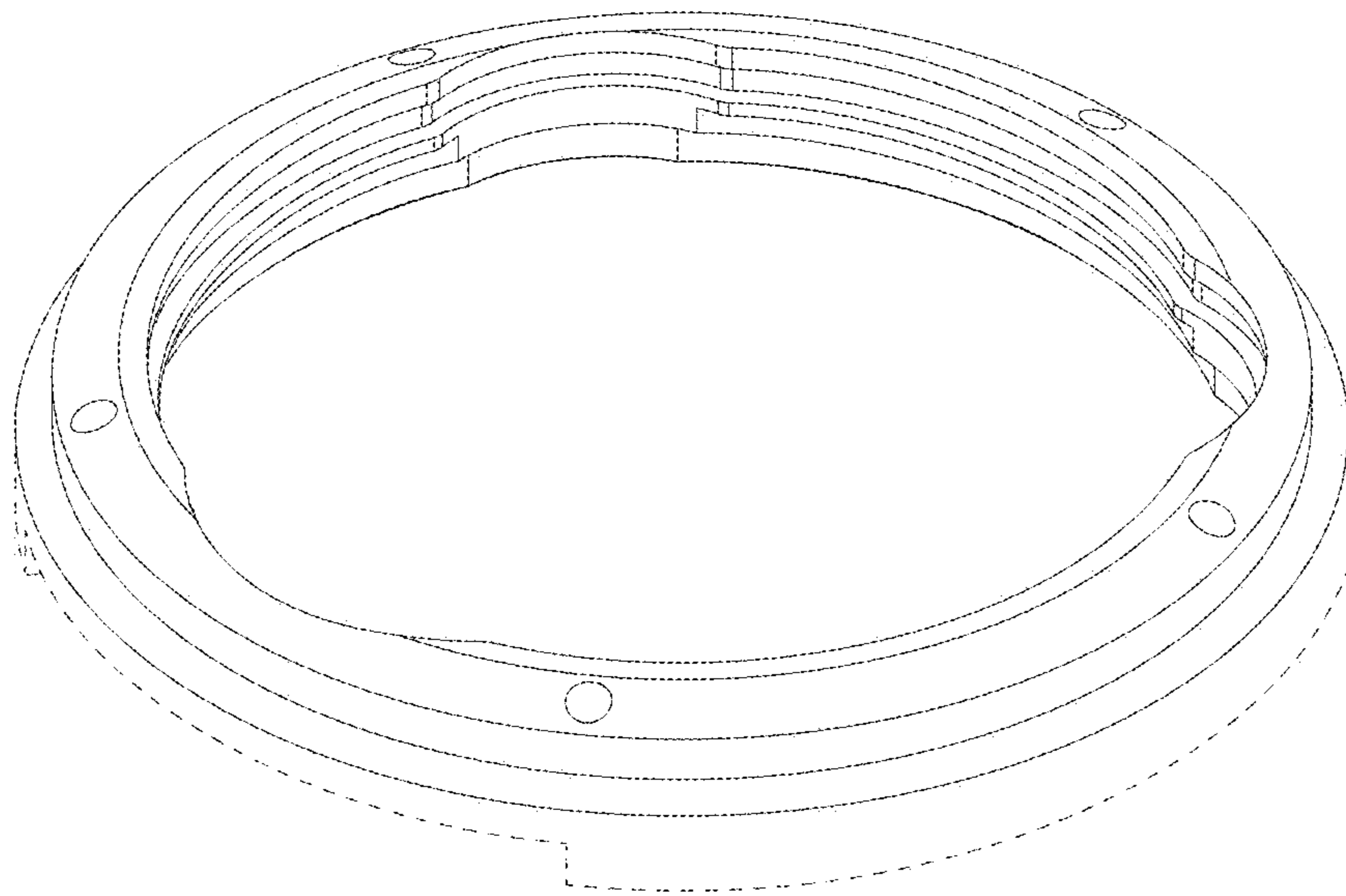


Fig. 7