



US00D727765S

(12) **United States Design Patent**
Hoshal

(10) **Patent No.:** **US D727,765 S**

(45) **Date of Patent:** **** Apr. 28, 2015**

(54) **DATA RECORDER**

(71) Applicant: **Instrumented Sensor Technology, Inc.**,
Okemos, MI (US)

(72) Inventor: **Gregory D. Hoshal**, Okemos, MI (US)

(73) Assignee: **Instrumented Sensor Technology, Inc.**,
Okemos, MI (US)

(**) Term: **14 Years**

(21) Appl. No.: **29/453,112**

(22) Filed: **Apr. 25, 2013**

(51) **LOC (10) Cl.** **10-04**

(52) **U.S. Cl.**
USPC **D10/83; D10/78; D14/167**

(58) **Field of Classification Search**
CPC G01M 7/00; G01M 7/02; G01M 7/022;
G01M 7/025; G01M 7/027; G01M 7/04;
G01M 7/045; G01M 7/06; G01M 7/08
USPC D14/300-302, 314, 348-370, 383-385,
D14/435, 496, 125, 135, 155, 160, 167,
D14/240-242, 299; D3/273; D9/432;
D10/65, 75, 78, 83; D13/103, 119,
D13/162, 184, 199

See application file for complete search history.

(56) **References Cited**

U.S. PATENT DOCUMENTS

3,702,989	A	11/1972	Provenzano, Jr. et al.
3,781,824	A	12/1973	Caiati et al.
3,895,521	A	7/1975	Howard
3,974,699	A	8/1976	Morris et al.
4,114,450	A	9/1978	Shulman et al.
4,179,744	A	12/1979	Lowe
4,227,198	A	10/1980	Preskitt et al.
4,378,574	A	3/1983	Stephenson
4,409,670	A	10/1983	Herndon et al.
4,638,289	A	1/1987	Zottnik

(Continued)

FOREIGN PATENT DOCUMENTS

BE	1008179	2/1996
EP	235534	9/1997
WO	9414133	6/1994

OTHER PUBLICATIONS

ShockTimer-Plus 3Dv2 Low Cost Shock Recorder from Instrumented Sensor Technology, [online], [retrieved on Feb. 10, 2015]. Retrieved from the Internet <URL: http://www.globalspec.com/FeaturedProducts/Detail/InstrumentedSensorTechnology/ShockTimerPlus_3Dv2_Low_Cost_Shock_Recorder/205200/0>.*

(Continued)

Primary Examiner — Karen E Kearney

(74) *Attorney, Agent, or Firm* — Warner Norcross & Judd LLP



(57) **CLAIM**

The ornamental design for data recorder, as shown and described.

DESCRIPTION

FIG. 1 is a perspective view of the data recorder embodying the new design;
FIG. 2 is a side view thereof;
FIG. 3 is a front view thereof;
FIG. 4 is a rear view thereof;
FIG. 5 is a top view thereof; and,
FIG. 6 is a bottom view thereof.
FIGS. 1-6 show features of a data recorder in phantom lines. These features are shown for environmental purposes and do not form any part of the claimed design. Further, the phantom lines immediately adjacent the solid-line portions of the design form the boundary of the design, with the phantom lines forming no part of the claimed design. The two circles located in the upper region, three circles located in the mid to lower regions and the rectangles located on the rear of the data recorder are shown in phantom lines and do not form part of the claimed design.

1 Claim, 5 Drawing Sheets



(56)

References Cited

U.S. PATENT DOCUMENTS

4,646,241 A 2/1987 Ratchford et al.
 4,730,247 A 3/1988 Takahara
 4,745,564 A 5/1988 Tennes et al.
 4,811,249 A 3/1989 Marsh
 4,862,394 A 8/1989 Thompson et al.
 4,910,692 A 3/1990 Outram et al.
 4,933,882 A 6/1990 Molnar et al.
 4,992,943 A 2/1991 McCracken
 5,067,099 A 11/1991 McCown et al.
 5,226,153 A 7/1993 DeAngelis et al.
 5,231,593 A 7/1993 Notess
 5,239,468 A 8/1993 Sewersky et al.
 5,255,565 A 10/1993 Judd et al.
 5,426,595 A 6/1995 Picard
 5,444,637 A 8/1995 Smesny et al.
 5,445,024 A 8/1995 Riley, Jr. et al.
 5,475,597 A 12/1995 Buck
 5,540,099 A 7/1996 Harashima
 5,541,860 A 7/1996 Takei et al.
 5,576,491 A 11/1996 Bozeman, Jr.
 5,578,877 A 11/1996 Tiemann
 5,579,013 A 11/1996 Hershey et al.
 5,587,932 A 12/1996 Ferrante et al.
 5,615,132 A 3/1997 Horton et al.
 5,622,338 A 4/1997 Klink
 5,631,427 A 5/1997 Bridges
 5,638,299 A 6/1997 Miller
 5,754,449 A 5/1998 Hoshal et al.
 5,855,004 A 12/1998 Novosel et al.
 5,890,093 A 3/1999 Mark et al.
 D407,708 S * 4/1999 Nagele et al. D14/240
 D409,623 S * 5/1999 Bianco D14/240
 5,924,654 A 7/1999 Anderson
 6,067,488 A 5/2000 Tano
 6,122,959 A * 9/2000 Hoshal et al. 73/489
 6,292,759 B1 9/2001 Schiffmann
 6,305,221 B1 10/2001 Hutchings
 6,371,417 B1 4/2002 Southon
 6,421,622 B1 7/2002 Horton et al.
 6,438,472 B1 8/2002 Tano et al.
 6,549,834 B2 4/2003 McClellan et al.

D488,795 S * 4/2004 Christianson D14/155
 7,028,546 B2 4/2006 Hoshal
 7,034,711 B2 4/2006 Sakatani et al.
 7,161,473 B2 1/2007 Hoshal et al.
 D549,116 S * 8/2007 Rhine et al. D10/65
 D580,907 S * 11/2008 Ollila D14/167
 D624,540 S * 9/2010 Tai D14/356
 2002/0196135 A1 12/2002 Slifkin et al.

OTHER PUBLICATIONS

Allen, Jason and Rob Landeryou, Integrating Shock Field Data into Product Evaluation, Apr. 25, 2000.
 Amato, Dennis and Dennis Young, Packaging for e-Commerce, Apr. 25, 2000.
 Baird, Terry and Matt Daum, A Survey of the China Shipping and Handling Environment, Apr. 25, 2000.
 Braunmiller, Ulrich, "Source Reduction by European Testing Schedules (SRETS)," European Communities, 1999.
 Church, Ed, Test Procedure Workshop, Apr. 25, 2000.
 Driessche, Dan and David Vanderlinde, What to Look for in an Environmental Chamber, Apr. 25, 2000.
 Gilmore, Evelyn, "Measurement and Analysis of the Distribution Environment (MADE)," Aug. 11, 1999.
 Gorman, Sean P., Multiaxis Performance Characteristics of Polyethylene Foam, Apr. 25, 2000.
 Kausch, Tom, Handling Drops in the USPS, Apr. 25, 2000.
 Kipp, William I. and Eric Joneson, Vibration Testing Equivalence: How Many Hours of Testing Equals How Many Miles of Transport?, Apr. 25, 2000.
 Lebutt, R. David, Compression Factors and Focused Simulation, Apr. 25, 2000.
 Perry, Jim, High Humidity Testing Techniques, Apr. 25, 2000.
 Sanders, Robert, IBM's e-Business Compliance with the European Directive, Apr. 25, 2000.
 Singh, S. Paul, Ph.D, Measurement of the UPS Ground Shipping Environment for Large and Heavy Packages, Apr. 25, 2000.
 Young, Dennis and Stephen Pierce, The ISTA 22-2K Project: A Compendium of Data from Transport Environment Measurement, Apr. 25, 2000.

* cited by examiner

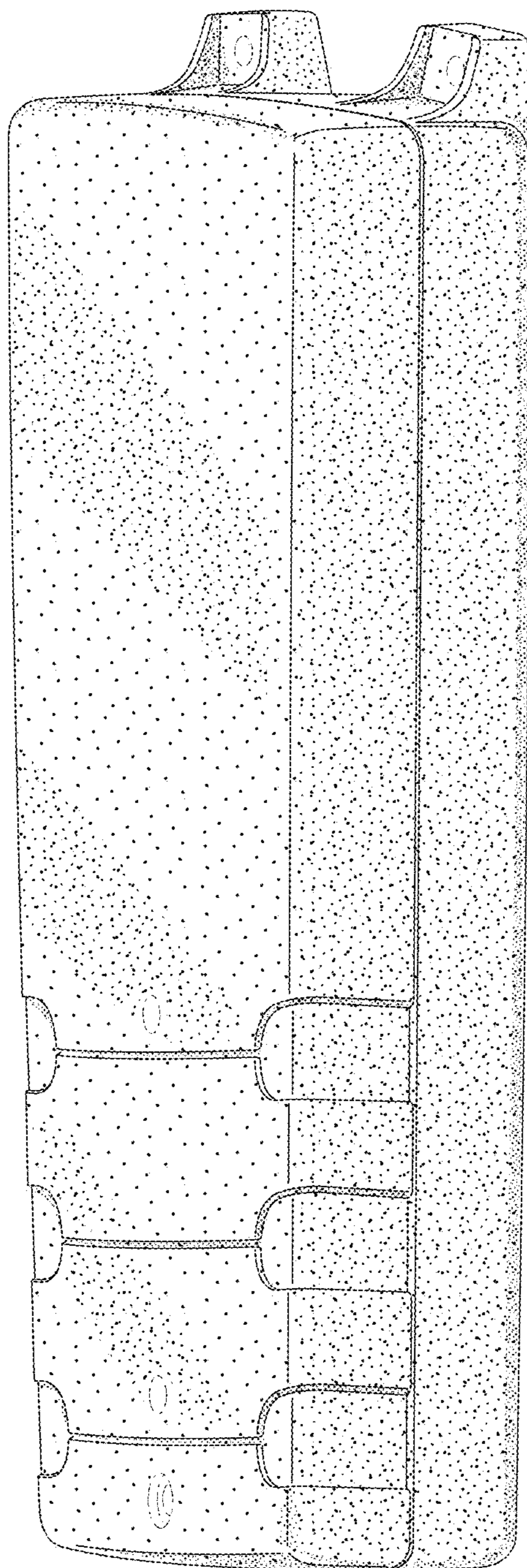


Fig. 1




Fig. 2




Fig. 3




Fig. 4

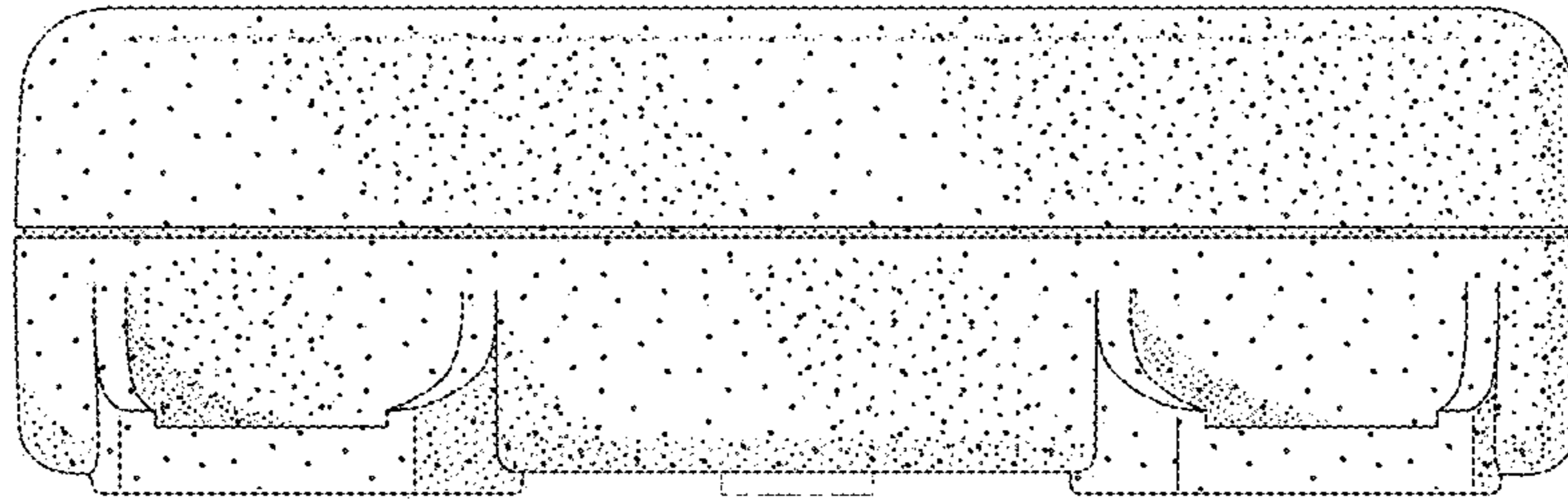


Fig. 5

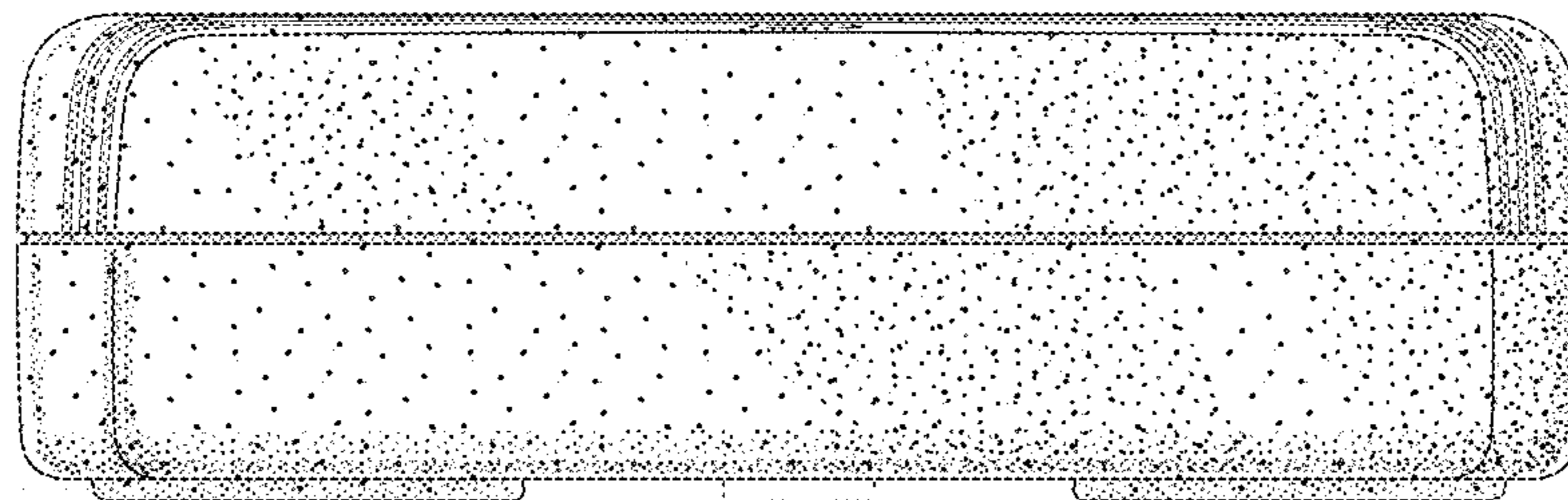


Fig. 6