



US00D727761S

(12) **United States Design Patent**
Abe et al.

(10) **Patent No.:** **US D727,761 S**
(45) **Date of Patent:** **** Apr. 28, 2015**

(54) **IN-VEHICLE RADAR WITH CAMERA**

(71) Applicant: **Honda Elesys Co., Ltd.**, Yokohama-shi,
Kanagawa-ken (JP)

(72) Inventors: **Akira Abe**, Yokohama (JP); **Takayuki Kobayashi**, Yokohama (JP)

(73) Assignee: **Honda Elesys Co., Ltd.**, Yokohama-Shi (JP)

(**) Term: **14 Years**

(21) Appl. No.: **29/477,037**

(22) Filed: **Dec. 19, 2013**

(51) **LOC (10) Cl.** **10-04**

(52) **U.S. Cl.**
USPC **D10/80; D16/208**

(58) **Field of Classification Search**

CPC G03B 15/03; G03B 17/02; G03B 17/04;
G03B 17/48; G03B 17/56; G03B 19/04;
G08G 1/0175; H04N 5/2251; H04N 5/2252;
H04N 5/2253; H04N 5/2254; H04N 2101/00
USPC D10/65, 70, 80, 140.1, 121;
D16/200–204, 208, 218, 219;
340/932.2, 933, 937; 348/143, 148,
348/151, 373–376; 396/427, 428, 537–541
See application file for complete search history.

(56) **References Cited**

U.S. PATENT DOCUMENTS

D258,728 S * 3/1981 Natinsky D10/104.1
5,428,353 A * 6/1995 Bird 340/933
D363,299 S * 10/1995 Nomura D16/202
D416,032 S * 11/1999 Bakshi D16/203
D416,033 S * 11/1999 Kitera D16/203
D433,046 S * 10/2000 Hall et al. D16/202
D484,160 S * 12/2003 Kangasmaa D16/203

D643,452 S * 8/2011 Alm et al. D16/200
D676,345 S * 2/2013 Sterling et al. D10/104.1
8,400,560 B1 * 3/2013 Yang 348/373
8,405,726 B2 3/2013 Schofield et al.
2007/0132610 A1 * 6/2007 Guernalec et al. 340/932.2
2012/0113258 A1 * 5/2012 Fiess et al. 348/148
2012/0327234 A1 * 12/2012 Fish et al. 348/148

FOREIGN PATENT DOCUMENTS

JP D1426200 9/2011

* cited by examiner

Primary Examiner — Adir Aronovich

Assistant Examiner — Ramzi Almatrahi

(74) *Attorney, Agent, or Firm* — Rankin, Hill & Clark LLP

(57) **CLAIM**

We claim the ornamental design for an in-vehicle radar with camera, as shown and described.

DESCRIPTION

FIG. 1 is a top-left perspective view of an in-vehicle radar with camera.

FIG. 2 is a bottom-left perspective view of the in-vehicle radar with camera.

FIG. 3 is a front elevation view thereof.

FIG. 4 is a rear elevation view thereof.

FIG. 5 is a left side elevation view thereof.

FIG. 6 is a right side elevation view thereof.

FIG. 7 is a top plan view thereof; and,

FIG. 8 is a bottom plan view thereof.

The in-vehicle radar with camera is used by being mounted, for example, on a windshield of an automobile. The in-vehicle radar with camera irradiates an object outside the automobile with a radar beam, receives a radar reflection beam from the object, and takes a picture of the object outside the automobile by the camera.

1 Claim, 6 Drawing Sheets

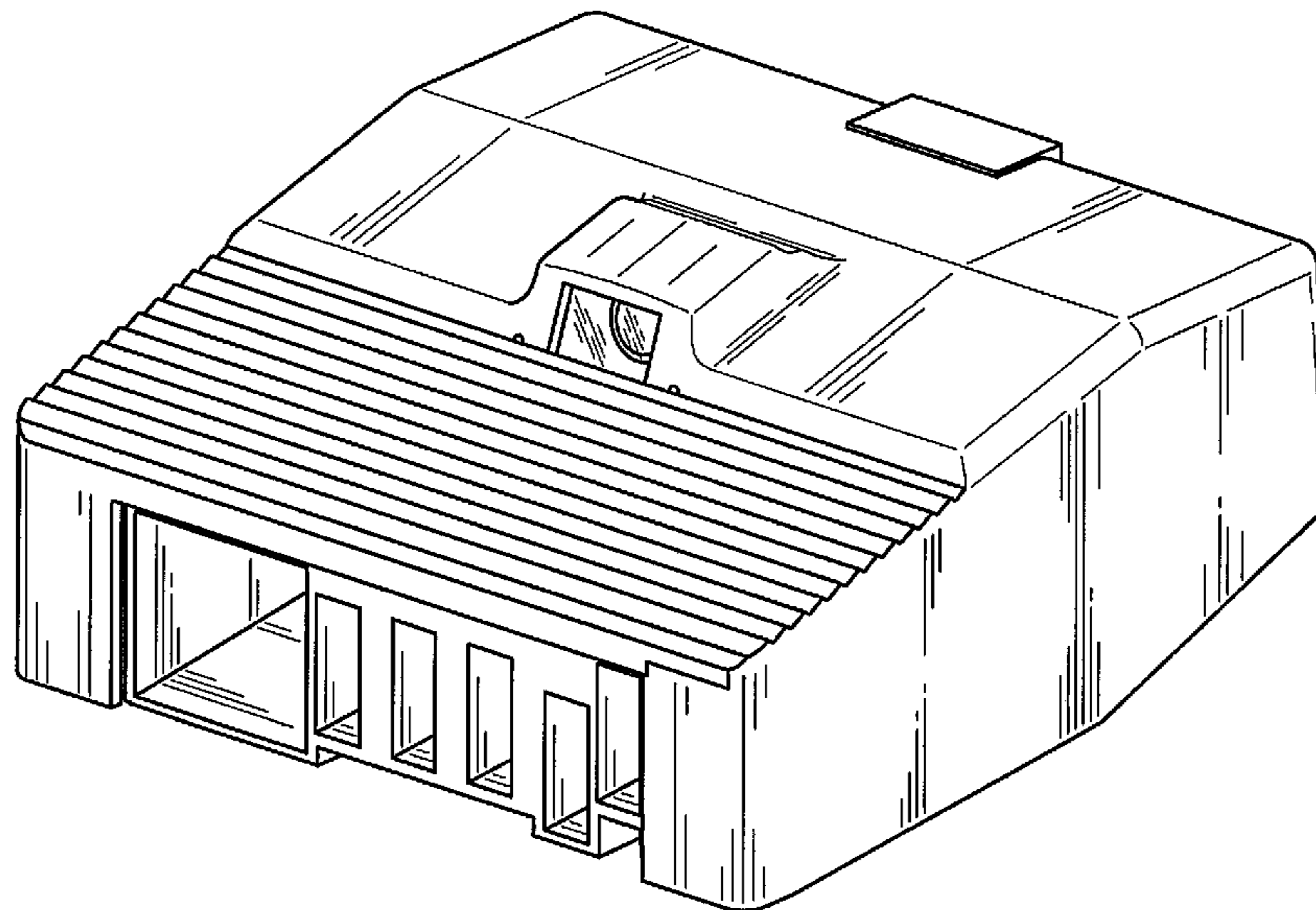


FIG. 1

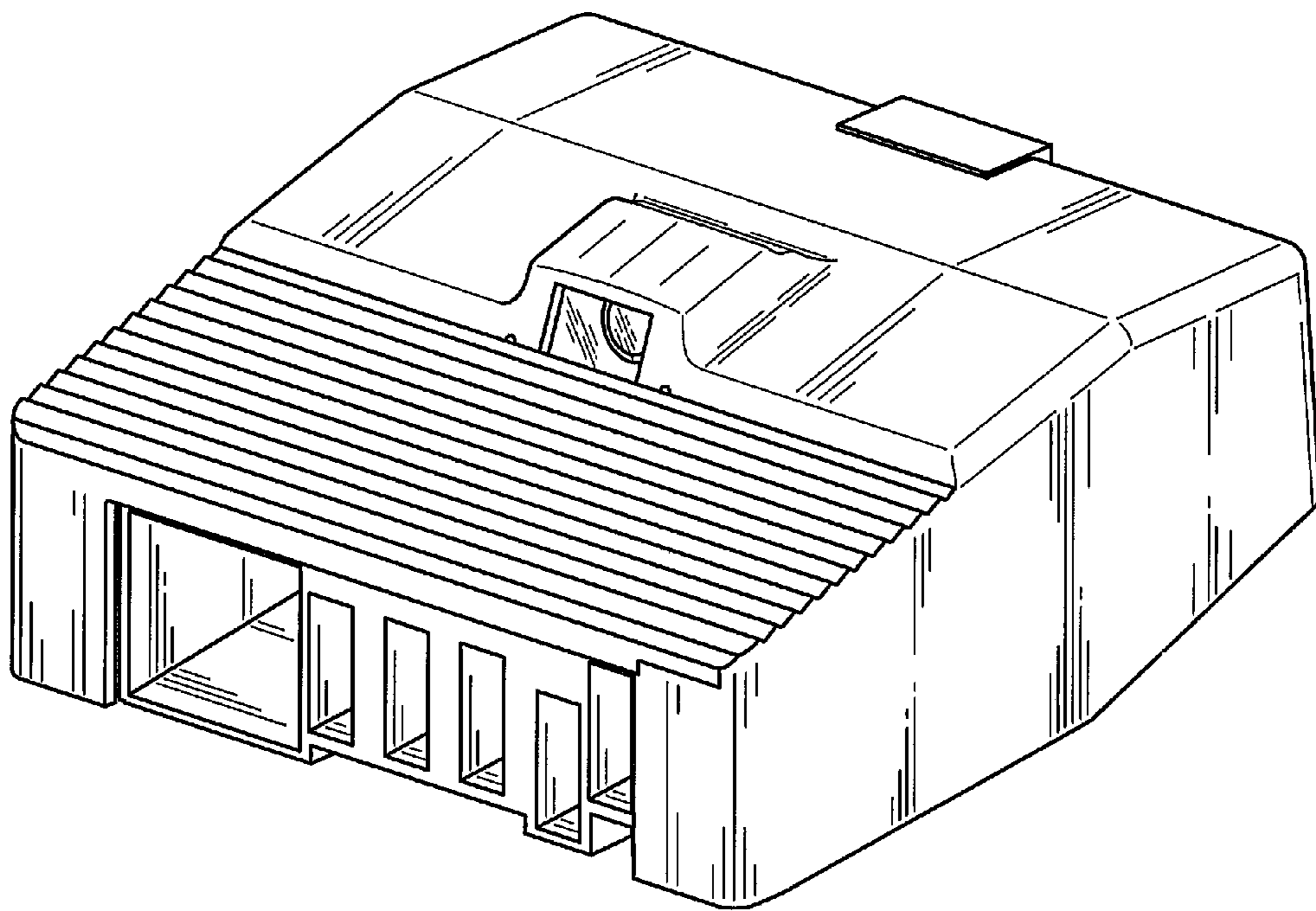


FIG.2

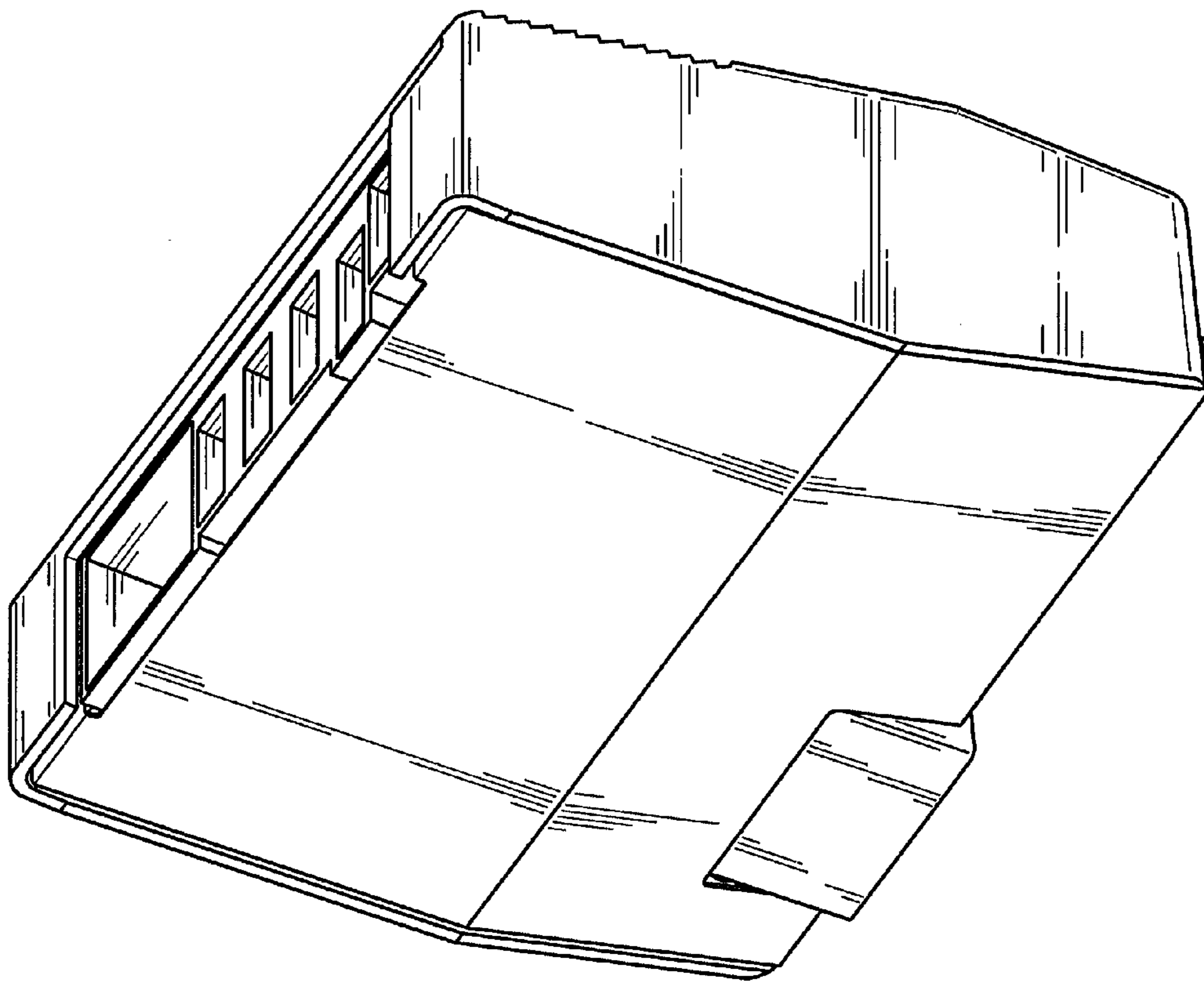


FIG.3




FIG.4

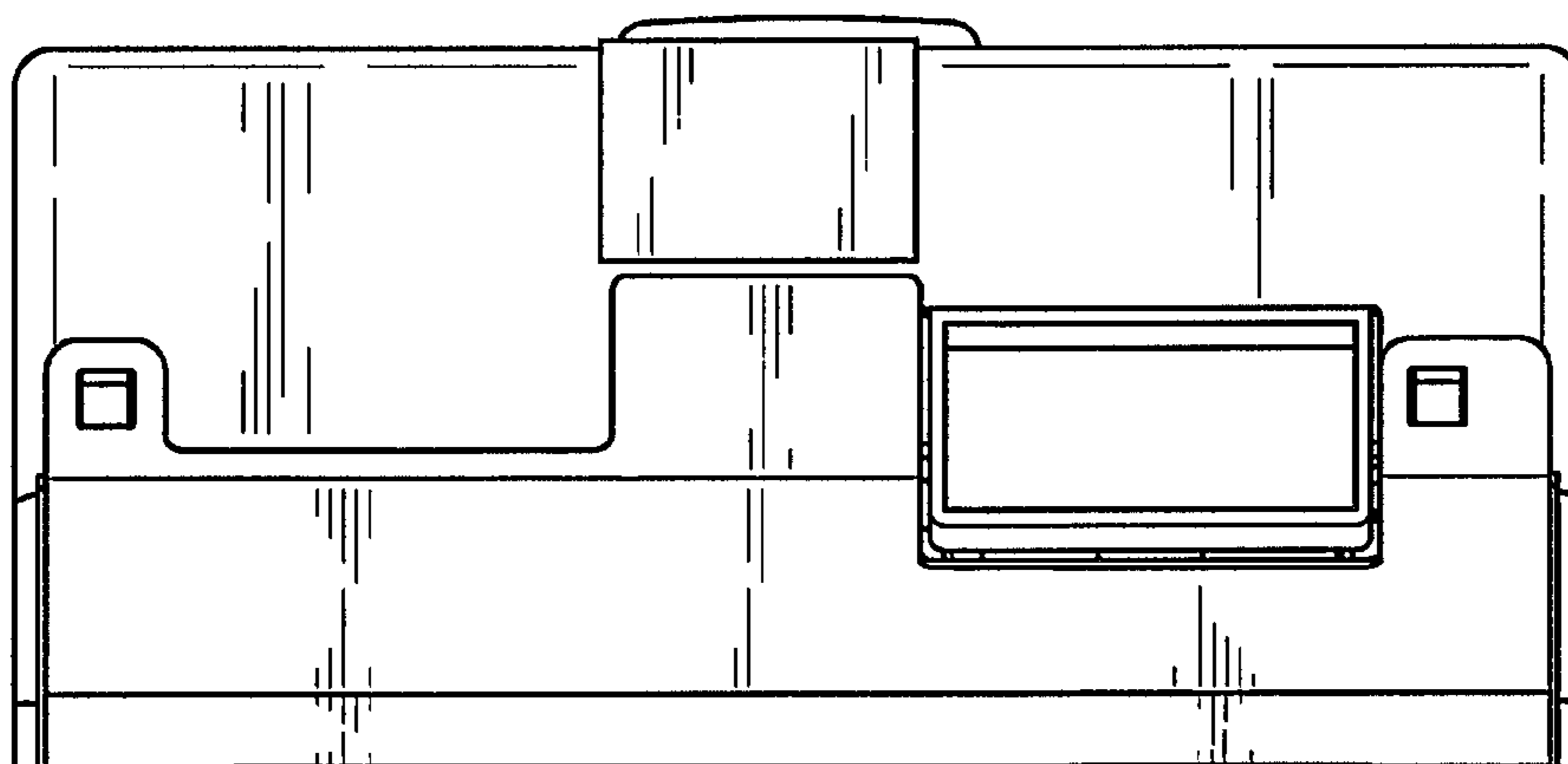


FIG.5

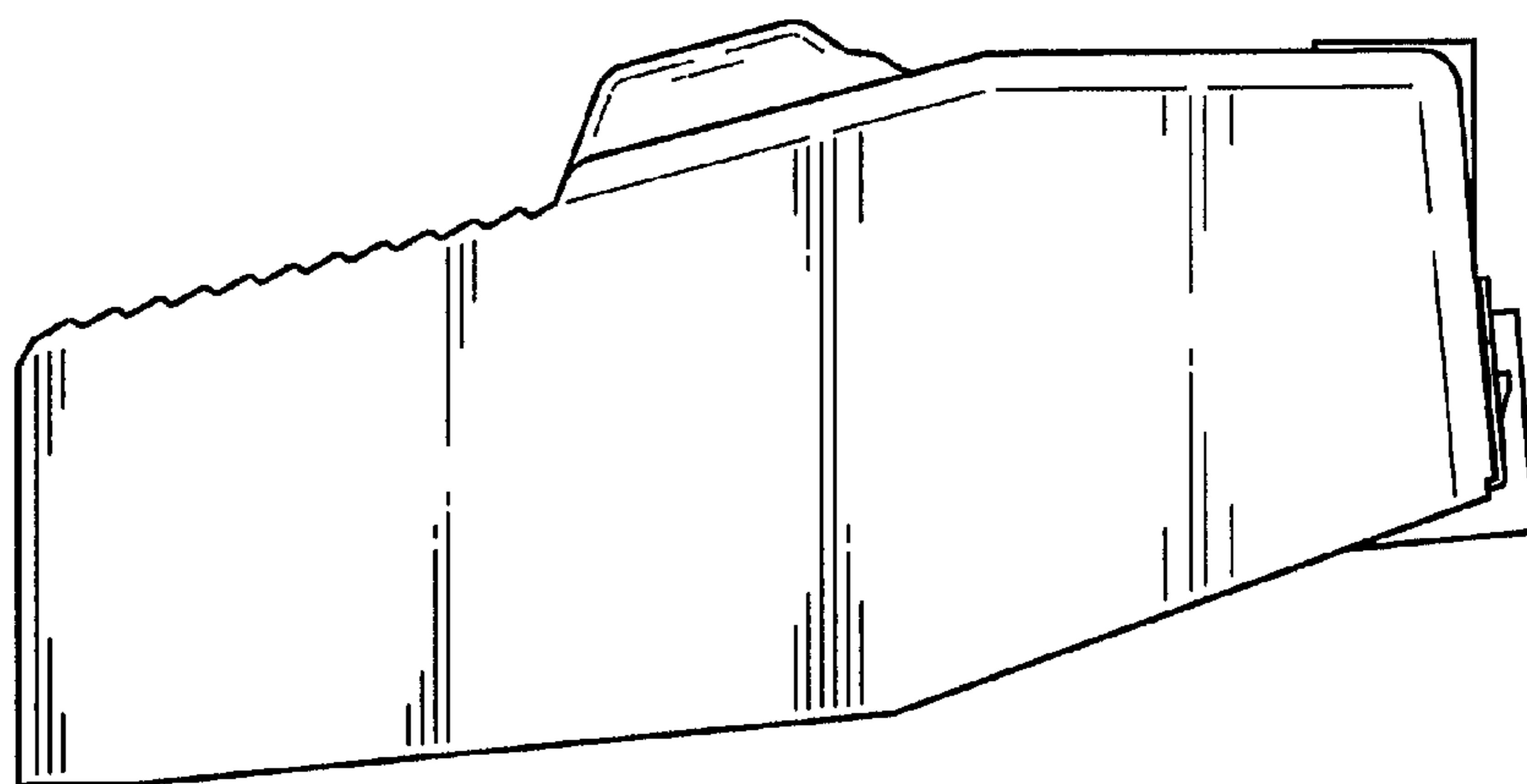


FIG.6

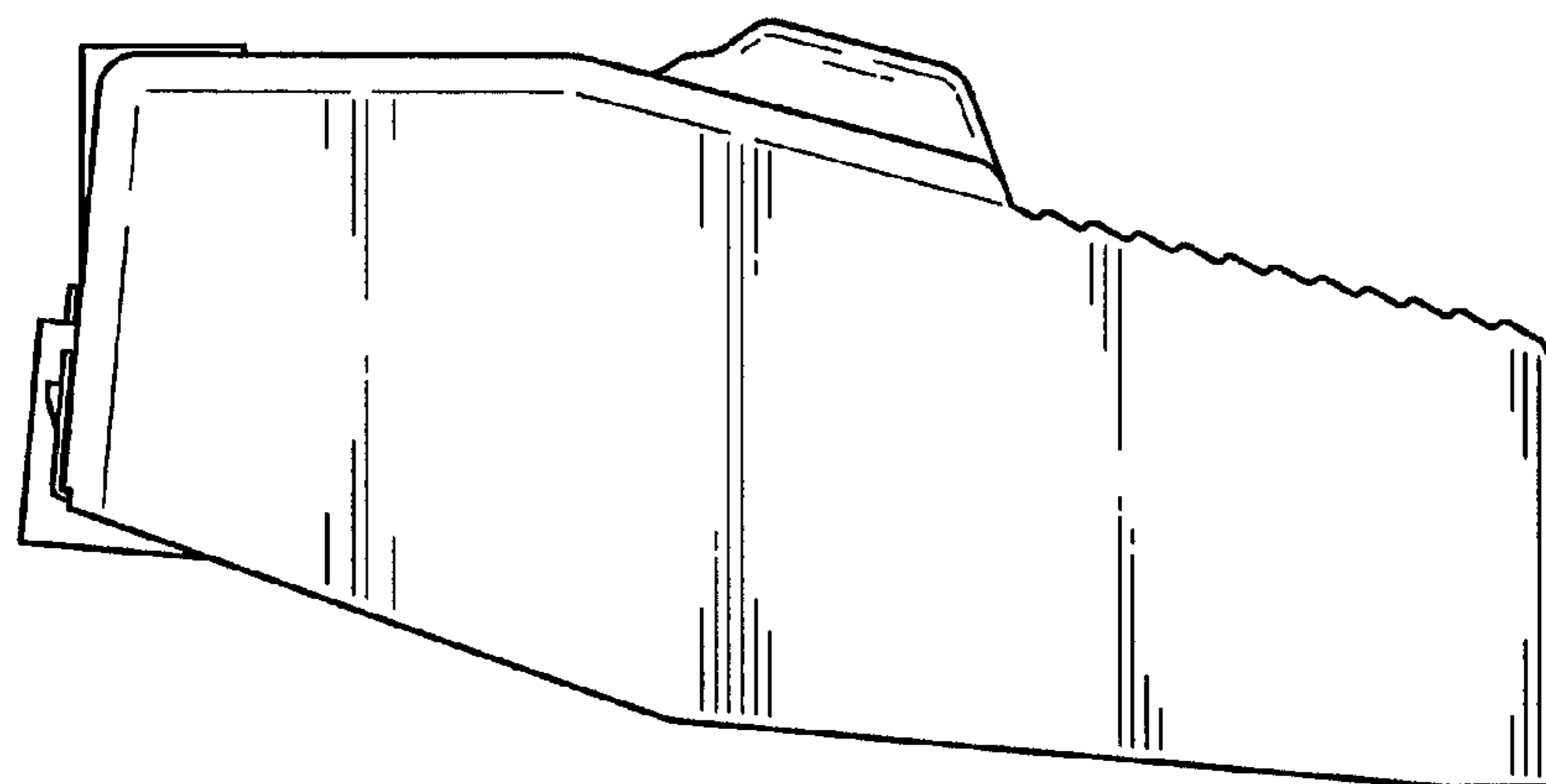


FIG. 7

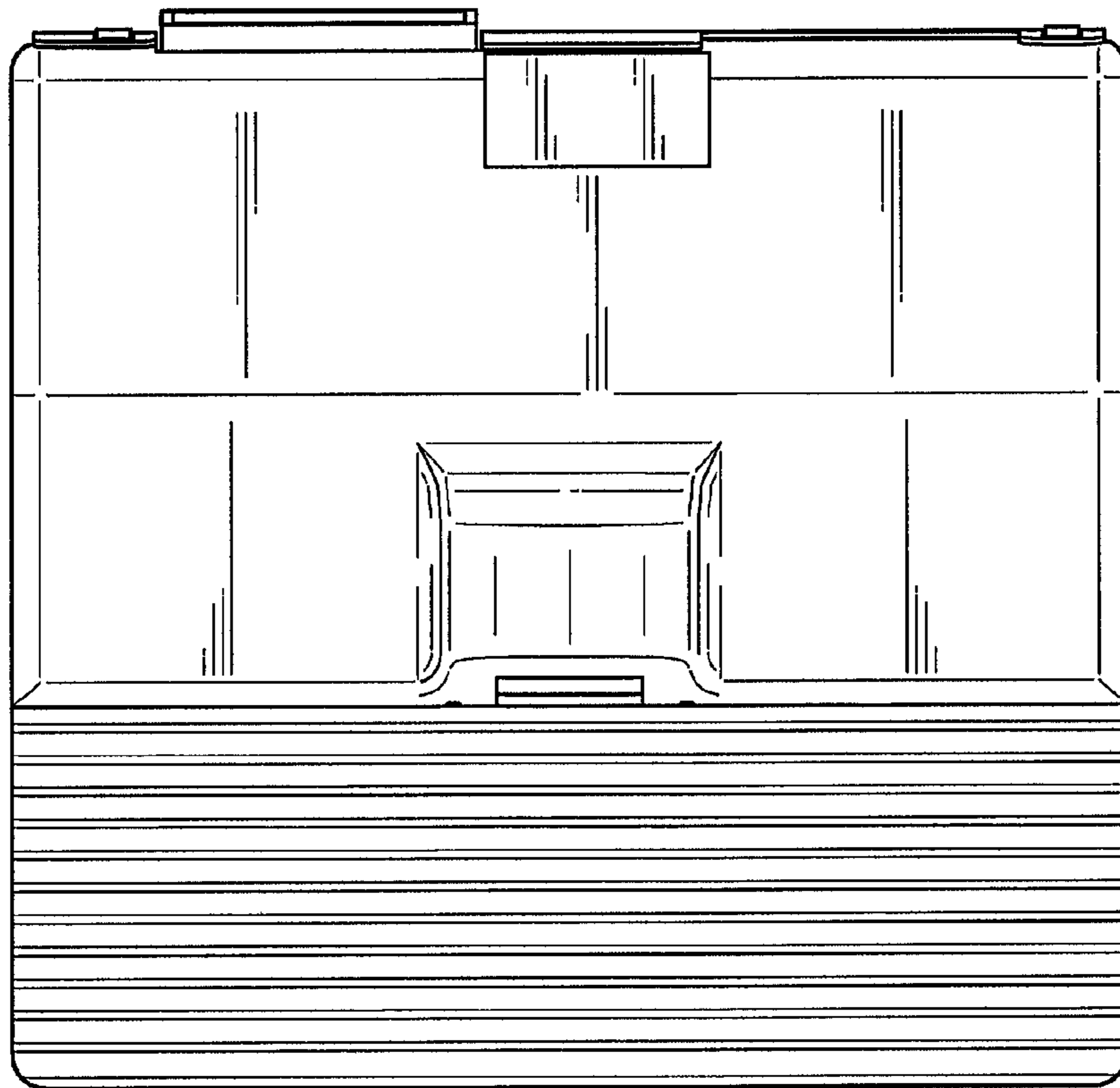


FIG.8

