



US00D727752S

(12) **United States Design Patent**
Laucella

(10) **Patent No.:** **US D727,752 S**
(45) **Date of Patent:** **** Apr. 28, 2015**

(54) **WATCH**
(71) Applicant: **Montres Breguet SA, L'Abbaye (CH)**
(72) Inventor: **Vincent Laucella, Le Brassus (CH)**
(73) Assignee: **Montres Breguet SA, L'Abbaye (CH)**
(**) Term: **14 Years**

D583,697 S *	12/2008	Tripet	D10/126
D593,880 S *	6/2009	Laucella	D10/39
D615,883 S *	5/2010	Laucella	D10/39
D629,312 S *	12/2010	Laucella	D10/39
D638,724 S *	5/2011	Laucella	D10/39
D650,711 S *	12/2011	Laucella	D10/39
D659,555 S *	5/2012	Jamin	D10/32
D669,372 S *	10/2012	Laucella	D10/39
2003/0189875 A1 *	10/2003	Wilmouth	368/17
2009/0274010 A1 *	11/2009	Vuilleumier et al.	368/18
2013/0336096 A1 *	12/2013	Grossenbacher et al.	368/15

(21) Appl. No.: **29/500,043**

(22) Filed: **Aug. 21, 2014**

(30) **Foreign Application Priority Data**

Feb. 21, 2014 (WO) DM/082 911

(51) **LOC (10) Cl.** **10-02**

(52) **U.S. Cl.**
USPC **D10/39; D10/35**

(58) **Field of Classification Search**
CPC G04B 37/00; G04B 47/04; G04B 45/0076;
G04B 19/16; G04B 19/06; G04B 19/085
USPC D10/30-39, 122-132; 368/276, 282,
368/281, 285, 223, 228, 232, 15-18
See application file for complete search history.

(56) **References Cited**

U.S. PATENT DOCUMENTS

309,257 A *	12/1884	Seem	368/18
508,467 A *	11/1893	Clark	368/18
1,126,214 A *	1/1915	Herschede	368/18
4,766,579 A *	8/1988	Sporning	368/190
D481,642 S *	11/2003	Journe	D10/126
D508,653 S *	8/2005	Roden	D10/32
D552,490 S *	10/2007	Laucella	D10/31
D561,050 S *	2/2008	Laucella	D10/39
D572,607 S *	7/2008	Emch Ducommun	D10/32
D576,891 S *	9/2008	Tripet	D10/33

OTHER PUBLICATIONS

Wristwatch Annual, the Catalog of Producers, Prices, Models, and Specifications, 2008, p. 139, Breguet Reine de Naples watch, reference No. 8909 BB VD J29DDD0. Watch Digest.*

* cited by examiner

Primary Examiner — Lucy Lieberman

(74) *Attorney, Agent, or Firm* — Donald J. Ranft; Kristen A. Mogavero; Collen IP

(57) **CLAIM**

I claim the ornamental design for a watch, as shown.

DESCRIPTION

FIG. 1 is a front right perspective view of a watch showing my new design;
FIG. 2 is a rear left perspective view thereof;
FIG. 3 is a front view thereof;
FIG. 4 is a rear view thereof;
FIG. 5 is a left side view thereof;
FIG. 6 is a right side view thereof;
FIG. 7 is a top view thereof;
FIG. 8 is a bottom view thereof;
FIG. 9 is a front left perspective view thereof; and,
FIG. 10 is a rear right perspective view thereof.

1 Claim, 8 Drawing Sheets



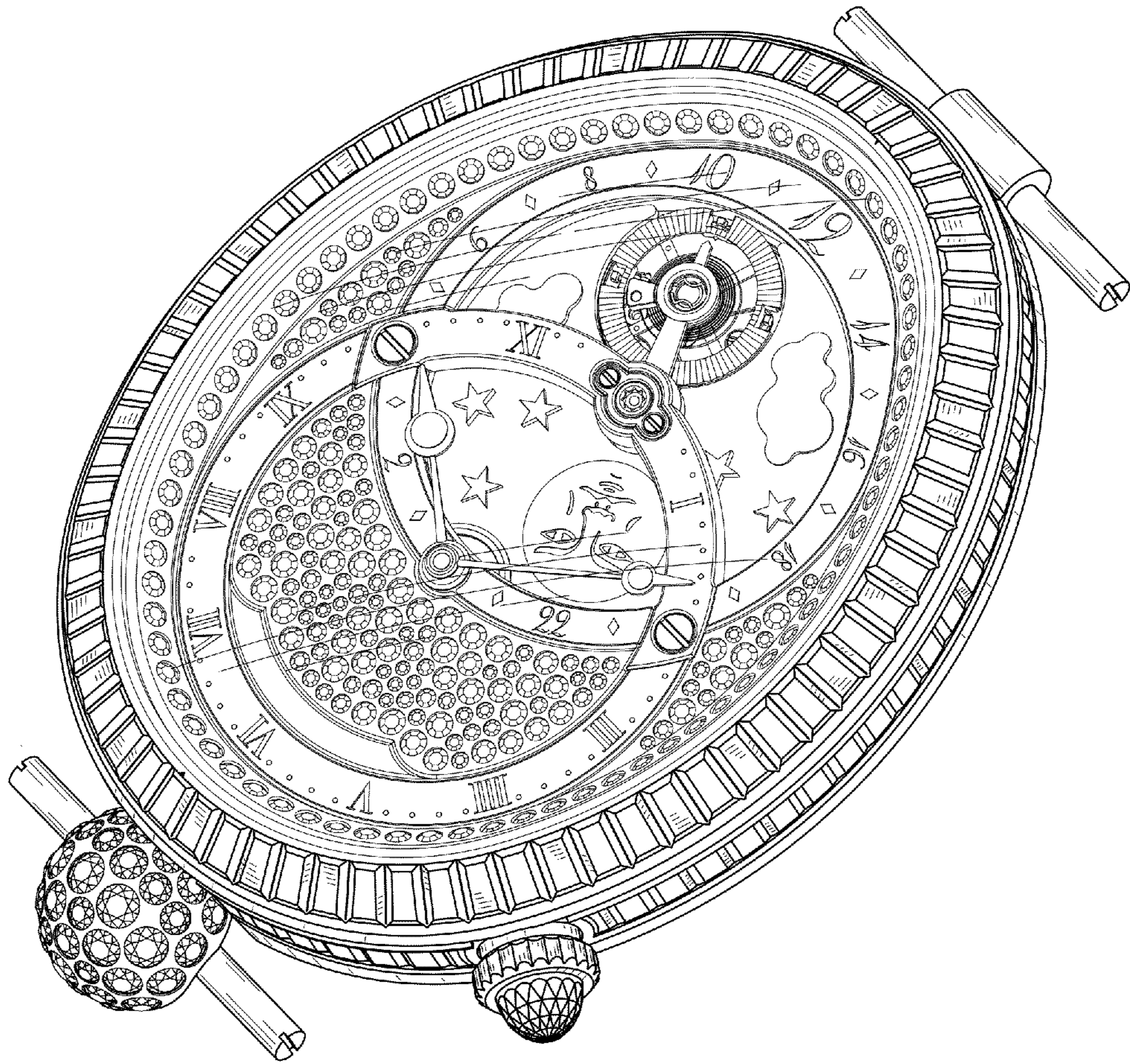


FIG. 1

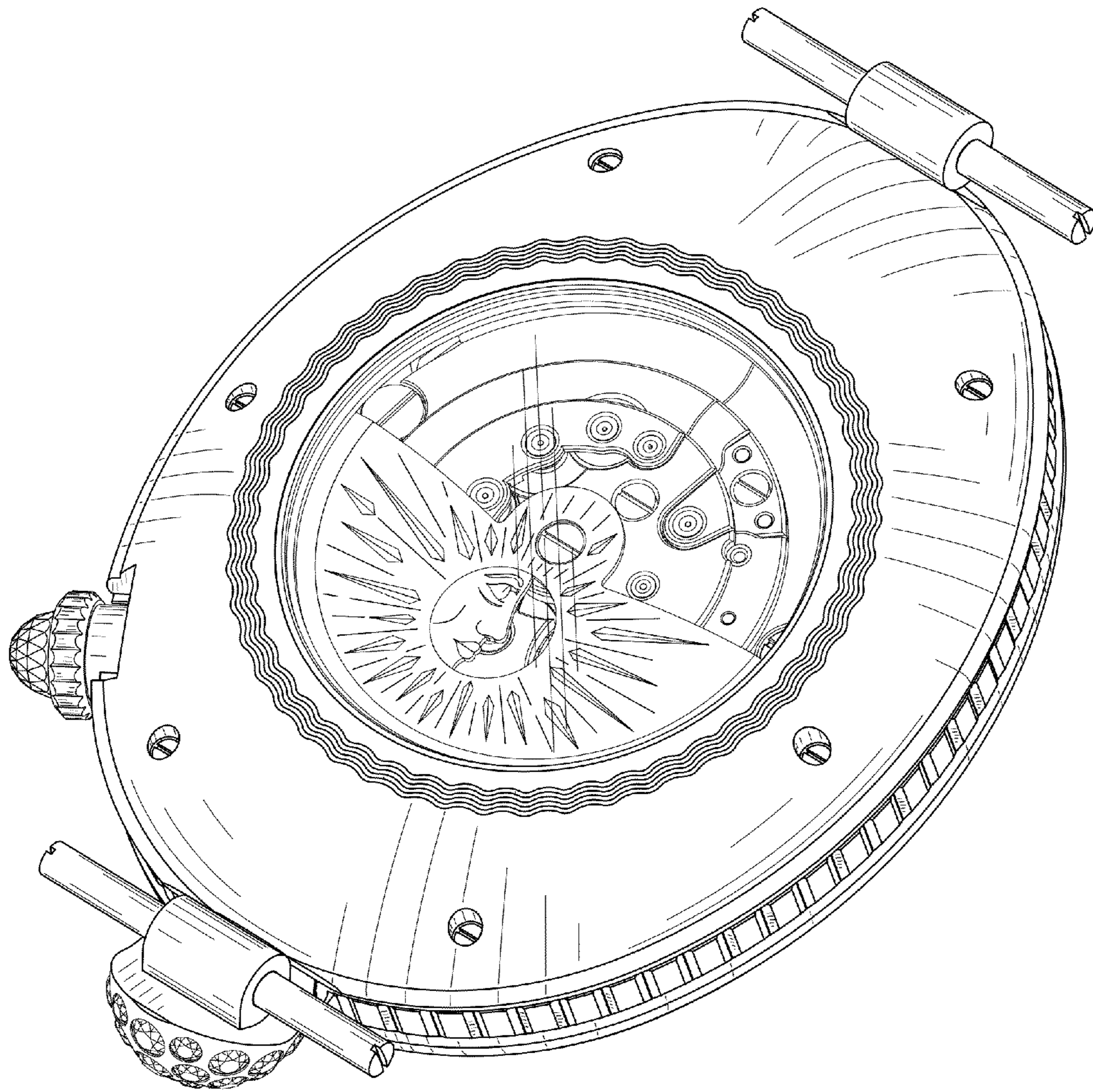


FIG. 2




FIG. 3




FIG. 4




FIG. 5

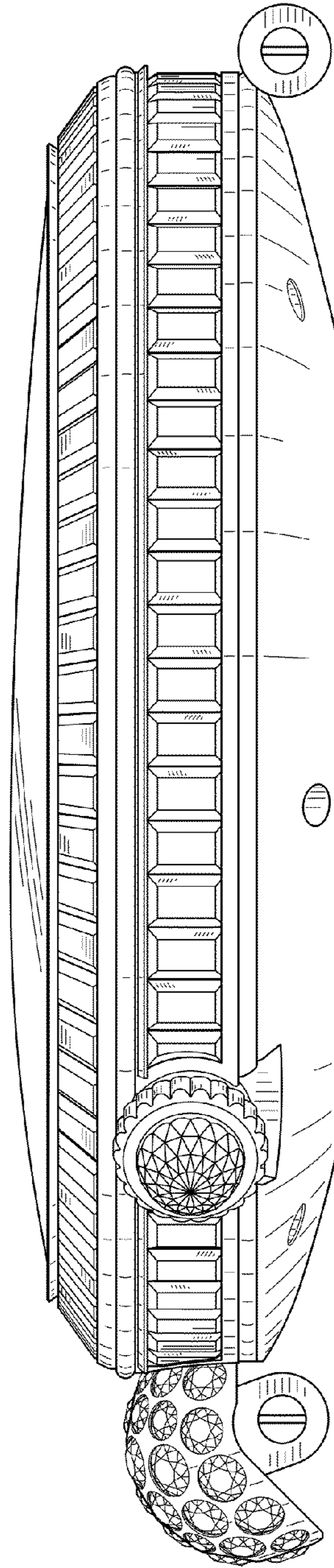


FIG. 6

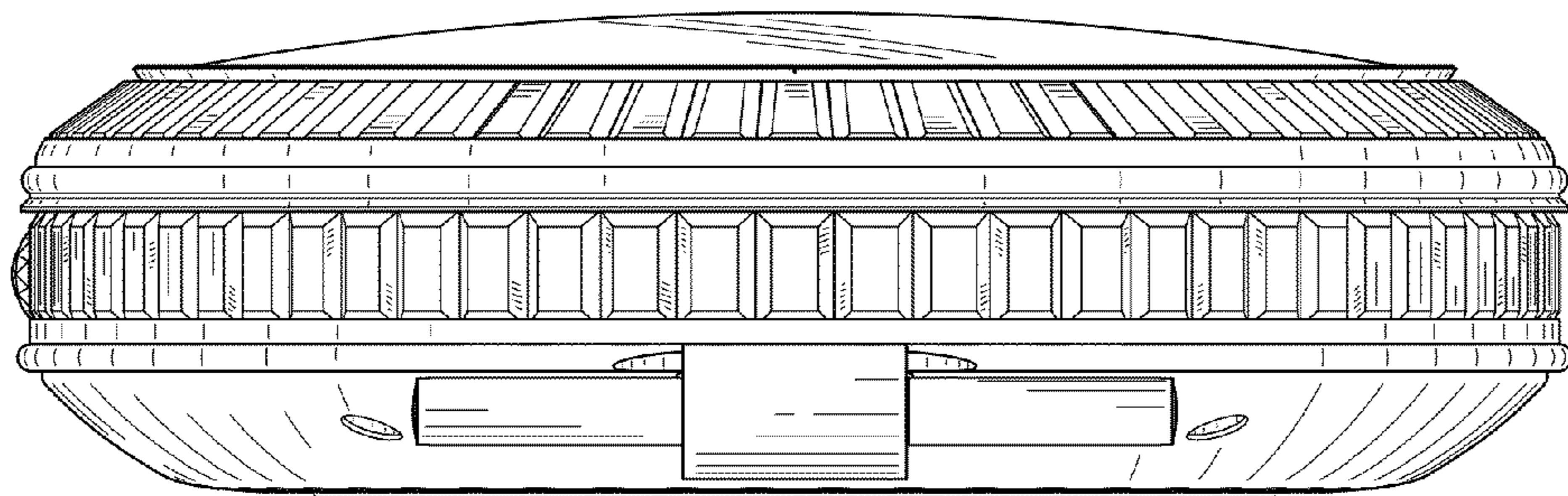


FIG. 7

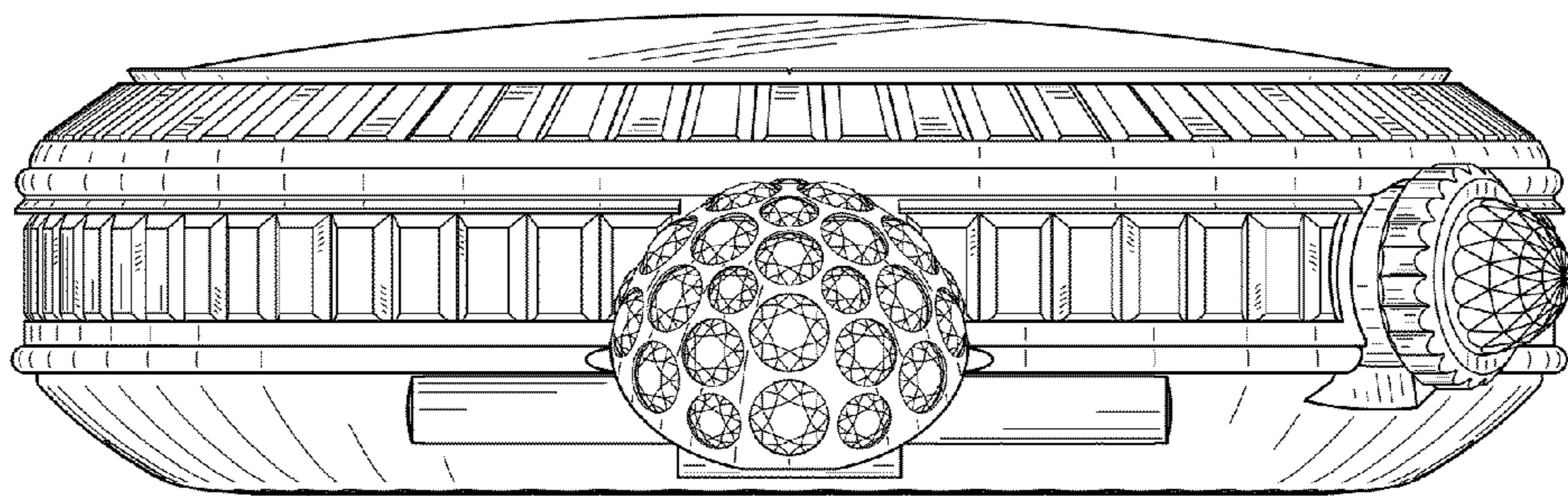


FIG. 8

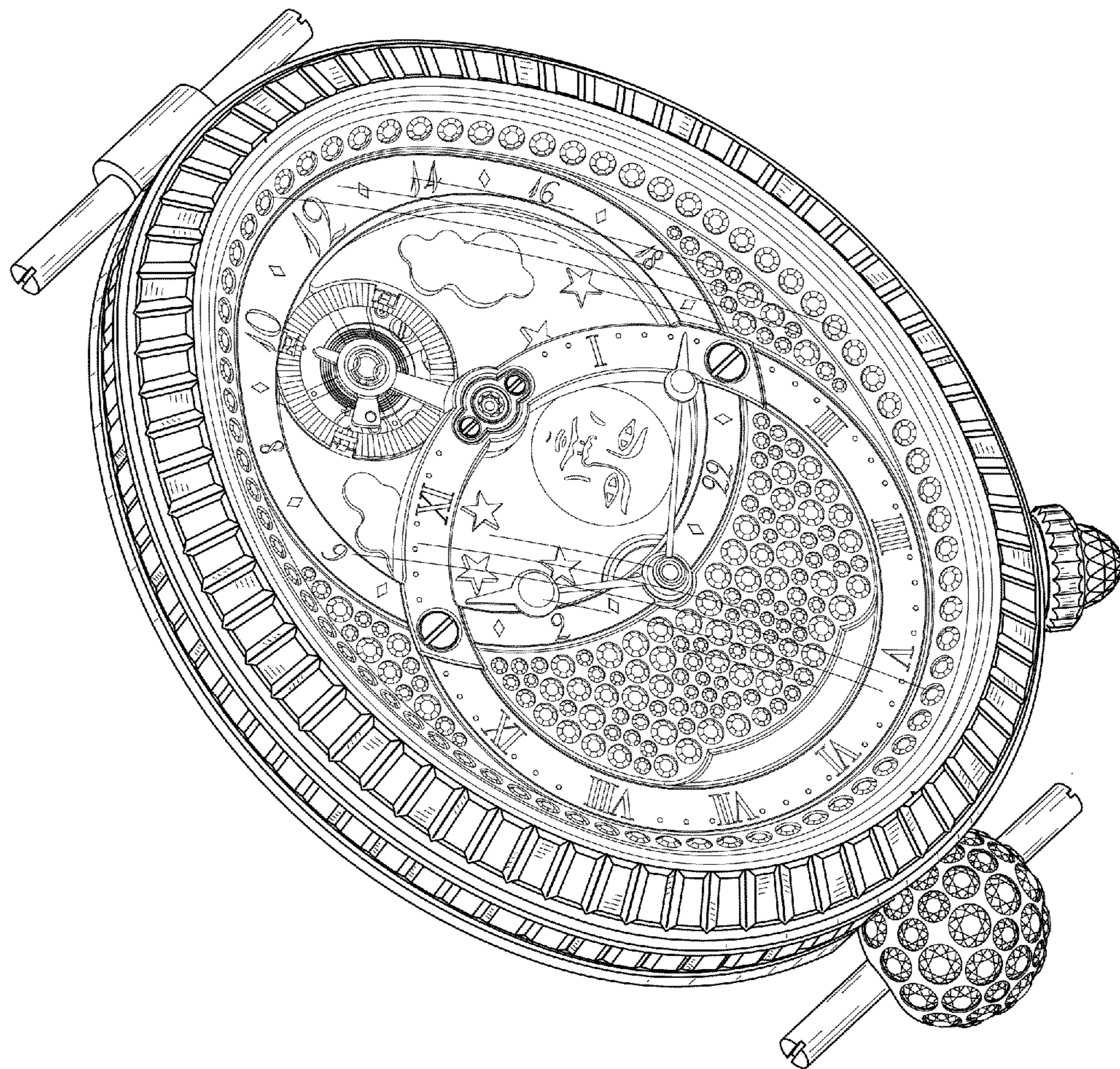


FIG. 9

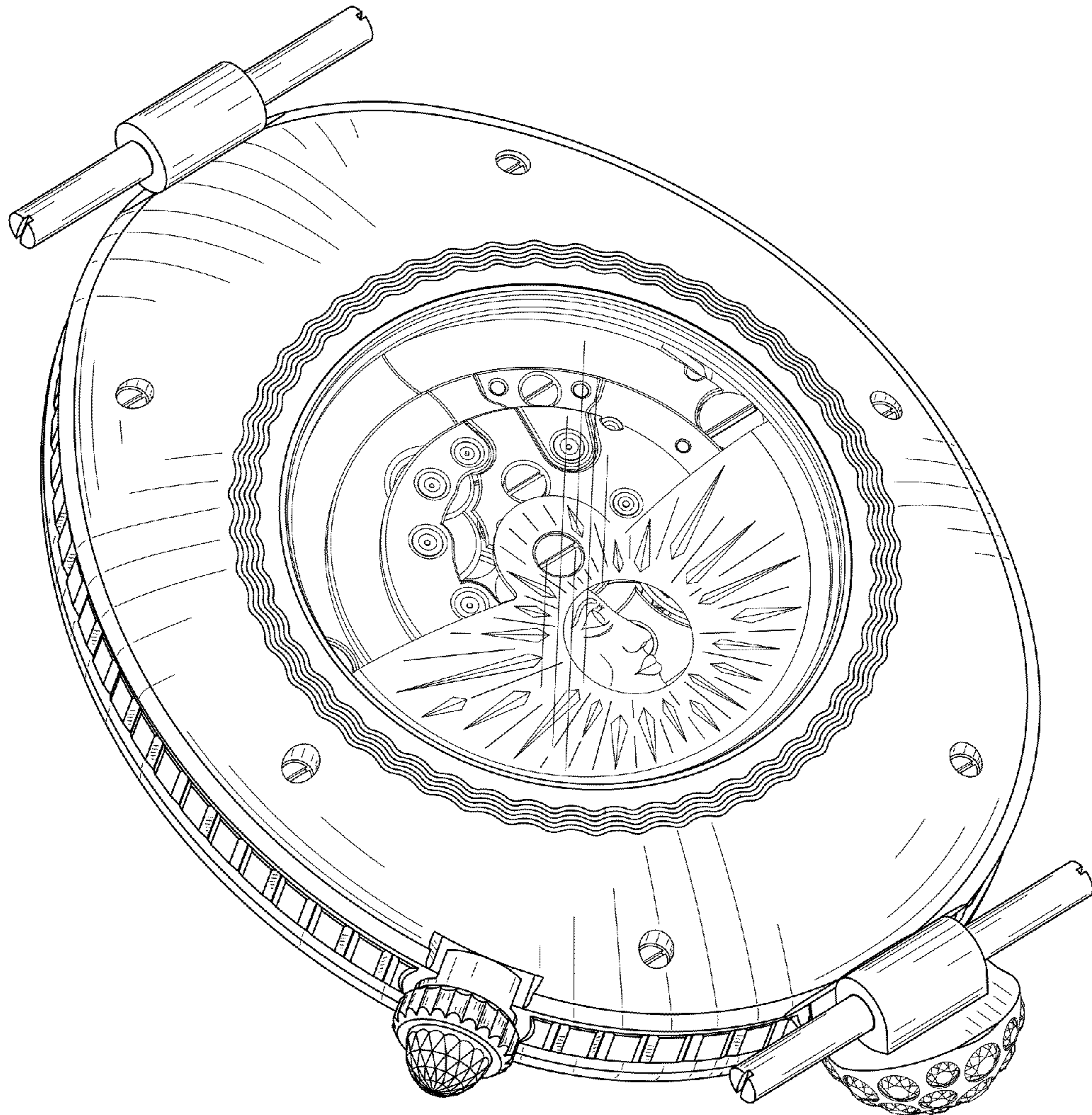


FIG. 10