



US00D727739S

(12) **United States Design Patent**
Bartolozzi

(10) **Patent No.:** **US D727,739 S**

(45) **Date of Patent:** **** Apr. 28, 2015**

(54) **BOTTLE**

(71) Applicant: **Vetruria S.R.L.**, Montelupo Fiorentino (IT)

(72) Inventor: **Giovanni Bartolozzi**, Montelupo Fiorentino (IT)

(73) Assignee: **Vetruria S.R.L.**, Montelupo Fiorentino (FI) (IT)

(**) Term: **14 Years**

(21) Appl. No.: **29/455,053**

(22) Filed: **May 16, 2013**

(30) **Foreign Application Priority Data**

Nov. 23, 2012 (EM) 002141325-0001

(51) **LOC (10) CL.** **09-01**

(52) **U.S. CL.**
USPC **D9/545**; D9/517; D9/681

(58) **Field of Classification Search**
CPC B65D 1/00; B65D 1/02; B65D 1/0223;
B65D 23/00
USPC D9/500, 503–505, 516, 530, 537,
D9/544–545, 549, 558, 682, 686, 688–691,
D9/501–502, 517, 600, 681; D7/598;
D11/146, 149; D26/9, 10, 16, 22;
215/379, 382; 220/660, 662, 669–673,
220/675

See application file for complete search history.

(56) **References Cited**

U.S. PATENT DOCUMENTS

D29,493	S	*	10/1898	Burnett	D9/500
D93,326	S	*	9/1934	Bertocchini	D9/681
D117,983	S	*	12/1939	Smith, Jr.	D9/502
D124,865	S	*	1/1941	McLaughlin	D9/681
D163,105	S	*	5/1951	Ellena	D9/633
D213,259	S	*	1/1969	Knowles	D9/681
D214,304	S	*	6/1969	Northgrave et al.	D9/681
D216,088	S	*	11/1969	Lawton	D9/501
D216,090	S	*	11/1969	Lawton	D9/501
D216,623	S	*	2/1970	Lawton	D9/681
D371,969	S	*	7/1996	Cabo et al.	D9/548
D384,887	S	*	10/1997	Rafflin	D9/500
D407,981	S	*	4/1999	Bartolozzi	D9/681
D529,805	S	*	10/2006	Cadena	D9/500
D640,560	S	*	6/2011	Snyder	D9/500
D671,030	S	*	11/2012	Missoni	D11/146
D683,220	S	*	5/2013	Rodriguez	D9/500

FOREIGN PATENT DOCUMENTS

WO	DM/056225	*	1/2001
WO	DM/056098	*	5/2001
WO	DM/058012	*	11/2001

* cited by examiner

Primary Examiner — Ian Simmons

Assistant Examiner — Dana L Meyrow

(74) *Attorney, Agent, or Firm* — McGlew and Tuttle, P.C.



(57) **CLAIM**

The ornamental design for bottle, as shown and described.

DESCRIPTION

FIG. 1 is a front view of the design;
FIG. 2 is a perspective view of the design;
FIG. 3 is a top view of the design; and,
FIG. 4 is a detailed view.

1 Claim, 4 Drawing Sheets






Fig. 1




Fig. 2




FIG. 3

