



US00D727735S

(12) **United States Design Patent**
Klarin

(10) **Patent No.:** **US D727,735 S**
(45) **Date of Patent:** **** Apr. 28, 2015**

(54) **BOTTLE**

(71) Applicant: **The Absolut Company Aktiebolag,**
Stockholm (SE)

(72) Inventor: **Jesper Klarin,** Hagersten (SE)

(73) Assignee: **The Absolut Company Aktiebolag,**
Stockholm (SE)

(**) Term: **14 Years**

(21) Appl. No.: **29/469,997**

(22) Filed: **Oct. 16, 2013**

(30) **Foreign Application Priority Data**

Apr. 19, 2013 (EM) 002223750

(51) **LOC (10) Cl.** **09-01**

(52) **U.S. Cl.**
USPC **D9/500**

(58) **Field of Classification Search**

CPC B65D 1/00; B65D 1/02; B65D 1/0223;
B65D 1/40; B65D 23/00; B65D 23/12;
B65D 23/14; B65D 2203/00; B65D 2203/02;
B65D 2501/0009
USPC D9/414, 434, 457, 500, 502-505, 516,
D9/544-545, 549, 551-553, 571, 682, 686,
D9/688-691; D7/300, 300.1, 598;
D14/485, 488-489; D20/11, 22, 27,
D20/42; 215/379, 381-382; 220/660, 669,
220/675; 206/457

See application file for complete search history.

(56) **References Cited**

U.S. PATENT DOCUMENTS

D70,792 S * 8/1926 Guerin D9/505
2,072,853 A * 3/1937 Baxter 215/247
2,498,074 A * 2/1950 Feldman 264/55
D353,324 S 12/1994 Rice

D375,559 S * 11/1996 Baxter D24/224
D452,442 S * 12/2001 Bowen D9/503
D470,057 S * 2/2003 Bowen D9/551
D643,736 S * 8/2011 Lagerqvist D9/550
D678,068 S * 3/2013 Huang D9/500
D679,600 S 4/2013 Gonzalez Rodriguez
D682,697 S 5/2013 Gonzalez Rodriguez
D691,475 S 10/2013 Potts
D710,708 S * 8/2014 Gebhardt D9/661

FOREIGN PATENT DOCUMENTS

WO DM/080890 * 4/2013
WO DM/052137 * 8/2013

(Continued)

Primary Examiner — Ian Simmons

Assistant Examiner — Dana L Meyrow

(74) *Attorney, Agent, or Firm* — Knobbe, Martens, Olson &
Bear LLP

(57) **CLAIM**

The ornamental design for a bottle, as shown and described.

DESCRIPTION

The file of this patent contains at least one drawing executed in color. Copies of this patent with color drawings will be provided by the Office upon request and payment of the necessary fee.

FIG. 1 is a front elevational view of a bottle showing my new design.

FIG. 2 is left side elevational view thereof

FIG. 3 is a rear elevational view thereof.


FIG. 4 is a right side elevational view thereof.

FIG. 5 is a top plan view thereof; and,

FIG. 6 is a bottom plan view thereof.

The evenly-dashed broken lines in the drawings illustrate the portions of the design that form no part of the claim. The dot-dot-dash broken lines in the drawings define the bounds of the claim and form no part thereof.

1 Claim, 5 Drawing Sheets
(4 of 5 Drawing Sheet(s) Filed in Color)



(56)

References Cited

WO DM/082143 * 9/2013
WO DM/082146 * 10/2013

FOREIGN PATENT DOCUMENTS

WO DM/082141 * 9/2013

* cited by examiner




FIG. 1




FIG. 2




FIG. 3




FIG. 4

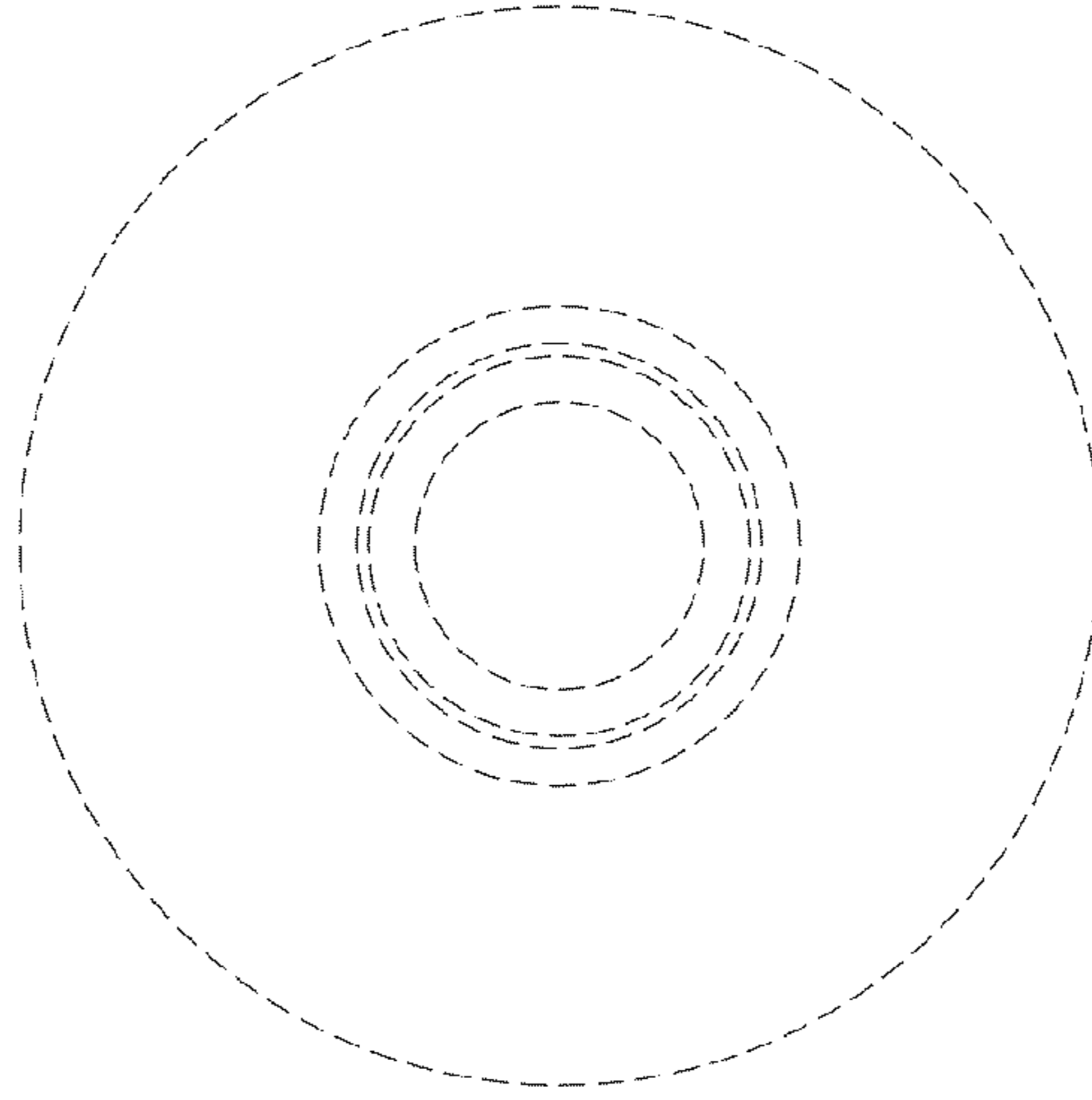


FIG. 5




FIG. 6