



US00D727708S

(12) **United States Design Patent**
Kokke

(10) **Patent No.:** **US D727,708 S**

(45) **Date of Patent:** **** Apr. 28, 2015**

(54) **SOCKET STAND**

OTHER PUBLICATIONS

(71) Applicant: **Henry J. Kokke**, Galesville, WI (US)

The BenPro™ Tools Socket Stand. Beneficial Products. Dec. 25, 2012 [online], [retrieved on Oct. 22, 2013]. Retrieved from the Internet <URL: <http://www.beneficial-products.com/products/details.php>>.*

(72) Inventor: **Henry J. Kokke**, Galesville, WI (US)

Dan Ward. Truckin Tough—S.O.S.—Socket Organization Shootout. Jun. 13, 2013 [online], [retrieved on Oct. 22, 2013]. Retrieved from the Internet <URL: http://www.truckinweb.com/editorial/1307_truckin_tough/>.*

(**) Term: **14 Years**

Triton Products. Magnetic Socket. Feb. 4, 2013 [online], [retrieved on Nov. 3, 2013]. Retrieved from the Internet <URL: <http://www.tritonproducts.com/magnetic-socket-storage/>>.*

(21) Appl. No.: **29/443,142**

(22) Filed: **Jan. 14, 2013**

(51) **LOC (10) Cl.** **08-05**

(52) **U.S. Cl.**

USPC **D8/71; D3/315**

(58) **Field of Classification Search**

USPC D3/273, 282, 284, 304–315, 901, 905;
D6/567; D8/17, 21–29, 71, 97, 107;
D9/415; D15/144.1; D24/230;
16/110.1; 81/60, 110.1, 121.1, 124.3,
81/124.6, 165–170, 176.1, 176.15, 176.2,
81/177.1, 177.2, 177.85, 186; 219/75,
219/121.16, 121.18, 227, 229

See application file for complete search history.

* cited by examiner

Primary Examiner — Philip S Hyder

Assistant Examiner — Darlington Ly

(57) **CLAIM**

The ornamental design for a socket stand, as shown and described.

(56) **References Cited**

DESCRIPTION

U.S. PATENT DOCUMENTS

1,712,473	A *	5/1929	McWethy	206/378
4,688,672	A *	8/1987	Pemberton	206/378
D352,219	S *	11/1994	Chow	D8/71
D355,554	S *	2/1995	Phelps	D6/567
5,573,116	A *	11/1996	Zink	206/378
5,743,394	A *	4/1998	Martin	206/378
D426,061	S *	6/2000	Naegele et al.	D3/313
6,168,018	B1 *	1/2001	Ramsey et al.	206/378
7,424,953	B2 *	9/2008	McCarty et al.	206/378
8,083,059	B1 *	12/2011	Wessel, IV	206/378
8,152,003	B1 *	4/2012	Kao	211/70.6
D683,965	S *	6/2013	Ou	D3/315
D685,581	S *	7/2013	Chen	D3/315

FIG. 1 is a perspective view of a socket stand showing my new design;

FIG. 2 is a front elevational view thereof;

FIG. 3 is a rear elevational view thereof;

FIG. 4 is a top plan view thereof;

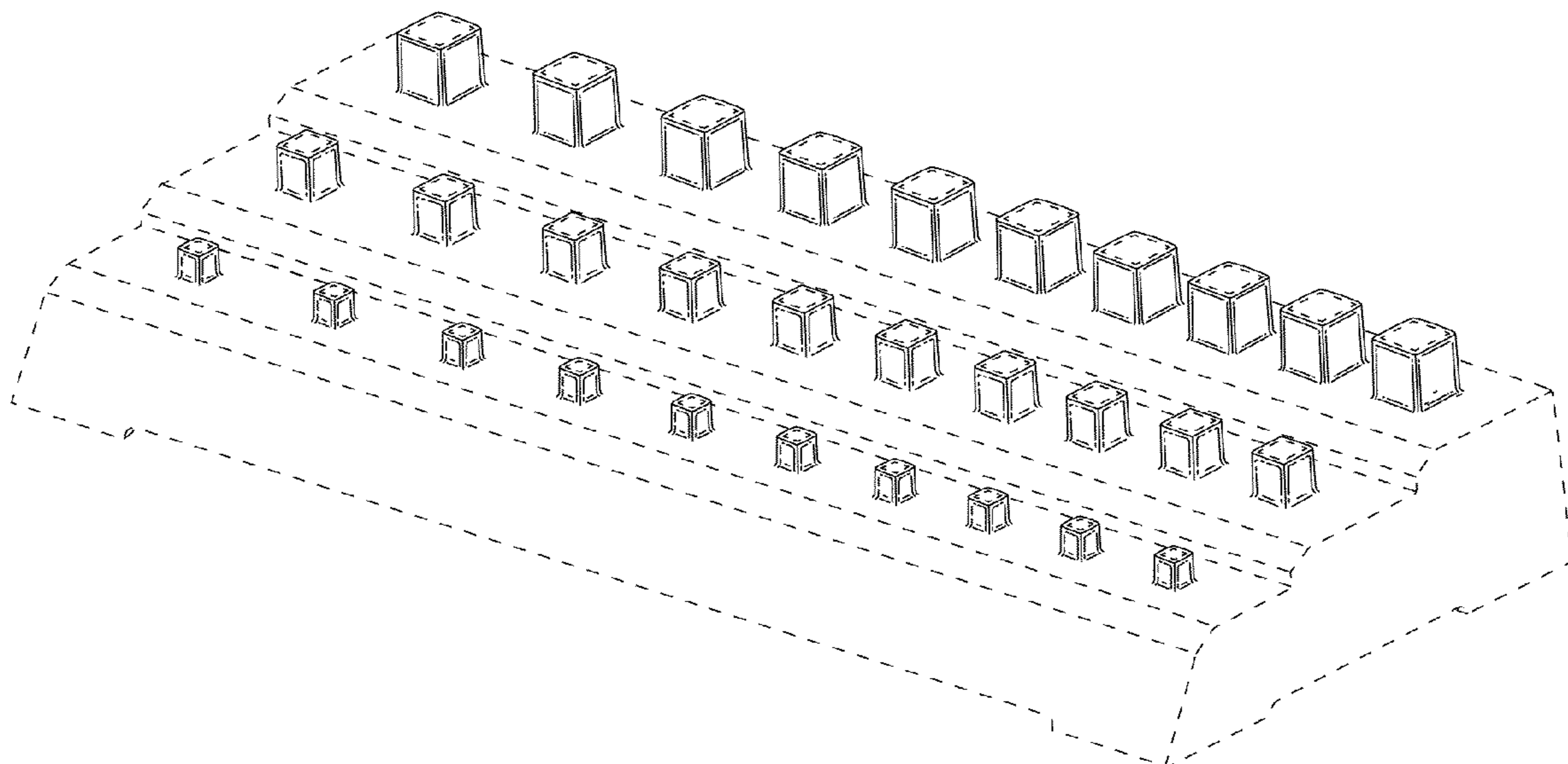
FIG. 5 is a bottom plan view thereof;

FIG. 6 is a right side elevational view thereof; and,

FIG. 7 is a left side elevational view thereof.

The broken lines shown in the drawings illustrate portions of the socket stand that form no part of claimed design.

1 Claim, 2 Drawing Sheets



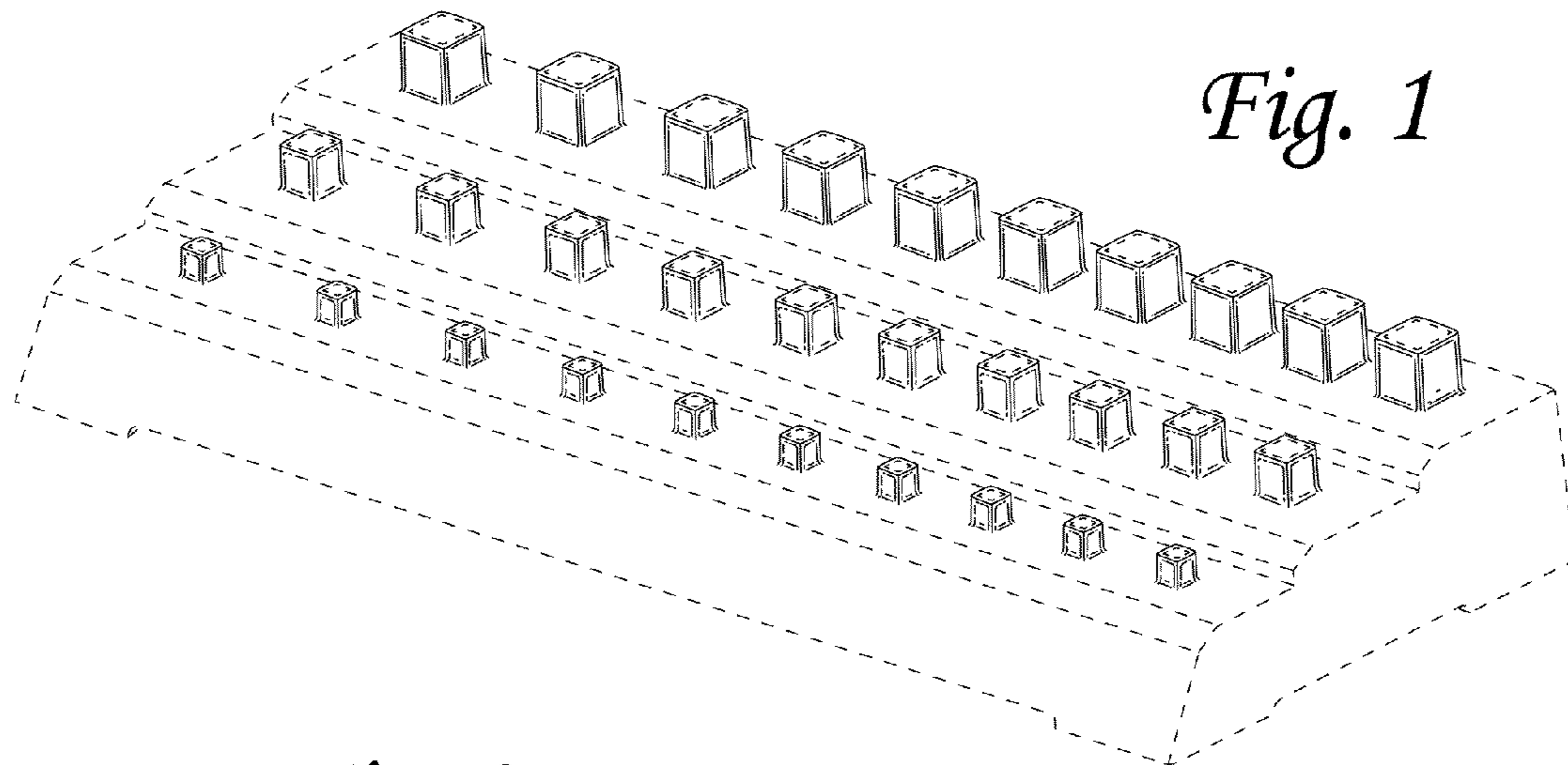


Fig. 1

Fig. 2

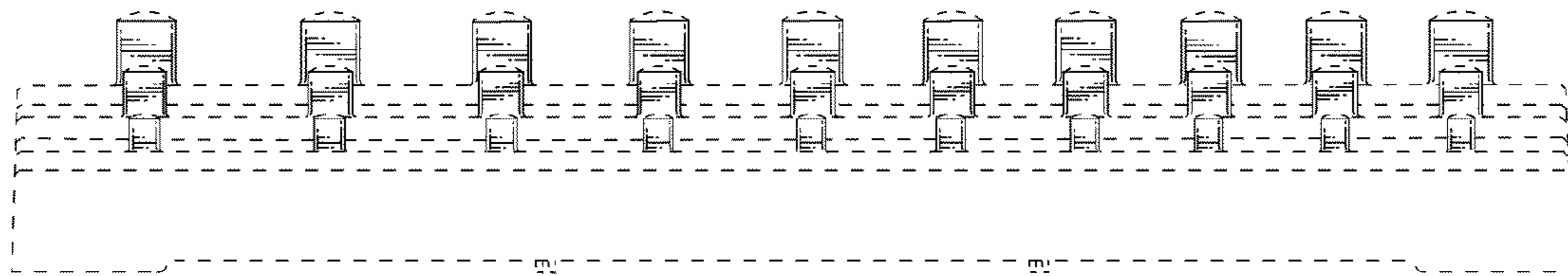
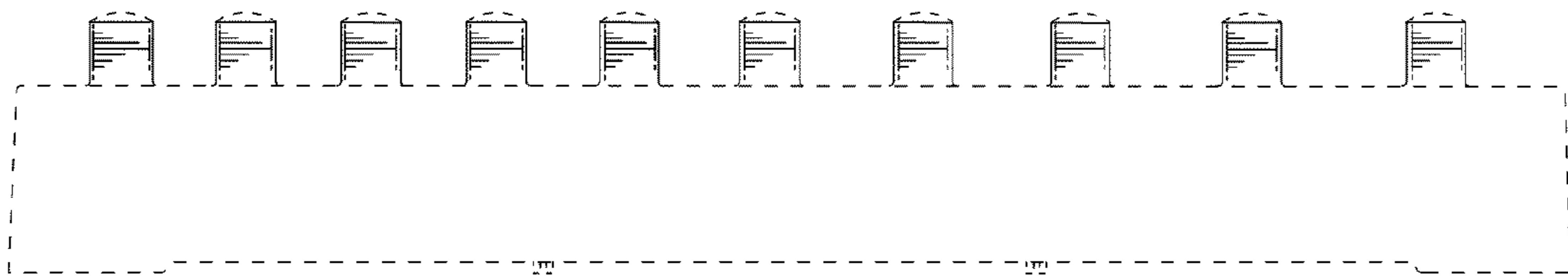


Fig. 3



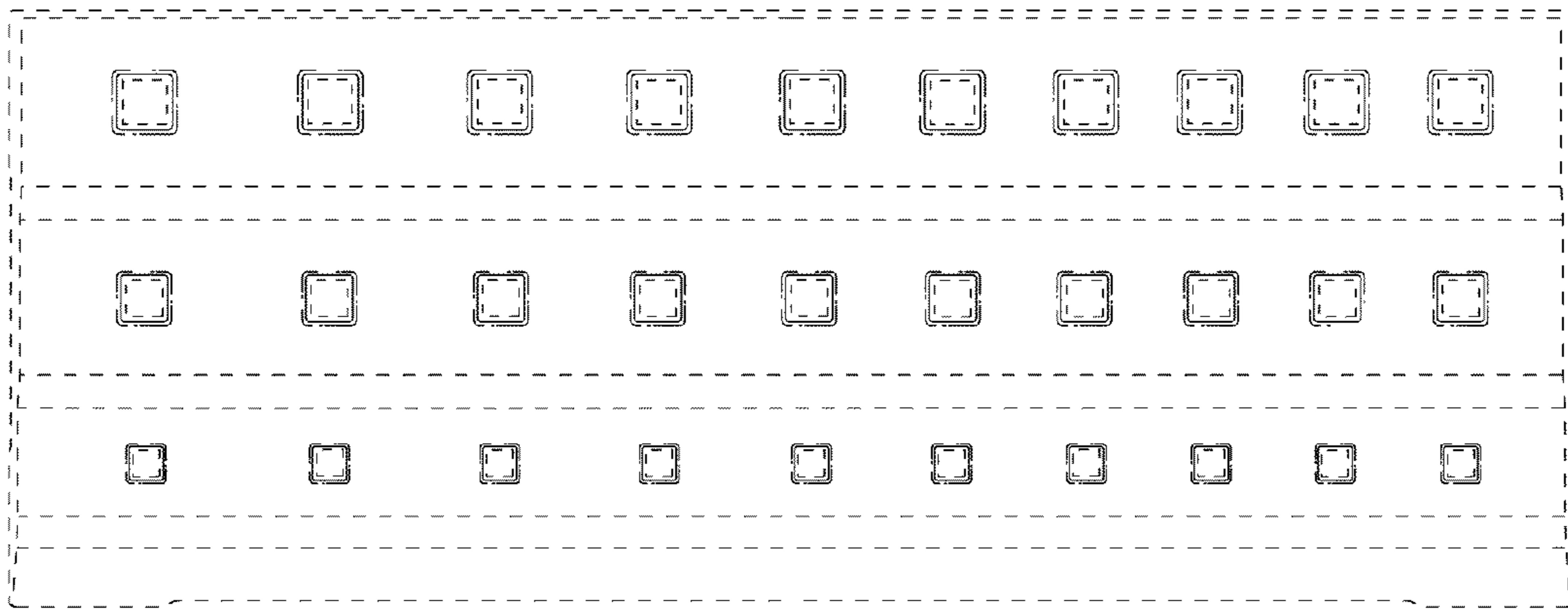


Fig. 4

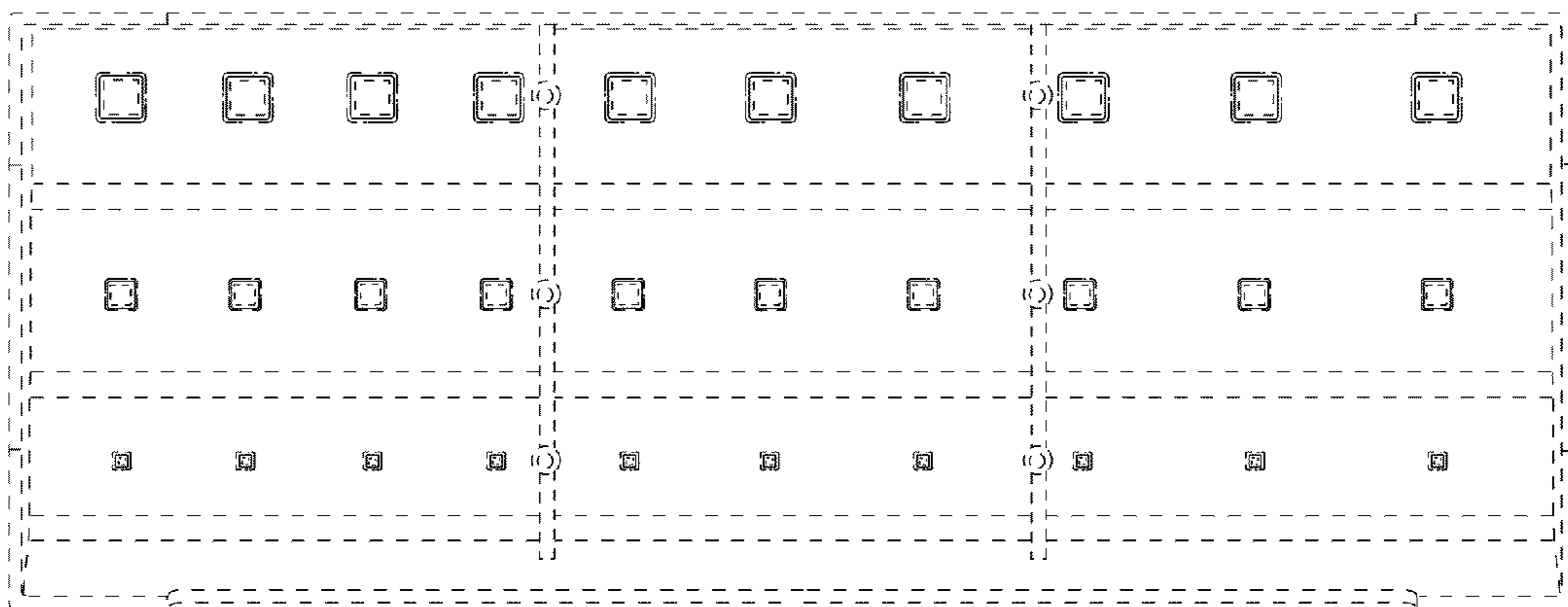


Fig. 5

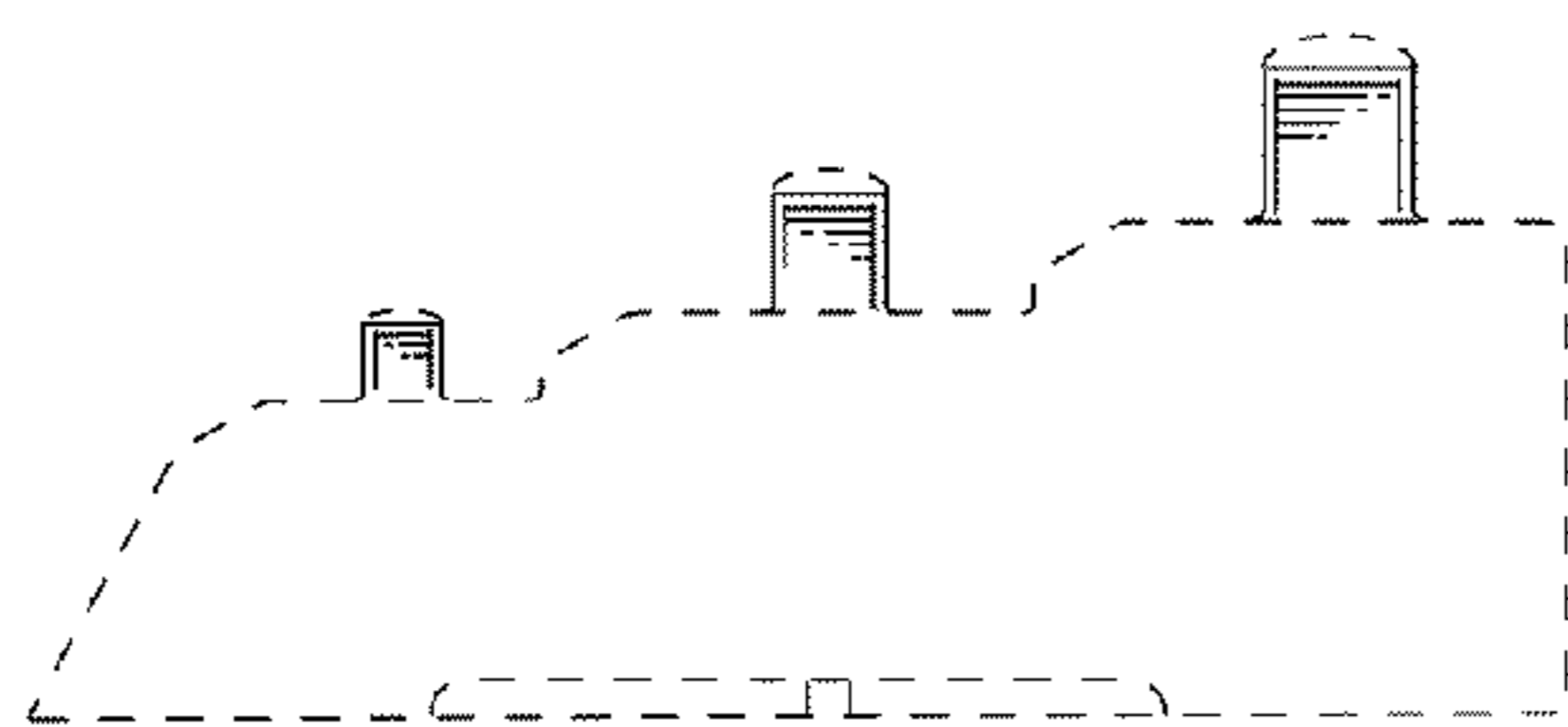


Fig. 6

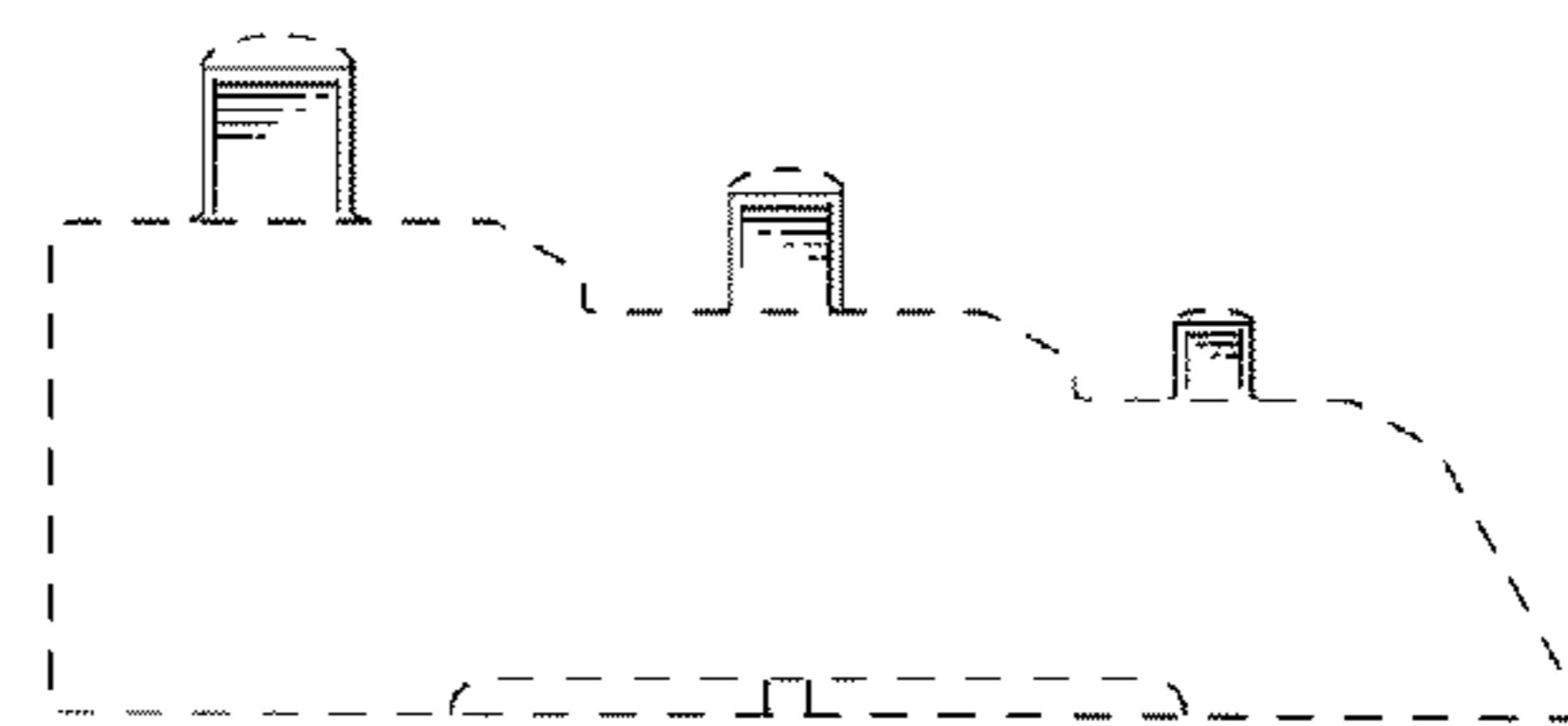


Fig. 7