



US00D727703S

(12) **United States Design Patent**
Lee

(10) **Patent No.:** **US D727,703 S**
(45) **Date of Patent:** **** Apr. 28, 2015**

- (54) **FISH CORKSCREW**
- (71) Applicant: **Kikkerland Design, Inc.**, New York, NY (US)
- (72) Inventor: **Jaeyu Lee**, New York, NY (US)
- (73) Assignee: **Kikkerland Design, Inc.**, New York, NY (US)

(**) Term: **14 Years**

(21) Appl. No.: **29/494,264**

(22) Filed: **Jun. 18, 2014**

(51) **LOC (10) Cl.** **07-99**

(52) **U.S. Cl.**
USPC **D8/38**

(58) **Field of Classification Search**
 CPC B67B 7/02; B67B 7/04; B67B 7/0405;
 B67B 7/0411; B67B 7/12; B67B 7/16; B67B
 7/18; B67B 7/24; B67B 7/30; B67B 7/44
 USPC D8/16, 18, 33-43, 91-93, 98, 103-105,
 D8/394, 395, 396
 See application file for complete search history.

(56) **References Cited**

U.S. PATENT DOCUMENTS

- D38,899 S * 11/1907 Newcomb D8/18
- D393,993 S * 5/1998 De Bergen D8/43
- D433,899 S * 11/2000 Saffron et al. D8/38
- 6,176,154 B1 * 1/2001 Brucart Puig et al. 81/3.47

- D452,122 S * 12/2001 Hughes et al. D8/38
- D454,038 S * 3/2002 Kao D8/42
- D496,571 S * 9/2004 Kay D8/42
- D497,528 S * 10/2004 Harris D8/34
- D511,950 S * 11/2005 Lee D8/43
- D576,003 S * 9/2008 Patrizio et al. D8/40
- D632,538 S * 2/2011 Gregor D8/98
- D655,996 S * 3/2012 Ireland D8/98
- 8,235,591 B2 * 8/2012 Harris 374/141
- D706,598 S * 6/2014 Agarwal et al. D8/42
- 8,887,598 B1 * 11/2014 Oakley 81/3.09
- 2007/0133654 A1 * 6/2007 Harris 374/121

* cited by examiner

Primary Examiner — Elizabeth Albert

(74) *Attorney, Agent, or Firm* — Cascio & Zervas


(57) **CLAIM**

The ornamental design for a fish corkscrew, as shown and described.

DESCRIPTION

FIG. 1 is a left side elevational view of the fish corkscrew showing my designed in a closed position;
 FIG. 2 is a right side elevational view thereof;
 FIG. 3 is a top plan view thereof;
 FIG. 4 is a bottom plan view thereof;
 FIG. 5 is a rear elevational view thereof;
 FIG. 6 is a front elevational view thereof;
 FIG. 7 is a front perspective view thereof; and,
 FIG. 8 is a front perspective view thereof shown in an open position.

1 Claim, 3 Drawing Sheets



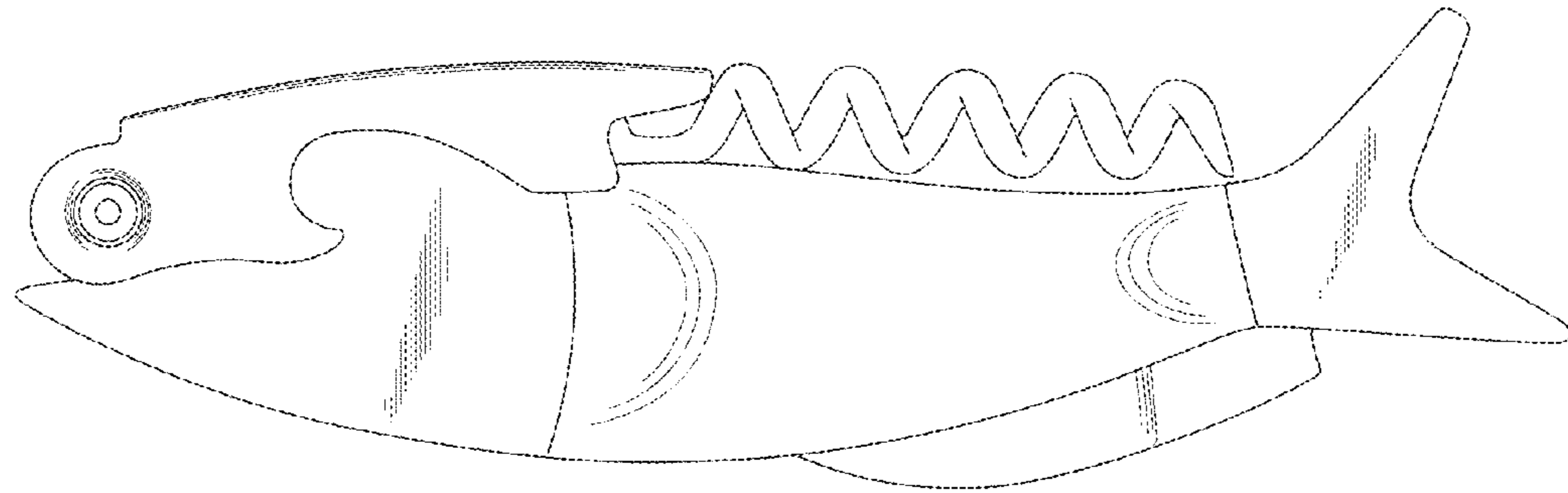


FIG. 1

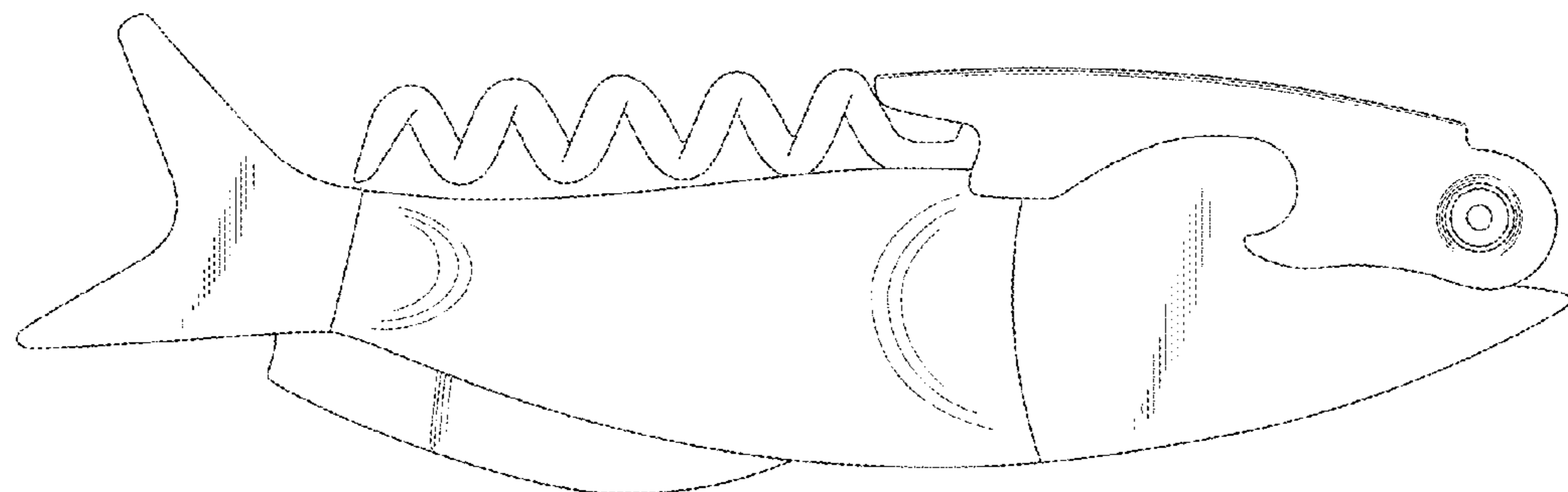


FIG. 2

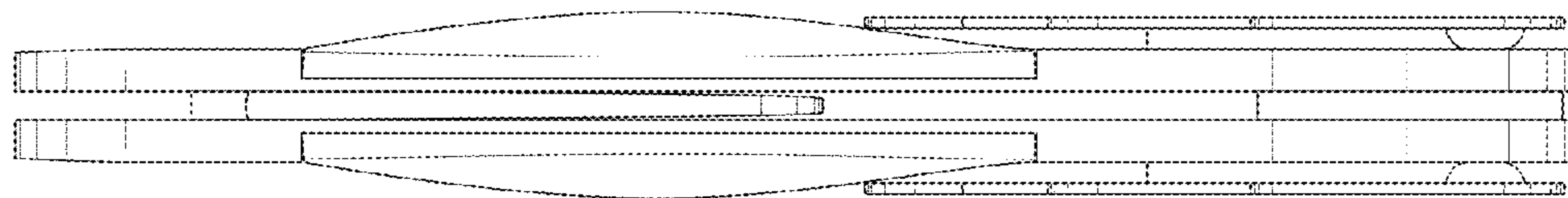


FIG. 3

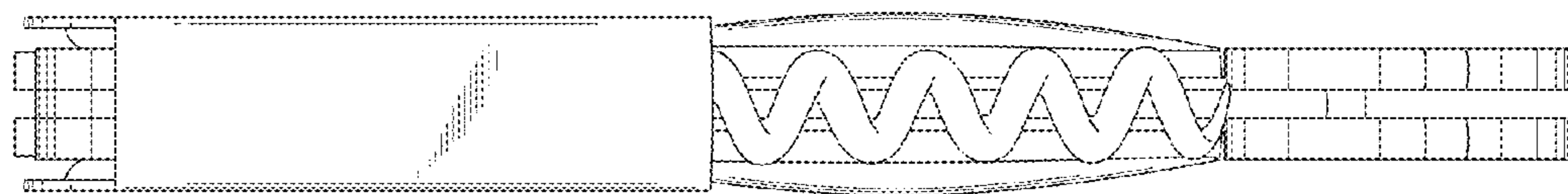


FIG. 4

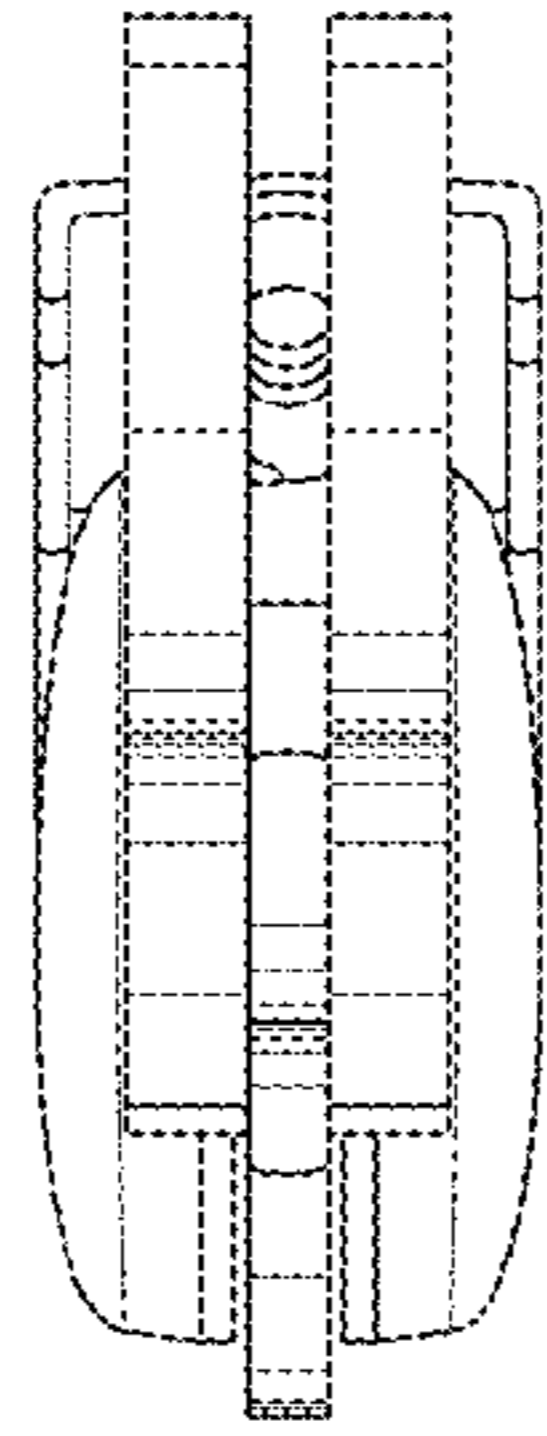


FIG. 5

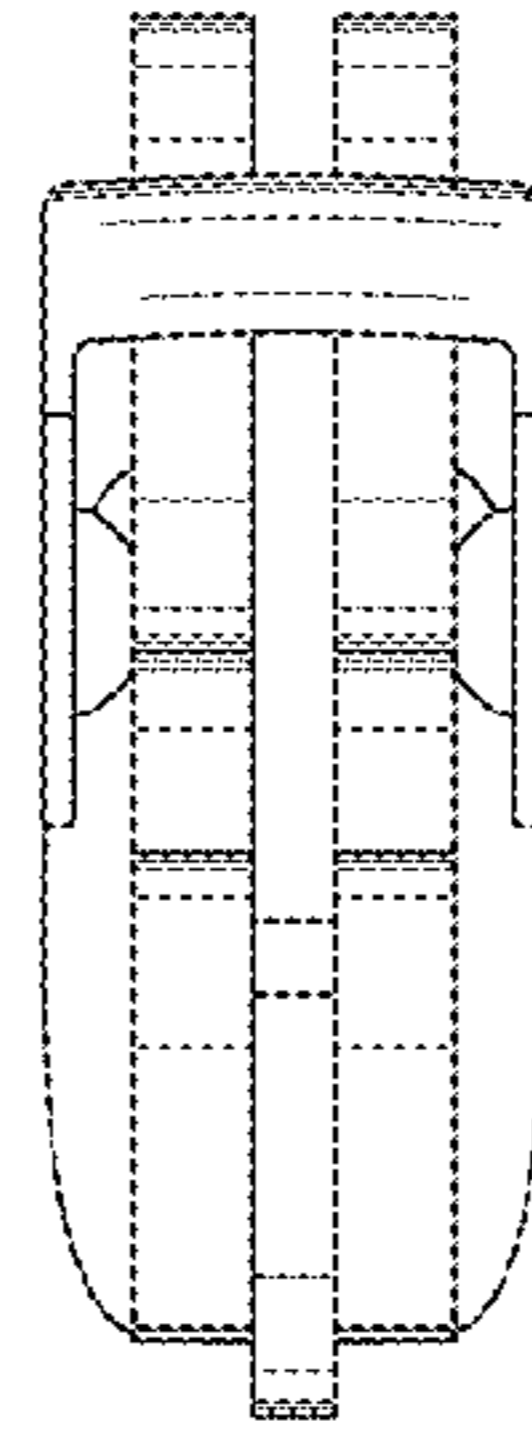


FIG. 6

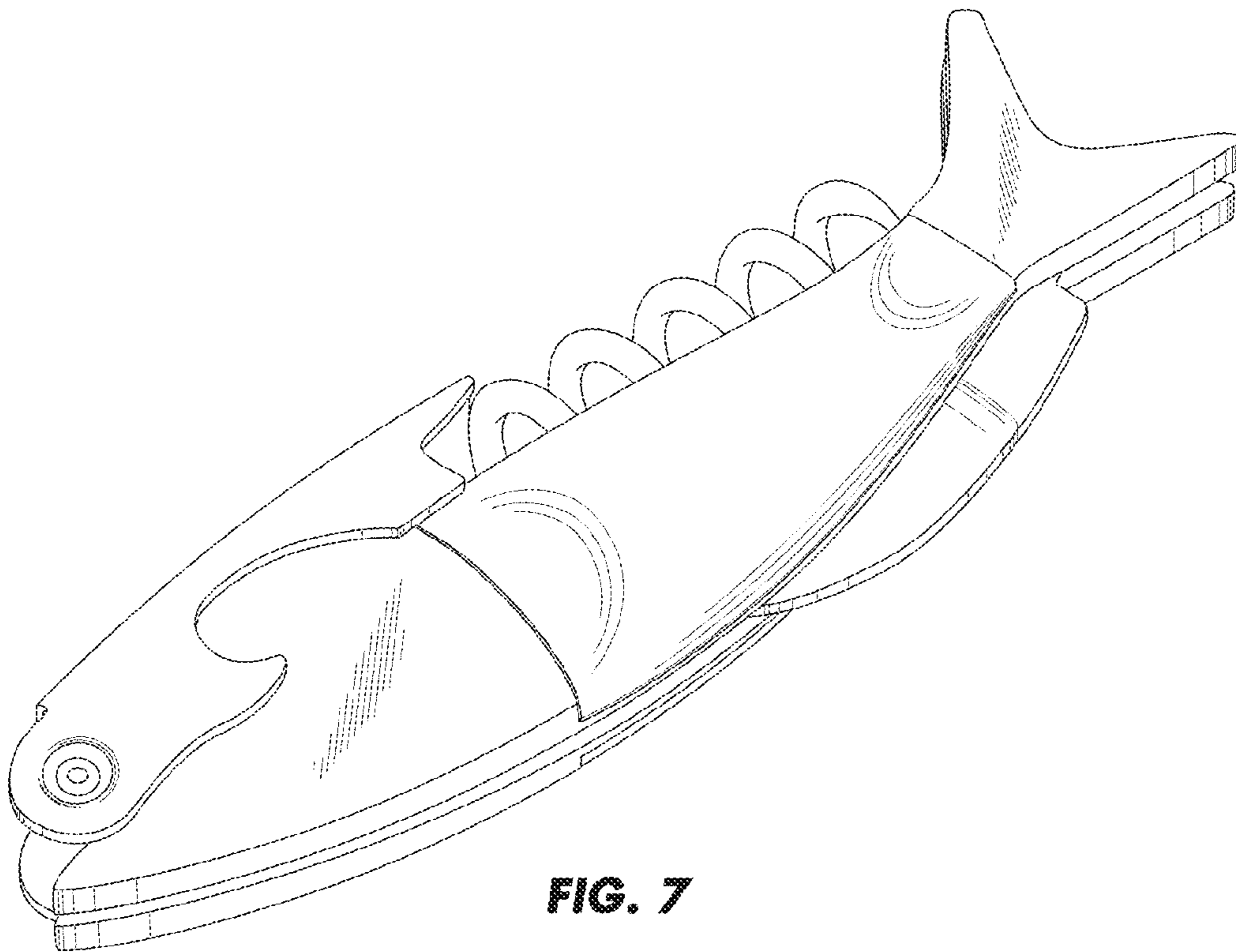


FIG. 7

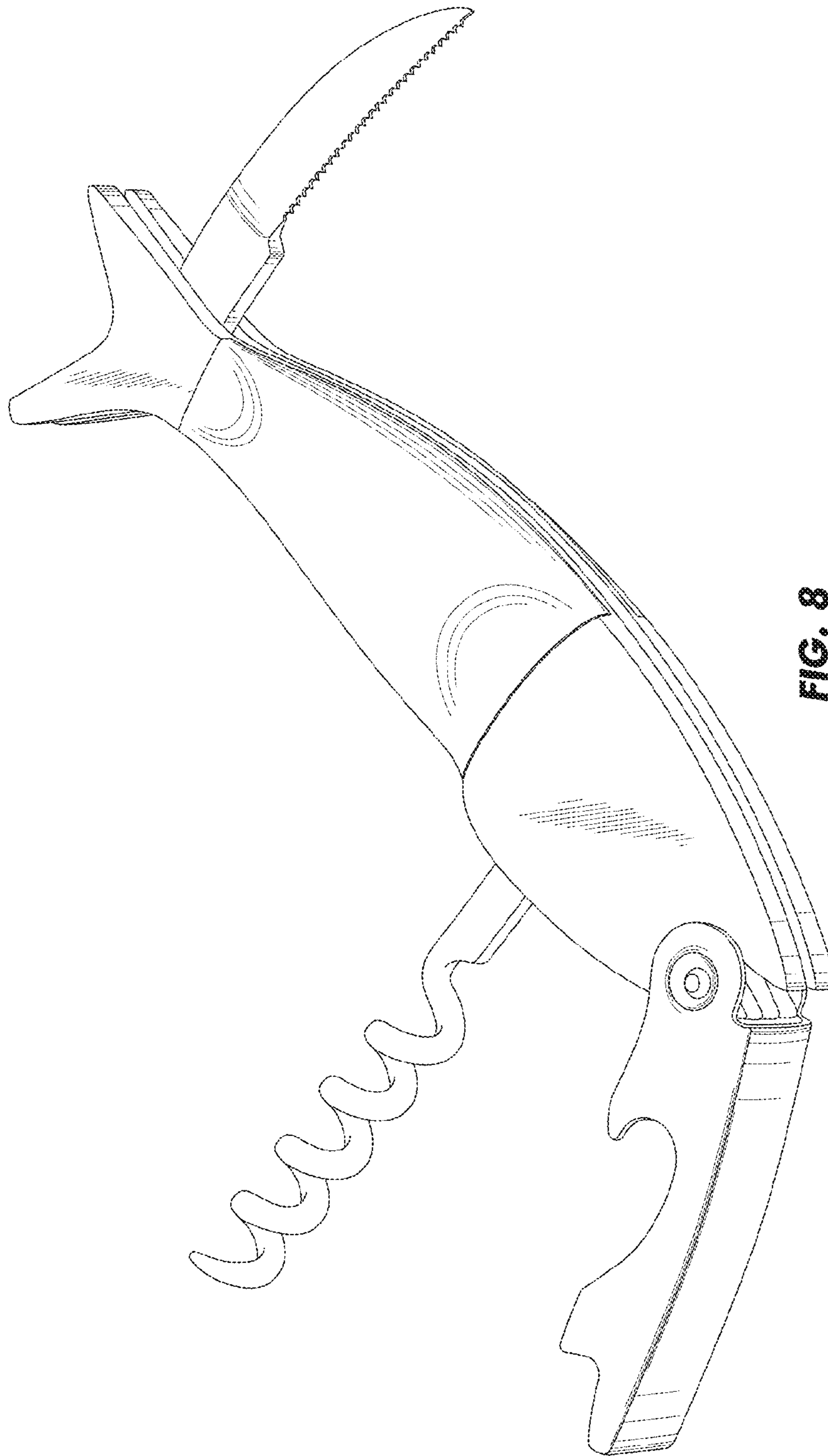


FIG. 8