



US00D727696S

(12) **United States Design Patent**
Clark

(10) **Patent No.:** **US D727,696 S**

(45) **Date of Patent:** **** Apr. 28, 2015**

(54) **SHOCK-ABSORBING GARDENING TOOL SET**

(71) Applicant: **Paul Gordon Clark**, Welwyn Garden City (GB)

(72) Inventor: **Paul Gordon Clark**, Welwyn Garden City (GB)

(73) Assignee: **Rebbel Ltd** (GB)

(**) Term: **14 Years**

(21) Appl. No.: **29/433,405**

(22) Filed: **Sep. 28, 2012**

(51) **LOC (10) Cl.** **08-01**

(52) **U.S. Cl.**
USPC **D8/10; D8/13**

(58) **Field of Classification Search**
USPC **D8/1, 10, 13; 7/116; 294/53.5, 54.5, 57, 294/49**

See application file for complete search history.

(56) **References Cited**

U.S. PATENT DOCUMENTS

483,477	A *	9/1892	Ryan	294/57
1,479,054	A *	1/1924	Chladek	294/55.5
1,541,671	A *	6/1925	Tomlinson	7/115
2,022,449	A *	11/1935	Wolkow	16/434
5,516,101	A *	5/1996	Peng	473/523
5,816,634	A *	10/1998	Jacobs et al.	294/57
6,062,619	A	5/2000	Clark, Jr.	294/58
D474,096	S *	5/2003	Spiller	D8/107
6,560,805	B2	5/2003	Dallas et al.	7/116
6,792,829	B2 *	9/2004	Garcia et al.	81/45
6,948,208	B1	9/2005	Schlenner	7/116
7,118,145	B1 *	10/2006	Rosine et al.	294/57
D546,644	S *	7/2007	Rosine et al.	D8/10
D546,645	S *	7/2007	Rosine et al.	D8/10

D572,094	S *	7/2008	Rosine et al.	D8/10
7,581,771	B2 *	9/2009	Rosine et al.	294/54.5
D604,573	S *	11/2009	Boies et al.	D8/10
D606,818	S *	12/2009	Atnip et al.	D8/10
8,297,670	B2	10/2012	Boies	294/57
D673,105	S *	12/2012	Spain	D12/215
D673,823	S *	1/2013	Randolph et al.	D8/10

OTHER PUBLICATIONS

Office Action issued in related U.S. Appl. No. 29/433,406 dated Aug. 29, 2013 (9 pgs).

* cited by examiner

Primary Examiner — Sheryl Lane

(74) *Attorney, Agent, or Firm* — Hayes Soloway P.C.

(57) **CLAIM**

The ornamental design for shock-absorbing gardening tool set, as shown and described.

DESCRIPTION

FIG. 1 is a front perspective view of a shock-absorbing gardening tool set of the present invention with a fork head fitted; FIG. 2 is a front perspective view of the shock-absorbing gardening tool set of the present invention with a spade head fitted;

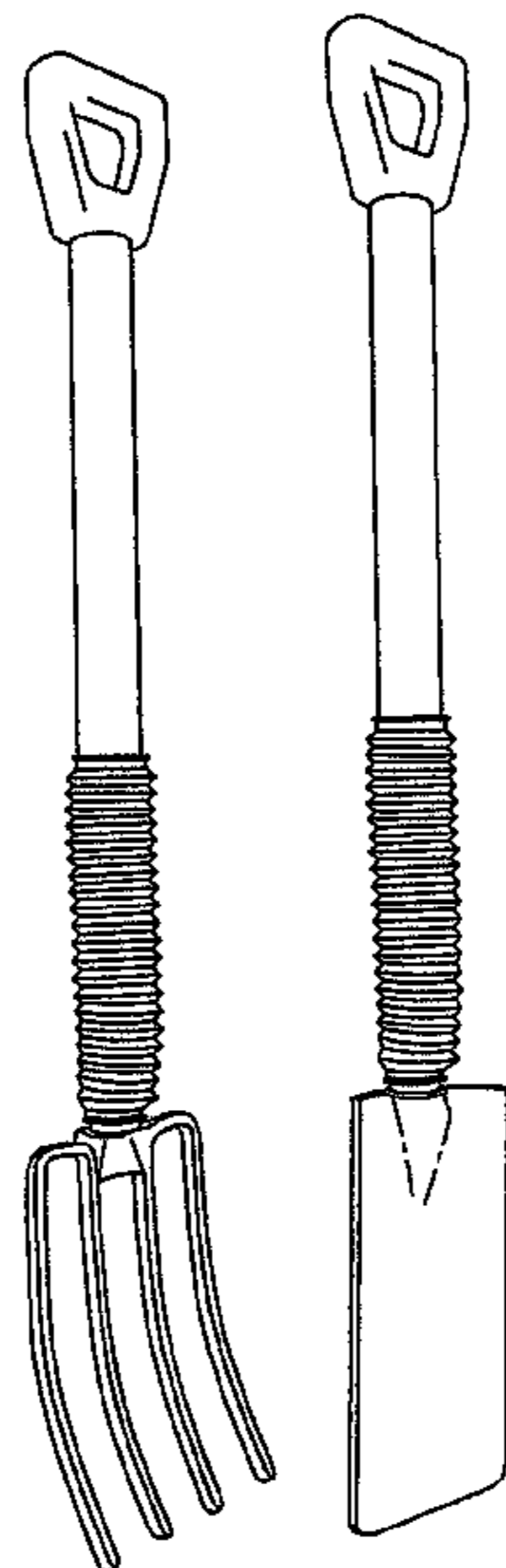
FIG. 3 is a front perspective view of the handle stem portion of the gardening tool set of the present invention, separated from the tool for ease of illustration;

FIG. 4 is a front perspective view of the spade head portion of the gardening tool set of the present invention, separated from the tool for ease of illustration; and,

FIG. 5 is a front perspective view of the fork head portion of the gardening tool set of the present invention, separated from the tool for ease of illustration.

The broken lines represent portions of the article and form no part of the claimed design.

1 Claim, 1 Drawing Sheet



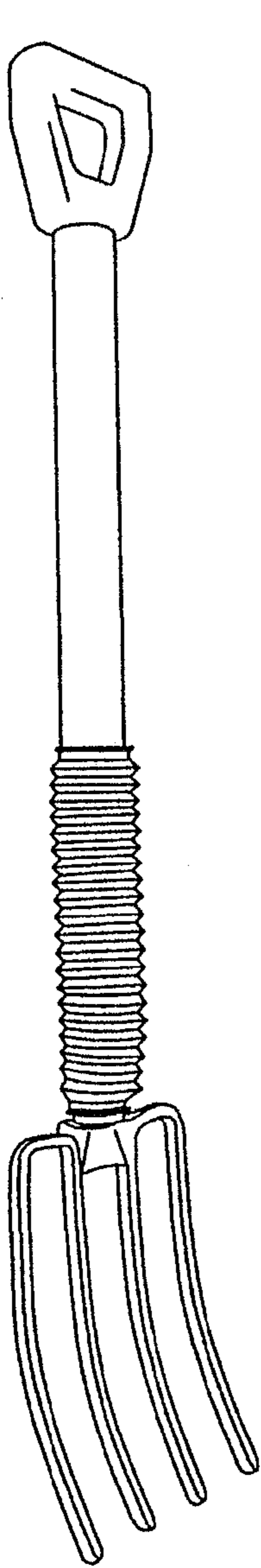


Fig. 1

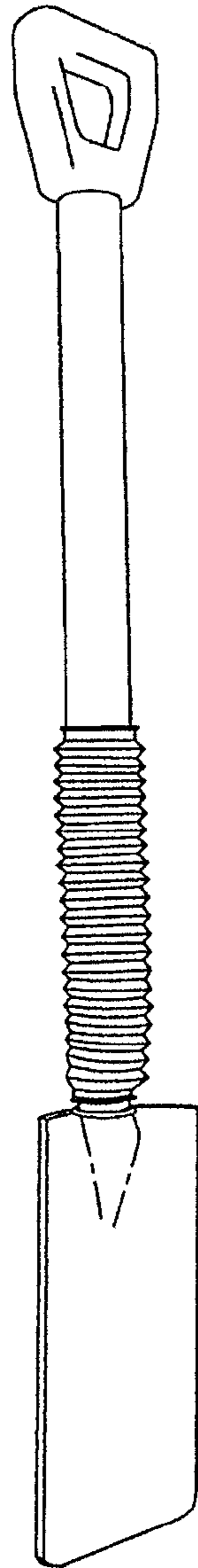


Fig. 2

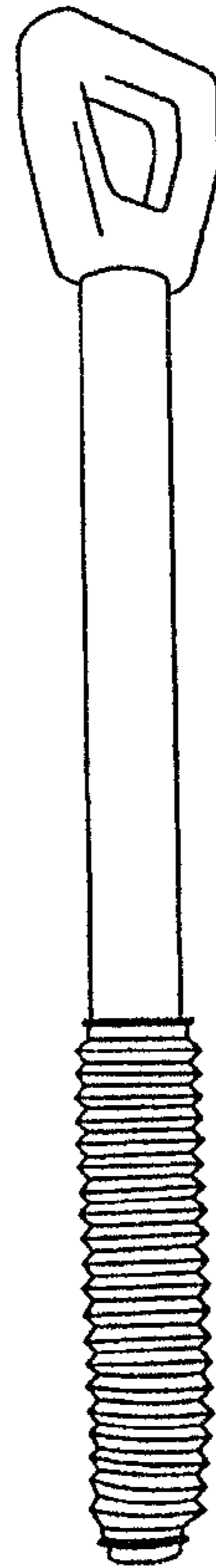


Fig. 3

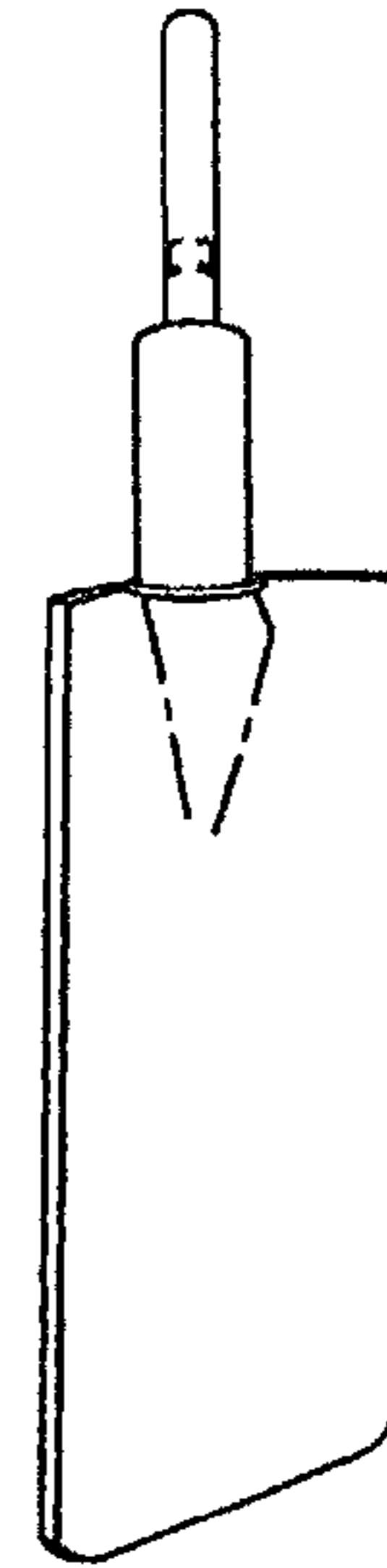


Fig. 4

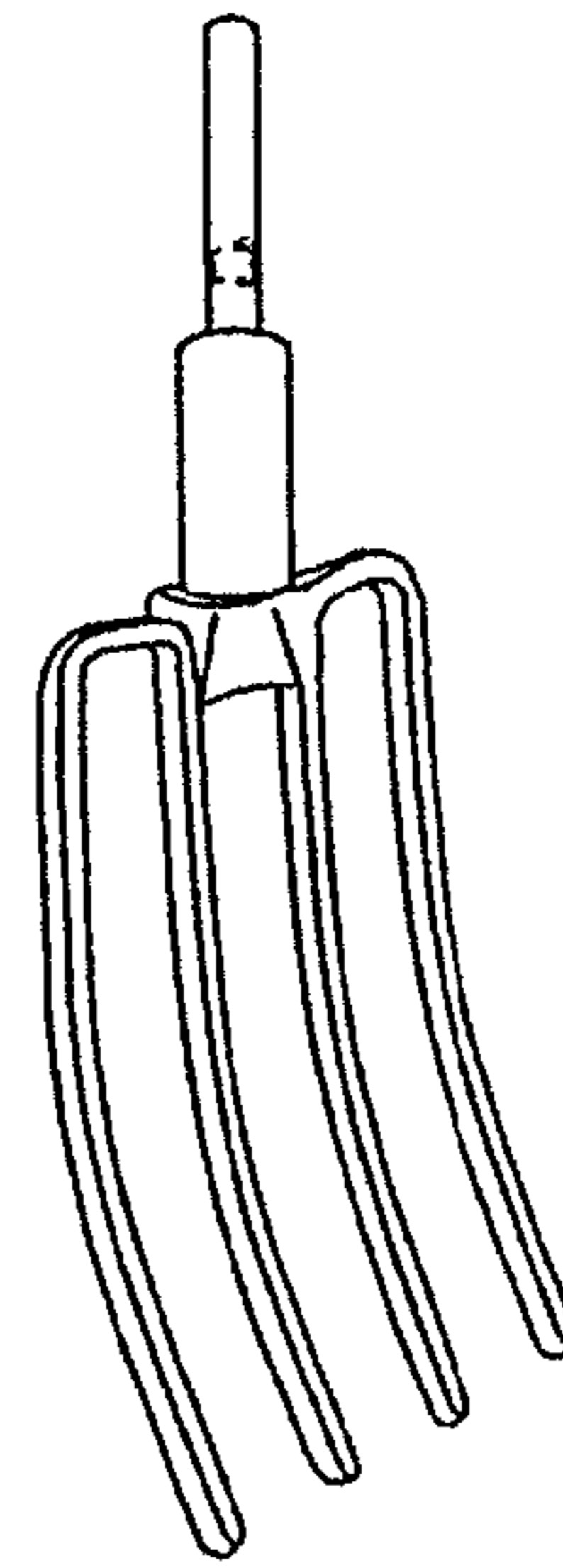


Fig. 5