

US00D727692S

(12) **United States Design Patent**  
**Samuel**

(10) **Patent No.:** **US D727,692 S**  
(45) **Date of Patent:** **\*\* Apr. 28, 2015**

(54) **CORING TOOL**

(71) Applicant: **Brian Keith Samuel**, White City, OR  
(US)

(72) Inventor: **Brian Keith Samuel**, White City, OR  
(US)

(\*\*) Term: **14 Years**

(21) Appl. No.: **29/479,961**

(22) Filed: **Jan. 22, 2014**

(51) **LOC (10) Cl.** ..... **07-04**

(52) **U.S. Cl.**  
USPC ..... **D7/693**

(58) **Field of Classification Search**  
CPC ..... A47J 17/02; A47J 23/00; A47J 25/00;  
B26D 3/169; B36D 3/16  
USPC ..... D7/693-696; 30/113.1, 113.2, 113.3,  
30/113.4, 130, 316, 301; 99/515, 544, 564  
See application file for complete search history.

(56) **References Cited**

**U.S. PATENT DOCUMENTS**

867,970 A \* 10/1907 Hedborg ..... 30/113.1  
1,293,351 A \* 2/1919 Creasey ..... 30/113.1

1,371,948 A \* 3/1921 Szutz ..... 30/316  
1,448,652 A 3/1923 Anderson et al.  
1,485,681 A \* 3/1924 Lake ..... 30/279.6  
1,530,822 A \* 3/1925 Gibson ..... 30/279.2  
1,639,523 A \* 8/1927 Maile ..... 30/130  
1,674,271 A 6/1928 Winqvist  
2,462,411 A 2/1949 Maile  
2,990,615 A \* 7/1961 Ohler ..... 30/316  
4,873,991 A \* 10/1989 Skinner ..... 600/567  
6,032,368 A 3/2000 Huant et al.  
D461,691 S 8/2002 Huang et al.

\* cited by examiner

*Primary Examiner* — Terry Wallace

(74) *Attorney, Agent, or Firm* — Jerry Haynes Law

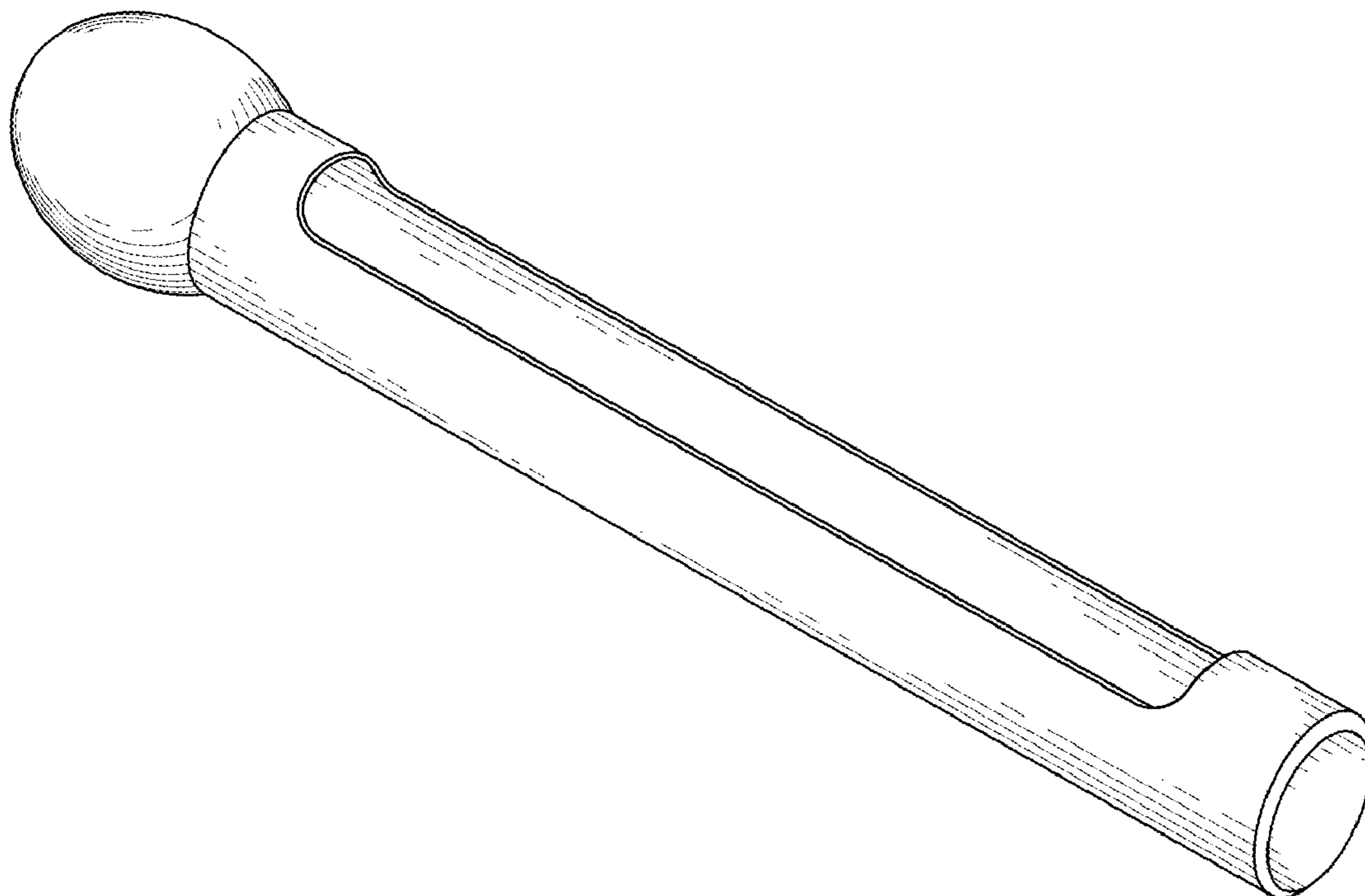
(57) **CLAIM**

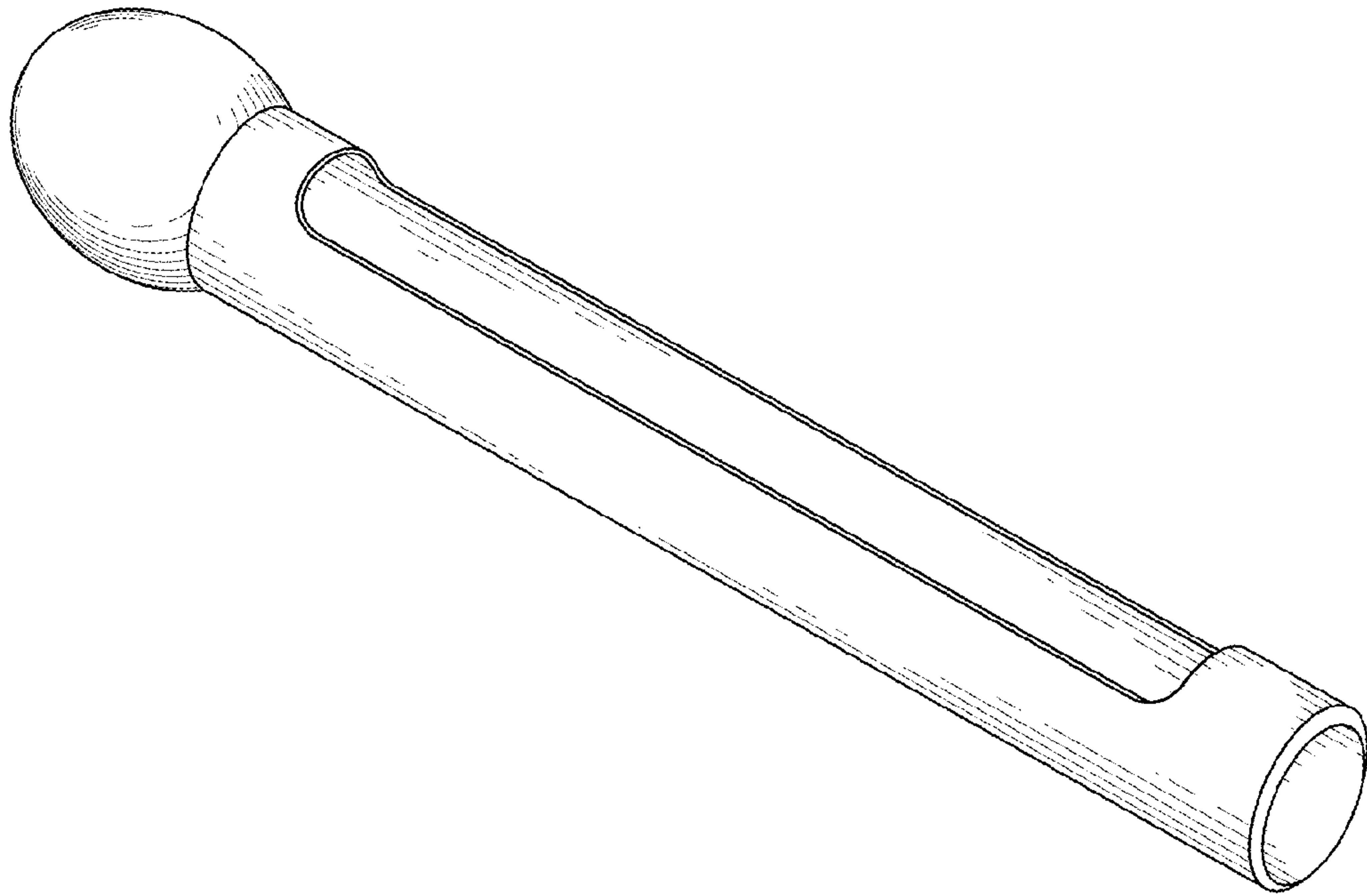
The ornamental design for a coring tool, as shown and described.

**DESCRIPTION**

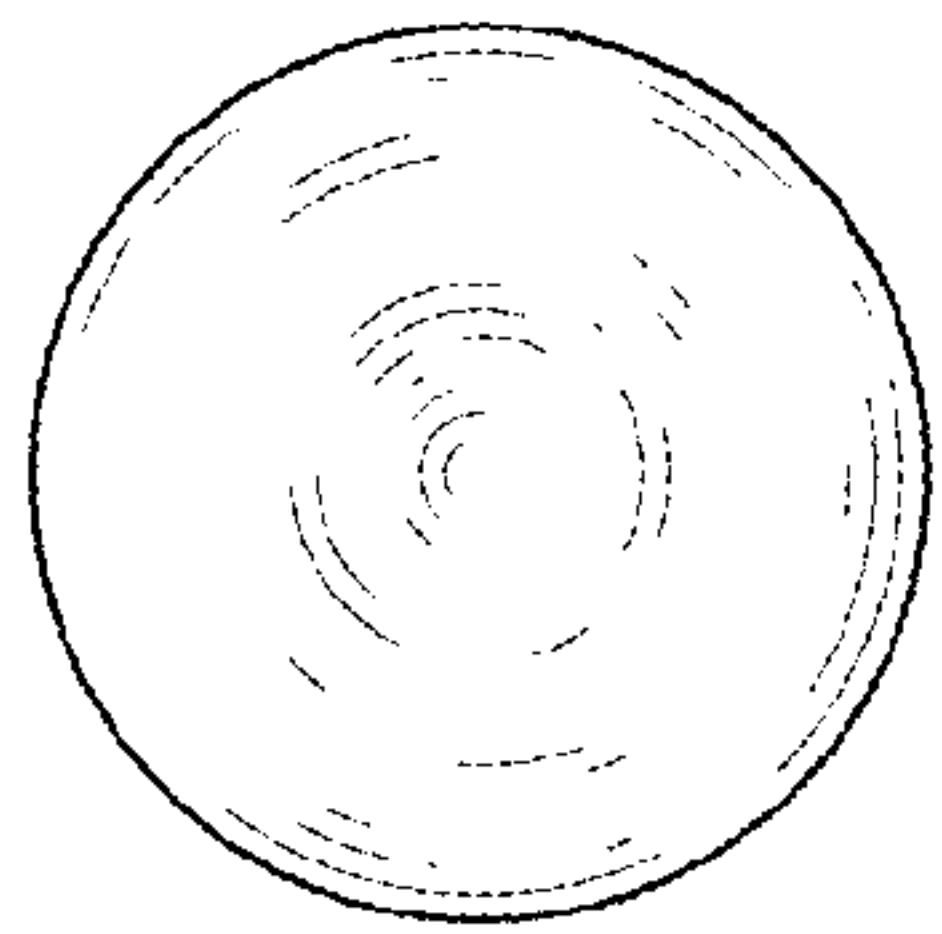
FIG. 1 is a front perspective view of a coring tool showing the new design;  
FIG. 2 is a top view thereof;  
FIG. 3 is a bottom view thereof;  
FIG. 4 is a front view thereof;  
FIG. 5 is a rear view thereof;  
FIG. 6 is a right side view thereof; and,  
FIG. 7 is left side view thereof.

**1 Claim, 2 Drawing Sheets**

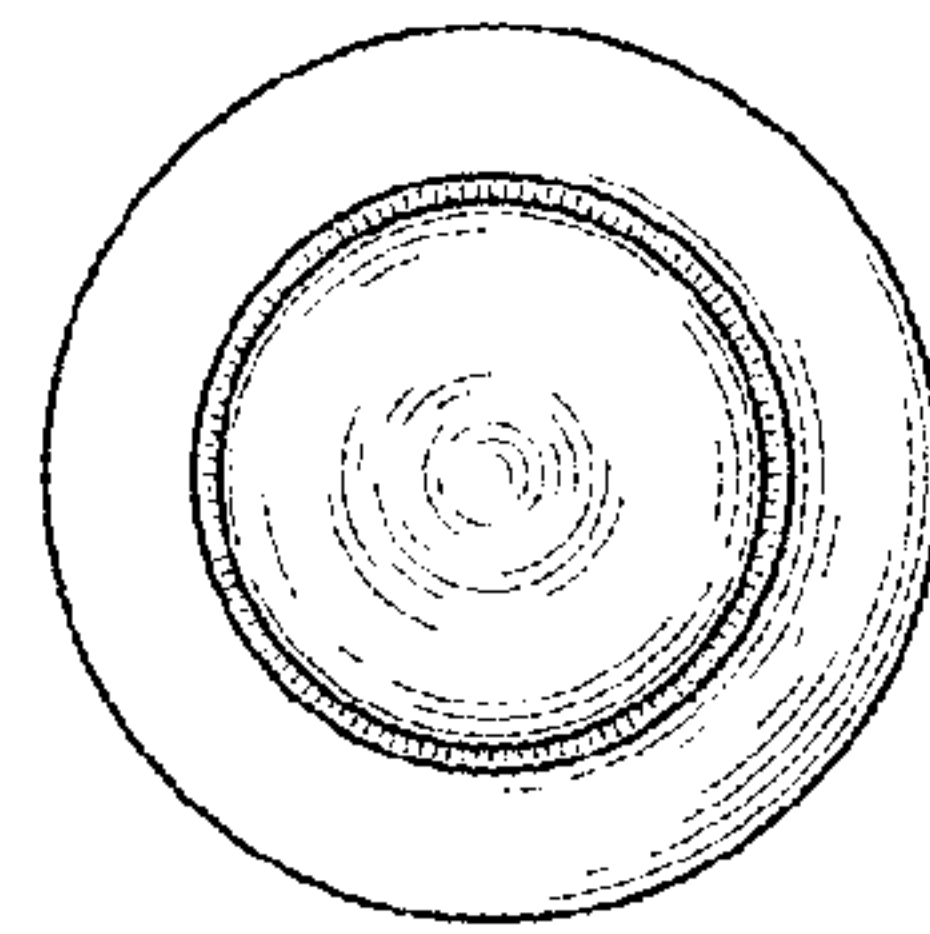




**FIG. 1**



**FIG. 2**



**FIG. 3**

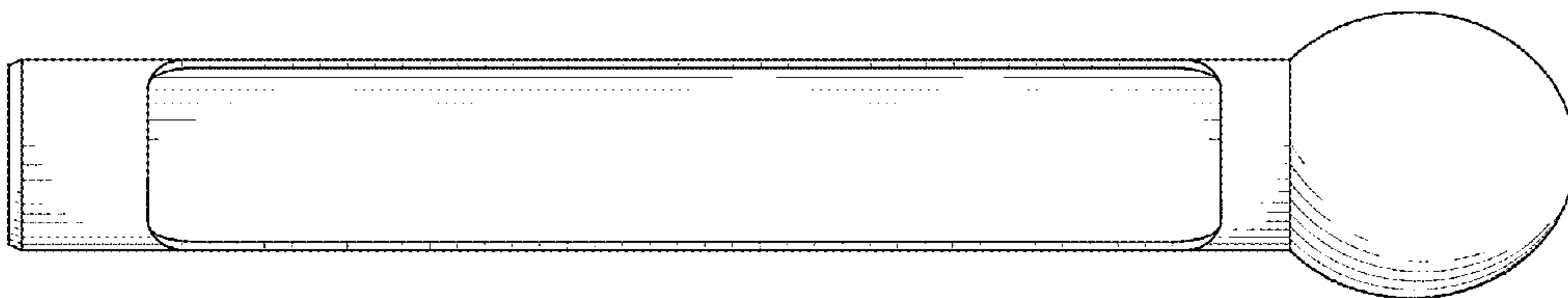


FIG. 4

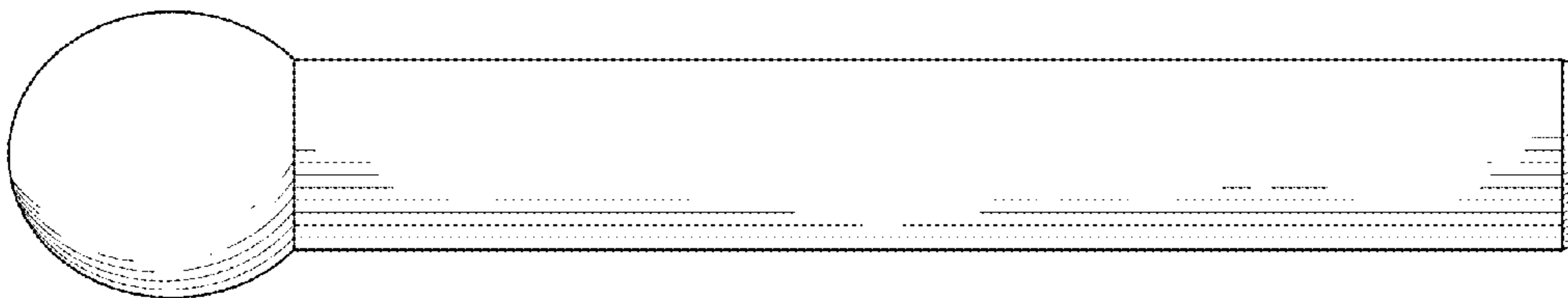


FIG. 5

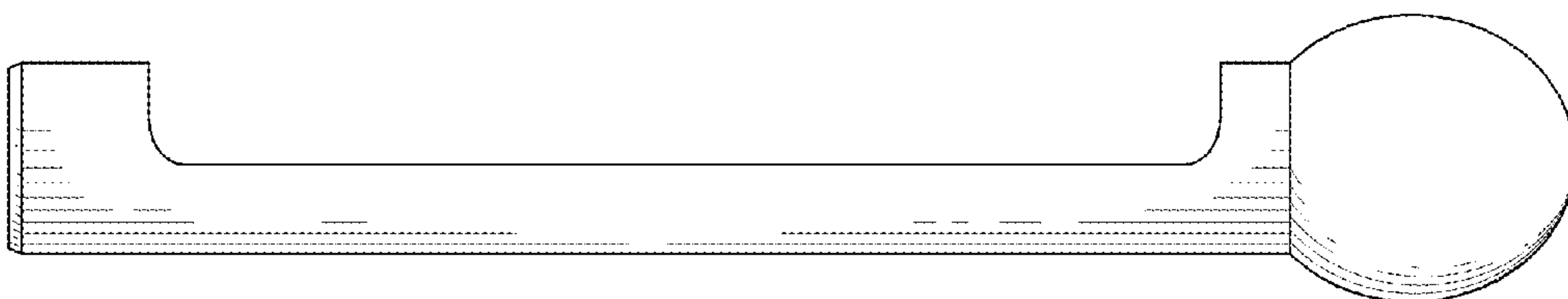


FIG. 6

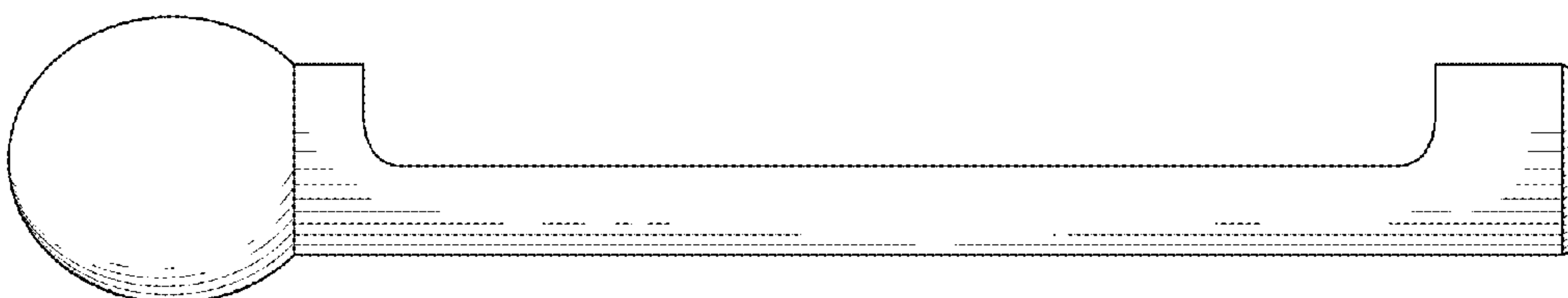


FIG. 7