

US00D727686S

(12) **United States Design Patent**  
**Meyerhoffer**

(10) **Patent No.:** **US D727,686 S**

(45) **Date of Patent:** **\*\* Apr. 28, 2015**

(54) **DRINKING GLASS**

(75) Inventor: **Thomas Meyerhoffer**, Montara, CA  
(US)

(73) Assignee: **The Coca-Cola Company**, Atlanta, GA  
(US)

(\*\*) Term: **14 Years**

(21) Appl. No.: **29/414,041**

(22) Filed: **Feb. 23, 2012**

(51) **LOC (10) Cl.** ..... **07-01**

(52) **U.S. Cl.**  
USPC ..... **D7/523**; D7/509; D7/531

(58) **Field of Classification Search**  
CPC ..... A47G 19/2272; A47G 19/2205  
USPC ..... D7/523, 509–511, 524, 507, 537, 531,  
D7/536; D9/500, 503–506, 516, 537, 549,  
D9/545, 558, 574, 454, 556; 215/379, 382,  
215/387, 381, 385; 220/598, 660, 669, 675,  
220/703, 737, 717, 710–714  
See application file for complete search history.

(56) **References Cited**

**U.S. PATENT DOCUMENTS**

D38,248 S	*	9/1906	Helmer	.....	D7/523
D67,869 S	*	7/1925	Bosewell	.....	D7/523
D130,277 S	*	11/1941	Eggleton	.....	D7/532
D168,577 S	*	1/1953	Levi	.....	D7/523
D241,801 S	*	10/1976	Colato	.....	D7/531
D402,158 S		12/1998	Mountain, Jr. et al.		
D433,599 S	*	11/2000	Kristiansen et al.	.....	D7/523

D452,797 S	*	1/2002	Palefsky et al.	.....	D7/511
D454,278 S	*	3/2002	Kerman	.....	D7/509
D469,658 S	*	2/2003	Norris et al.	.....	D7/523
D479,095 S	*	9/2003	Webb	.....	D7/531
D484,362 S	*	12/2003	Harris et al.	.....	D7/531
D523,339 S	*	6/2006	Westphal	.....	D9/500
D546,125 S	*	7/2007	Bhavnani	.....	D7/523
D648,179 S		11/2011	Myers		

**FOREIGN PATENT DOCUMENTS**

EM	000136445-0004	2/2004
EM	000504030-0004	3/2006
EM	000526892-0001	5/2006
EM	000592761-0004	9/2006
EM	000895222-0001	3/2008
EM	00981774-0004	8/2008
EM	001043616-003	11/2008

\* cited by examiner

*Primary Examiner* — Ian Simmons  
*Assistant Examiner* — Rashida C McCoy  
(74) *Attorney, Agent, or Firm* — Parks Wood LLC; Collen A. Beard, Esq.

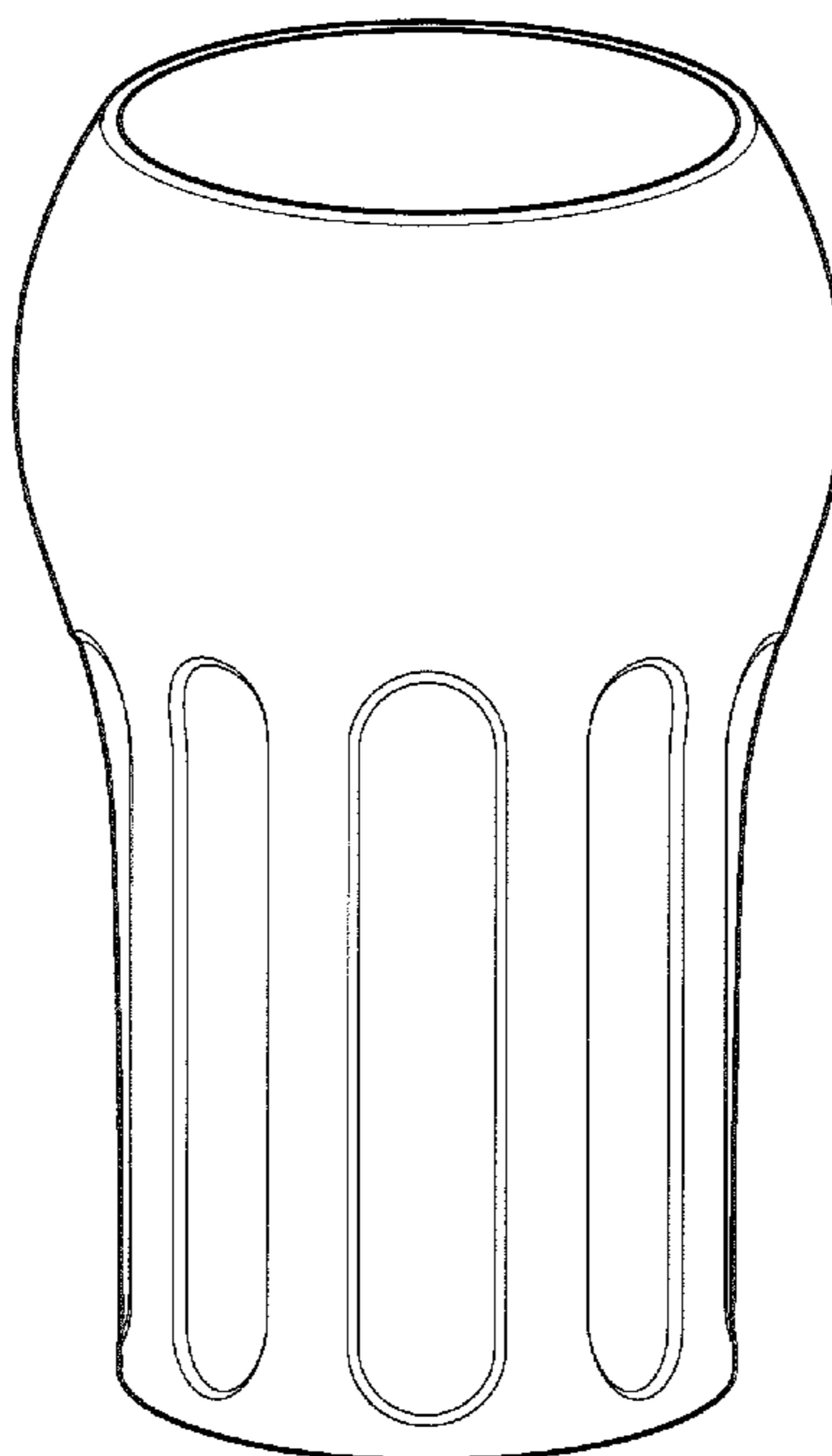
(57) **CLAIM**

I claim the ornamental design for a drinking glass, as shown and described.

**DESCRIPTION**

FIG. 1 is a front perspective view of a drinking glass showing my new design;  
FIG. 2 is a back elevation view thereof;  
FIG. 3 is a top plan view thereof; and,  
FIG. 4 is a bottom plan view thereof.

**1 Claim, 2 Drawing Sheets**



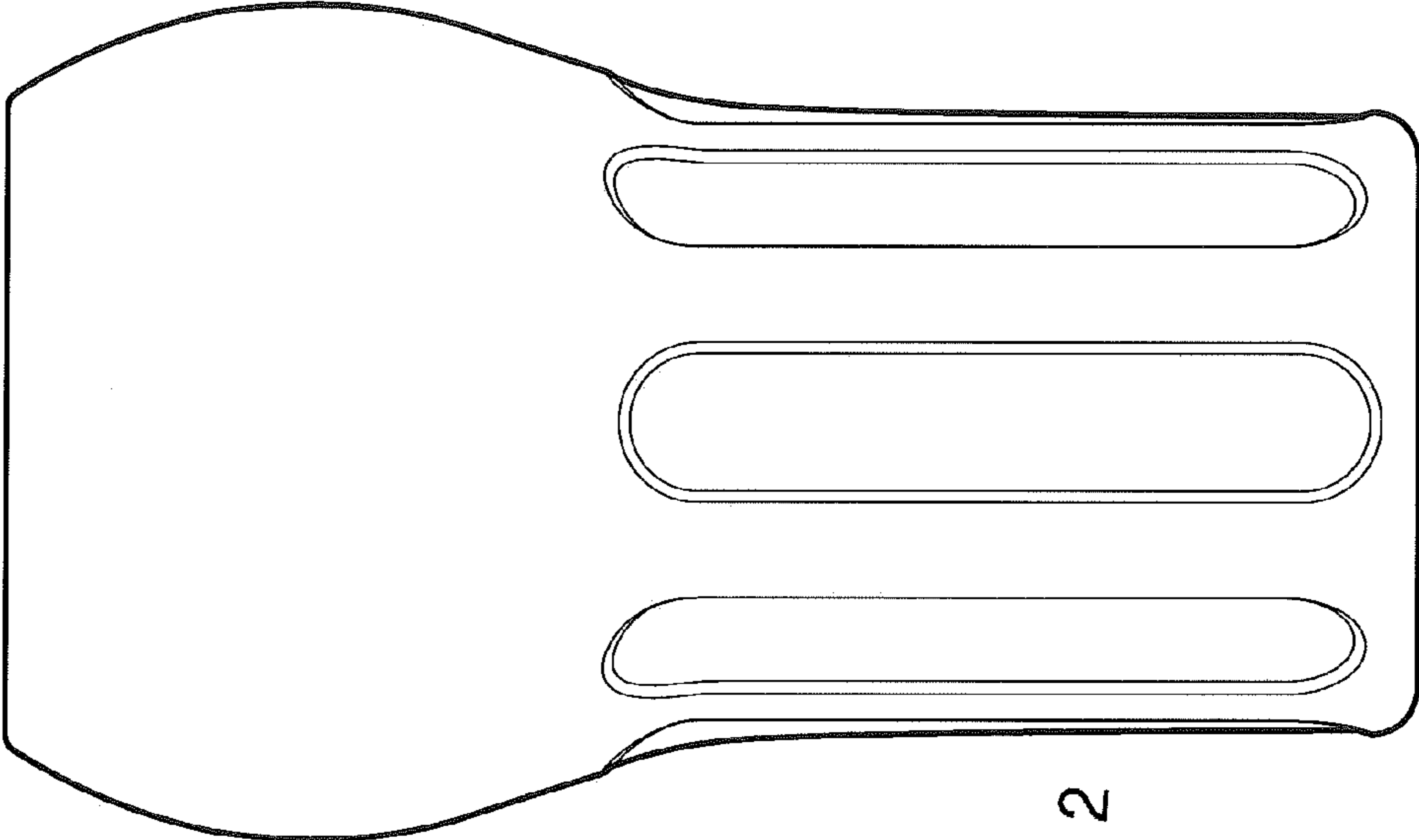


FIG. 2

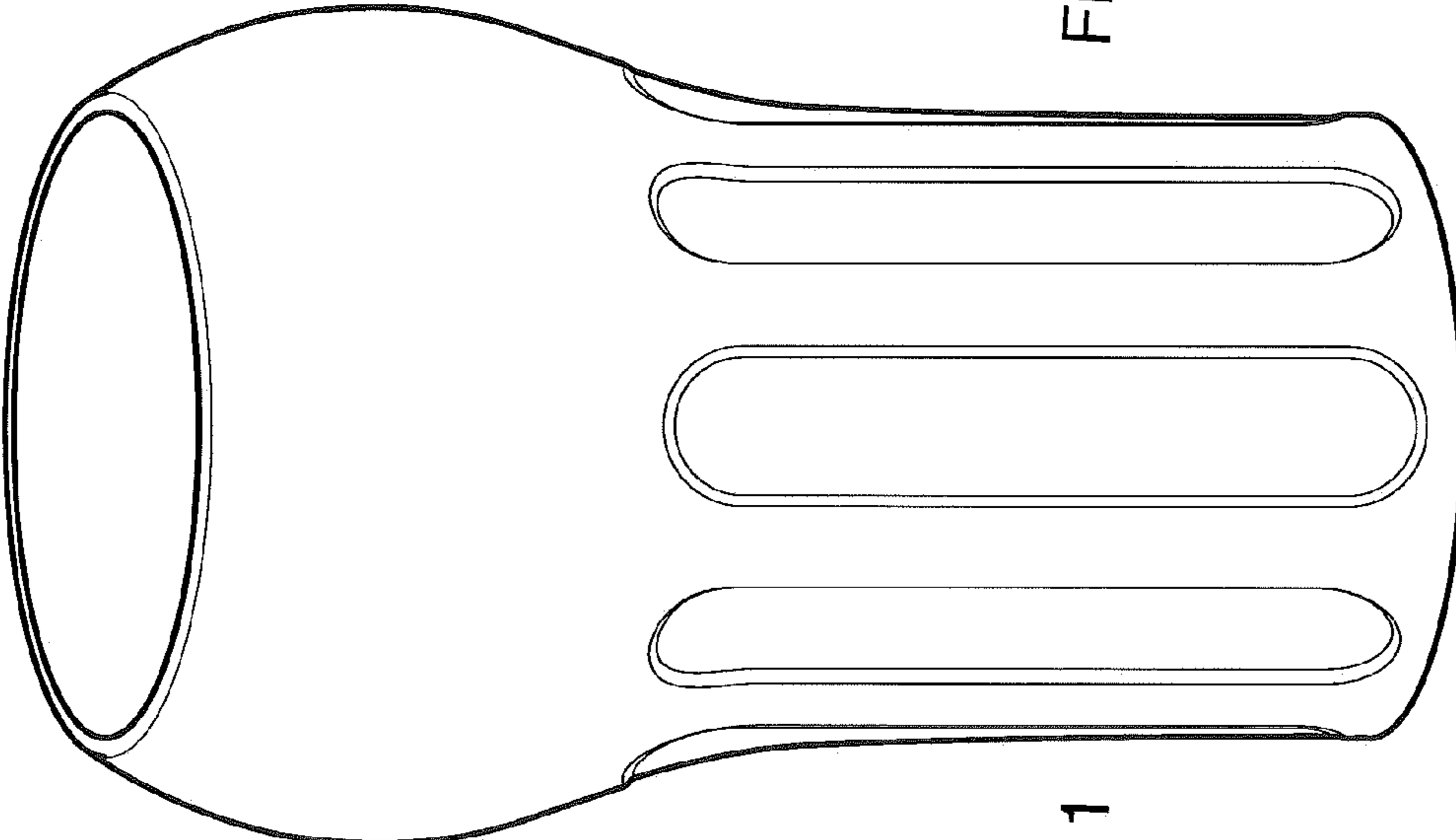


FIG. 1

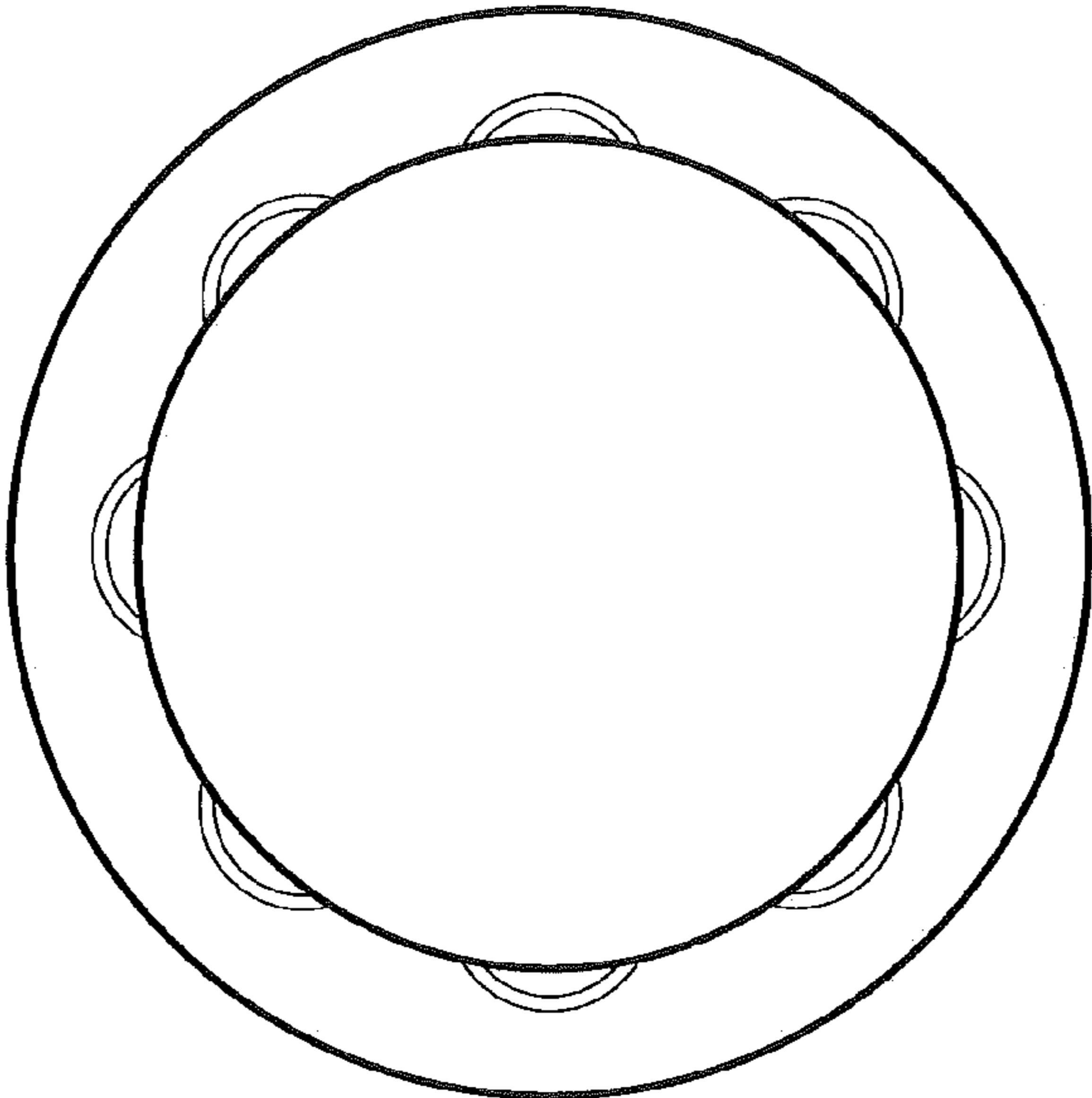


FIG. 4

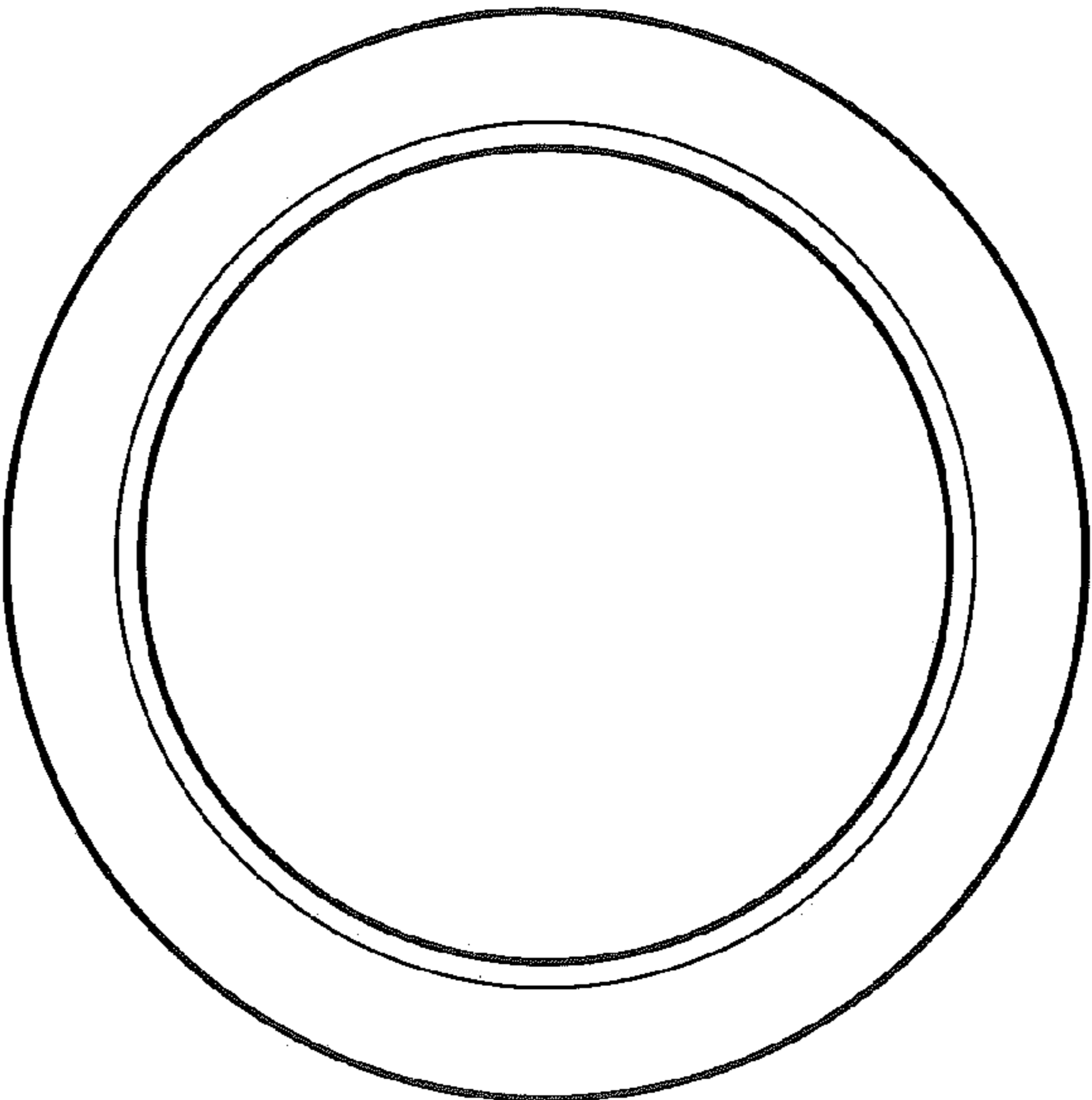


FIG. 3