



US00D727675S

(12) **United States Design Patent**  
**Garvey**

(10) **Patent No.:** **US D727,675 S**

(45) **Date of Patent:** **\*\* Apr. 28, 2015**

(54) **ELECTRIC KETTLE**

(71) Applicant: **Strix Limited**, Ronaldsway, Isle of Man (GB)

(72) Inventor: **Vincent Joseph Garvey**, Colby (GB)

(73) Assignee: **Strix Limited**, Ronaldsway, Isle of Man (GB)

(\*\*) Term: **14 Years**

(21) Appl. No.: **29/456,054**

(22) Filed: **May 28, 2013**

(30) **Foreign Application Priority Data**

Nov. 28, 2012 (EP) ..... 002143792-0001  
Nov. 28, 2012 (EP) ..... 002143792-0002

(51) **LOC (10) Cl.** ..... **07-01**

(52) **U.S. Cl.**  
USPC ..... **D7/321; D7/319; D7/322**

(58) **Field of Classification Search**  
CPC ..... **A47G 19/14**  
USPC ..... **D7/312, 300, 316-319, 310, 309, 600, D7/321, 322; 222/465.1, 189.06, 571; 215/398, 235, 12.1; 220/713, 663; 99/303**

See application file for complete search history.

(56) **References Cited**

**U.S. PATENT DOCUMENTS**

2,284,087 A \* 5/1942 Ferguson ..... 99/295  
D247,016 S \* 1/1978 Breger ..... D7/317  
D323,951 S \* 2/1992 Inoue ..... D7/317  
D342,416 S \* 12/1993 Morgan ..... D7/319  
D363,409 S \* 10/1995 Huang ..... D7/317  
D369,714 S \* 5/1996 Huang ..... D7/319  
D390,743 S \* 2/1998 Saltet ..... D7/319  
D399,090 S \* 10/1998 Green ..... D7/319  
D412,424 S \* 8/1999 Au ..... D7/305

D420,241 S \* 2/2000 Huang ..... D7/319  
D438,420 S \* 3/2001 Rolfes et al. .... D7/319  
D465,121 S \* 11/2002 Mulle ..... D7/319  
D574,658 S \* 8/2008 Grund et al. .... D7/322  
D599,160 S \* 9/2009 Cooling ..... D7/319  
D599,161 S \* 9/2009 Friel et al. .... D7/319  
D692,715 S \* 11/2013 Tsui ..... D7/321  
D709,724 S \* 7/2014 Mander ..... D7/319

**FOREIGN PATENT DOCUMENTS**

EM 001008353-0001 10/2008  
EM 001264469-0001 3/2011  
EM 001338776-0003 9/2012

**OTHER PUBLICATIONS**

Russian office action for RU2013501933 dated Apr. 23, 2014.  
JP office action for JP2013-011606 dated Sep. 10, 2013.  
“Grainger Cordless Electric Kettle, 1.75 Qt, 8<sup>7</sup>/<sub>8</sub>H”, [http://www.grainger.com/product/CHEF-SCHOICE-Cordless-Electric-Kettle-4KZF4?s\\_pp=false](http://www.grainger.com/product/CHEF-SCHOICE-Cordless-Electric-Kettle-4KZF4?s_pp=false).  
Chef’s Choice, Cordless Electric Kettle, [http://www.chefschoice.com/page2g\\_m677.html](http://www.chefschoice.com/page2g_m677.html).

\* cited by examiner


*Primary Examiner* — Marianne Pandozzi  
(74) *Attorney, Agent, or Firm* — O’Shea Getz P.C.

(57) **CLAIM**  
The ornamental design for an electric kettle, as shown and described.

**DESCRIPTION**

FIG. 1 is a perspective view of a cordless kettle portion of an electric kettle showing our ornamental design;  
FIG. 2 is a left side view thereof;  
FIG. 3 is a top side view thereof;  
FIG. 4 is a bottom side view thereof;  
FIG. 5 is a front side view thereof;  
FIG. 6 is a right side view thereof; and,  
FIG. 7 is a back side view thereof.

**1 Claim, 7 Drawing Sheets**



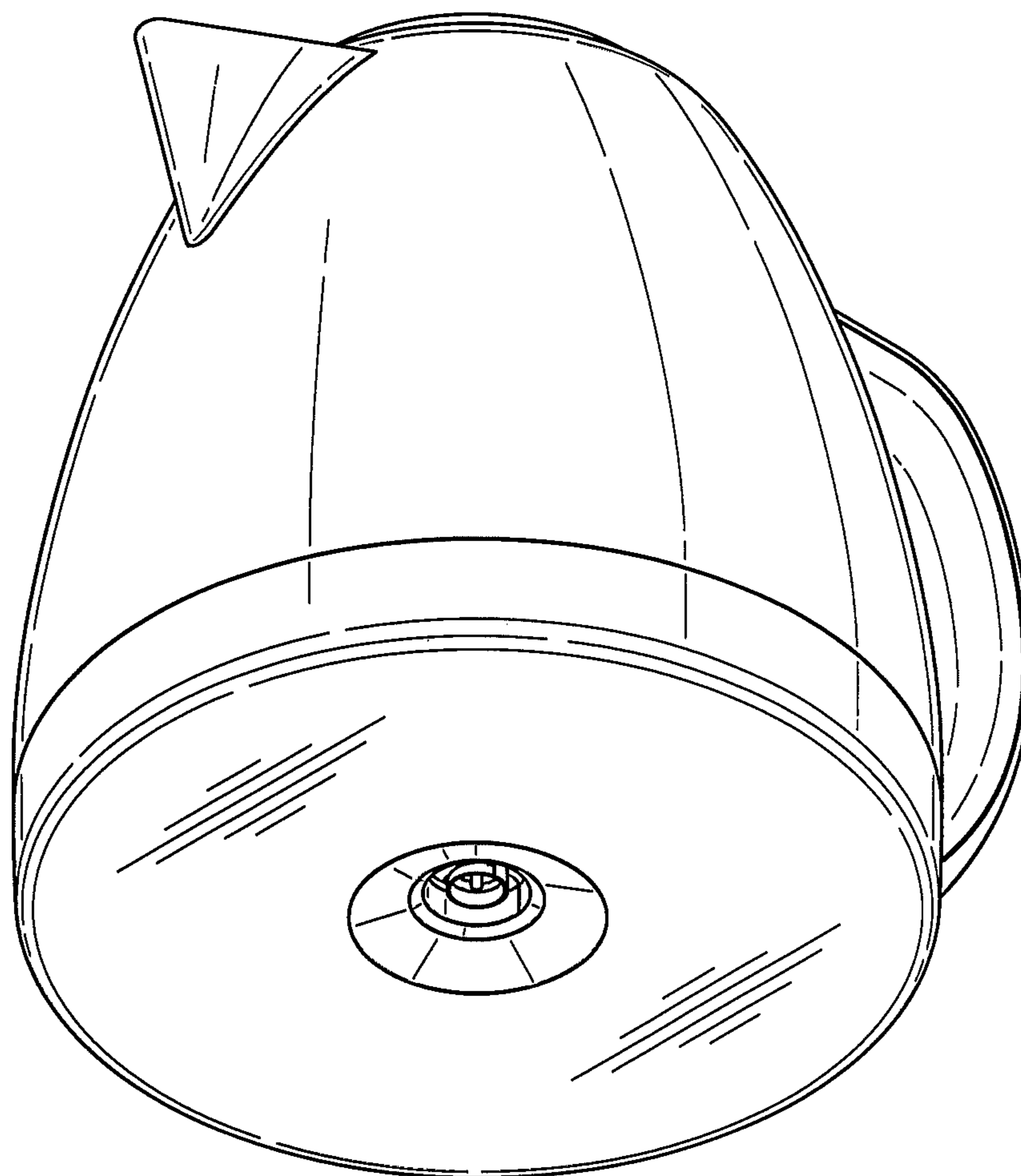


FIG. 1




FIG. 2

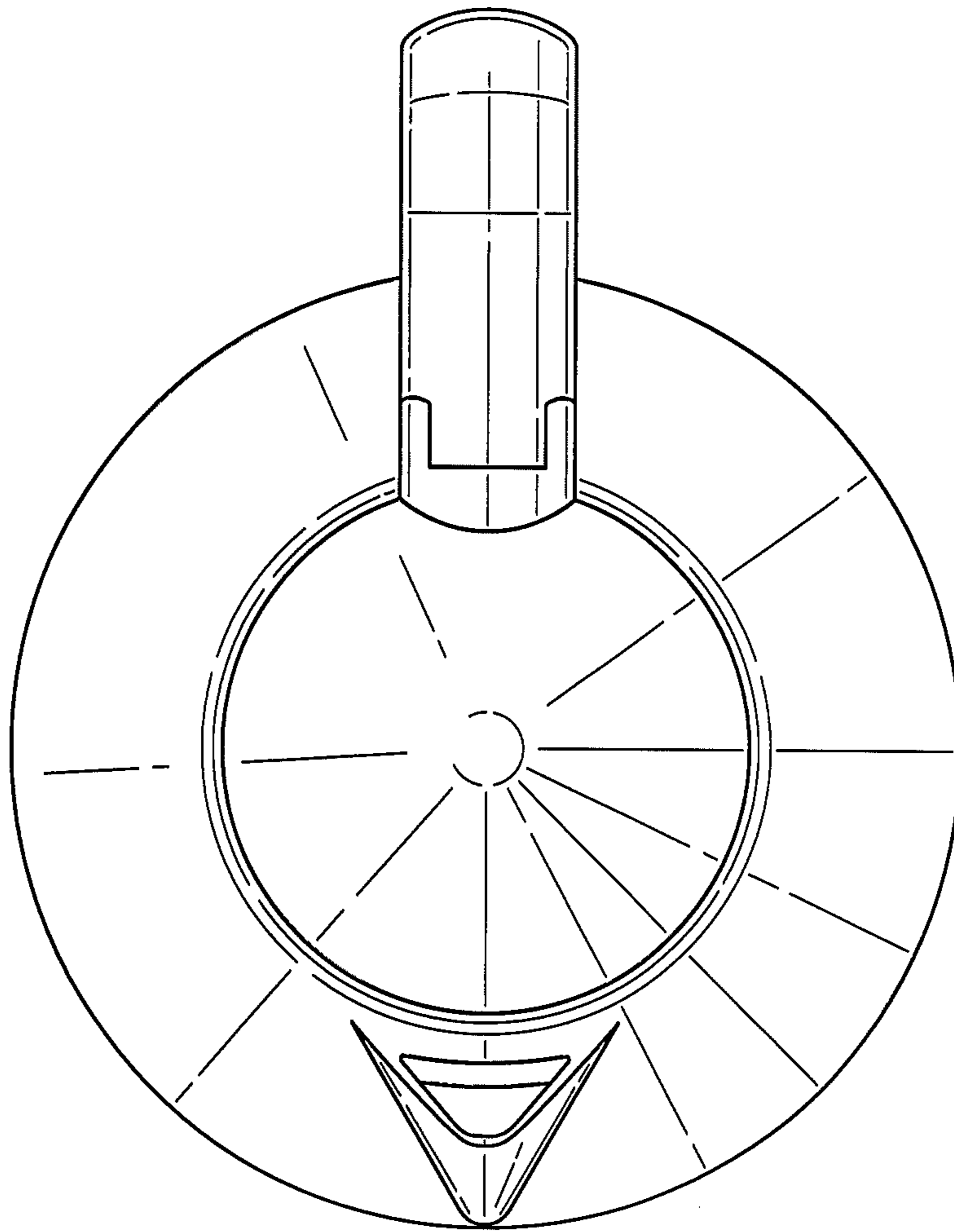


FIG. 3

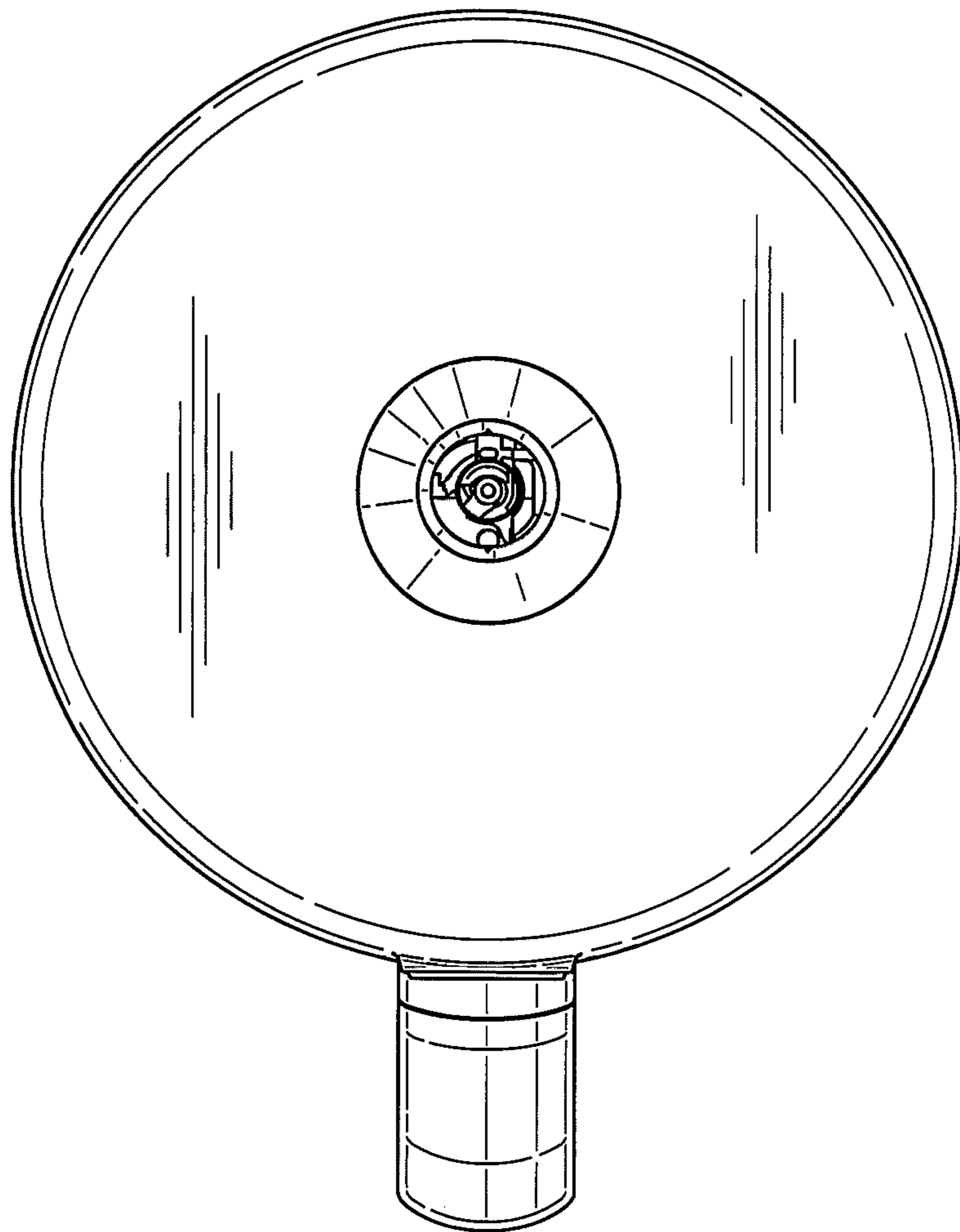


FIG. 4

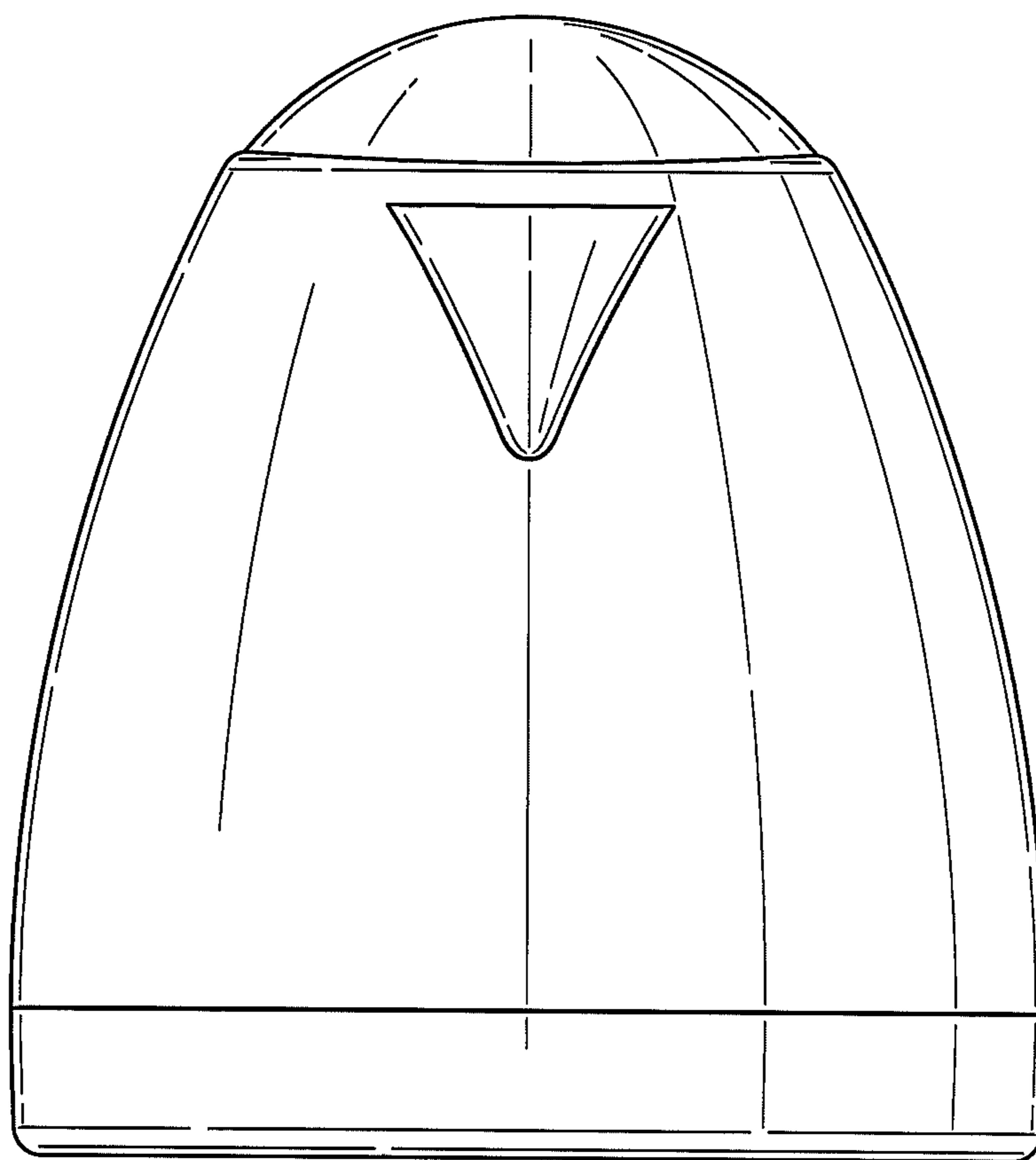


FIG. 5




FIG. 6

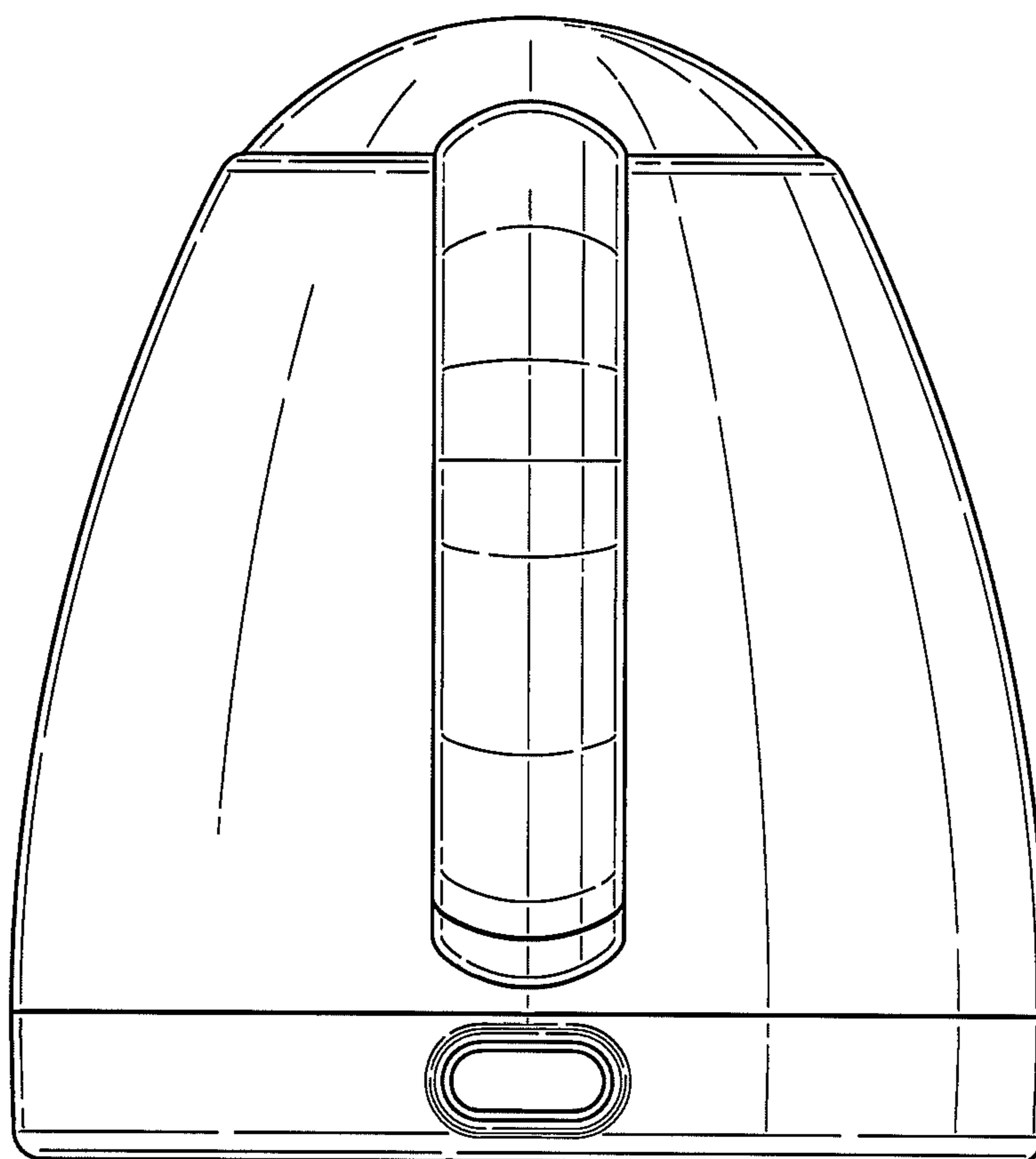


FIG. 7