



US00D727665S

(12) **United States Design Patent**  
**Hodges**

(10) **Patent No.:** **US D727,665 S**

(45) **Date of Patent:** **\*\* Apr. 28, 2015**

(54) **TOP MOUNT BAR**

(71) Applicant: **Frank J. Hodges**, Corona, CA (US)

(72) Inventor: **Frank J. Hodges**, Corona, CA (US)

(\*\*) Term: **14 Years**

(21) Appl. No.: **29/447,445**

(22) Filed: **Mar. 4, 2013**

(51) **LOC (10) Cl.** ..... **06-04**

(52) **U.S. Cl.**  
USPC ..... **D6/661.2**

(58) **Field of Classification Search**  
CPC ..... A47B 17/04; A47B 47/03; A47B 67/00;  
A47B 67/02; A47B 69/00; A47B 81/04;  
A47B 88/22; A47B 96/16; A47F 3/043;  
B67D 1/0857  
USPC ..... D6/559, 657-661.2, 664, 668.1, 670,  
D6/672, 676.4; 62/330; 312/114, 138.4,  
312/140.2, 204, 224, 248, 271, 326  
See application file for complete search history.

(56) **References Cited**

**U.S. PATENT DOCUMENTS**

2,141,468 A \* 12/1938 Hamaker ..... 312/140.2  
2,230,975 A \* 2/1941 Gratz ..... 312/248

2,836,477 A \* 5/1958 Karoff ..... 312/271  
3,558,203 A \* 1/1971 Alter ..... 312/140.2  
3,827,256 A \* 8/1974 Wiesner ..... 62/330  
6,840,592 B2 \* 1/2005 Kalieta et al. .... 312/326  
7,828,398 B1 \* 11/2010 Burnick et al. .... 312/140.2

\* cited by examiner

*Primary Examiner* — Ricky Pham

(74) *Attorney, Agent, or Firm* — Eric B. Alspaugh

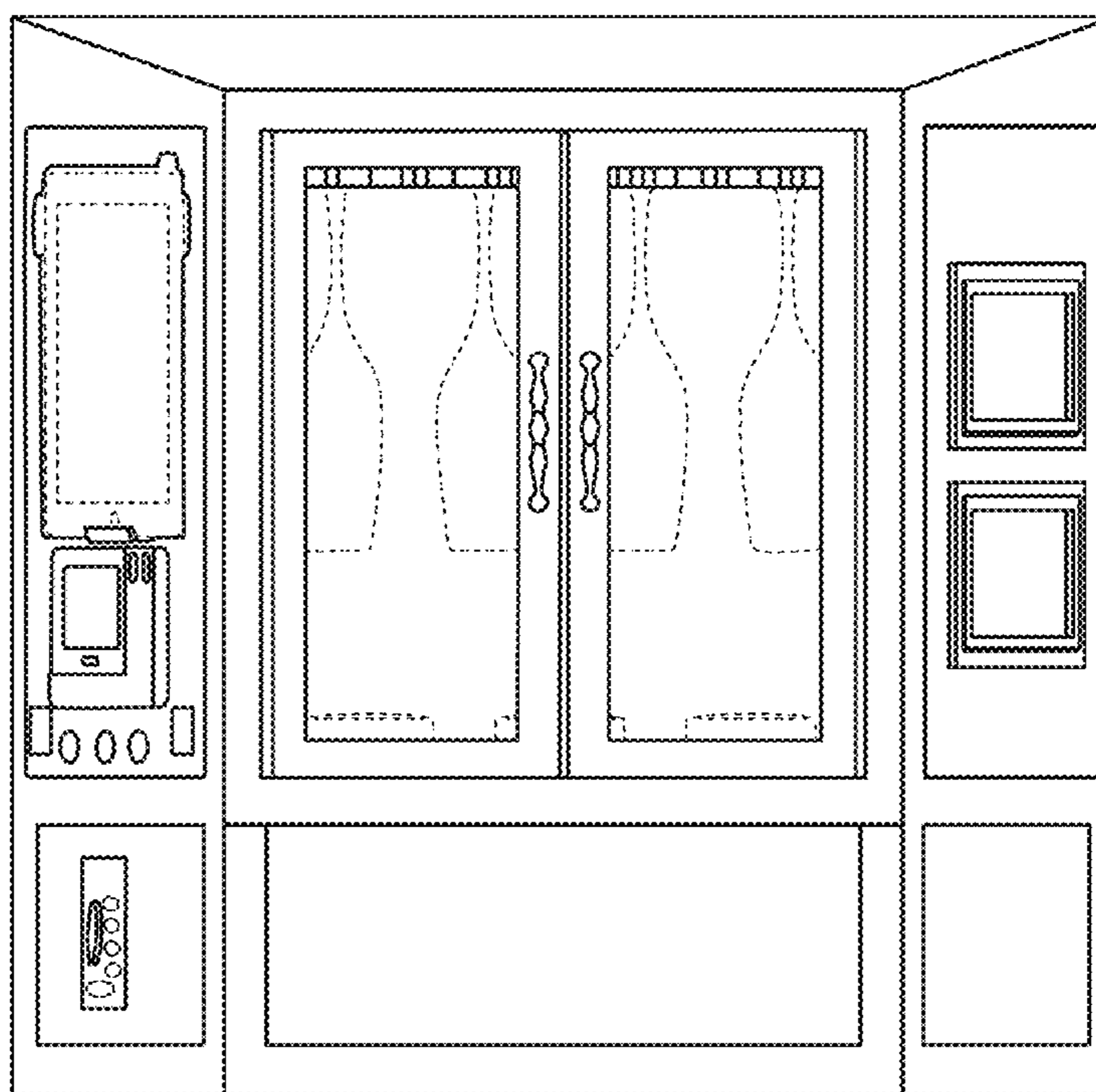
(57) **CLAIM**

The ornamental design for a top mount bar, as shown and described.

**DESCRIPTION**

FIG. 1 is a front view of a top mount bar showing my new design;  
FIG. 2 is an enlarged left side view thereof;  
FIG. 3 is an enlarged right side view thereof;  
FIG. 4 is a top plan view thereof;  
FIG. 5 is a bottom plan view thereof; and,  
FIG. 6 is an enlarged oblique view thereof.  
The portions shown in phantom provide context only but do not limit the claim and should not be considered part of the claimed design.

**1 Claim, 6 Drawing Sheets**



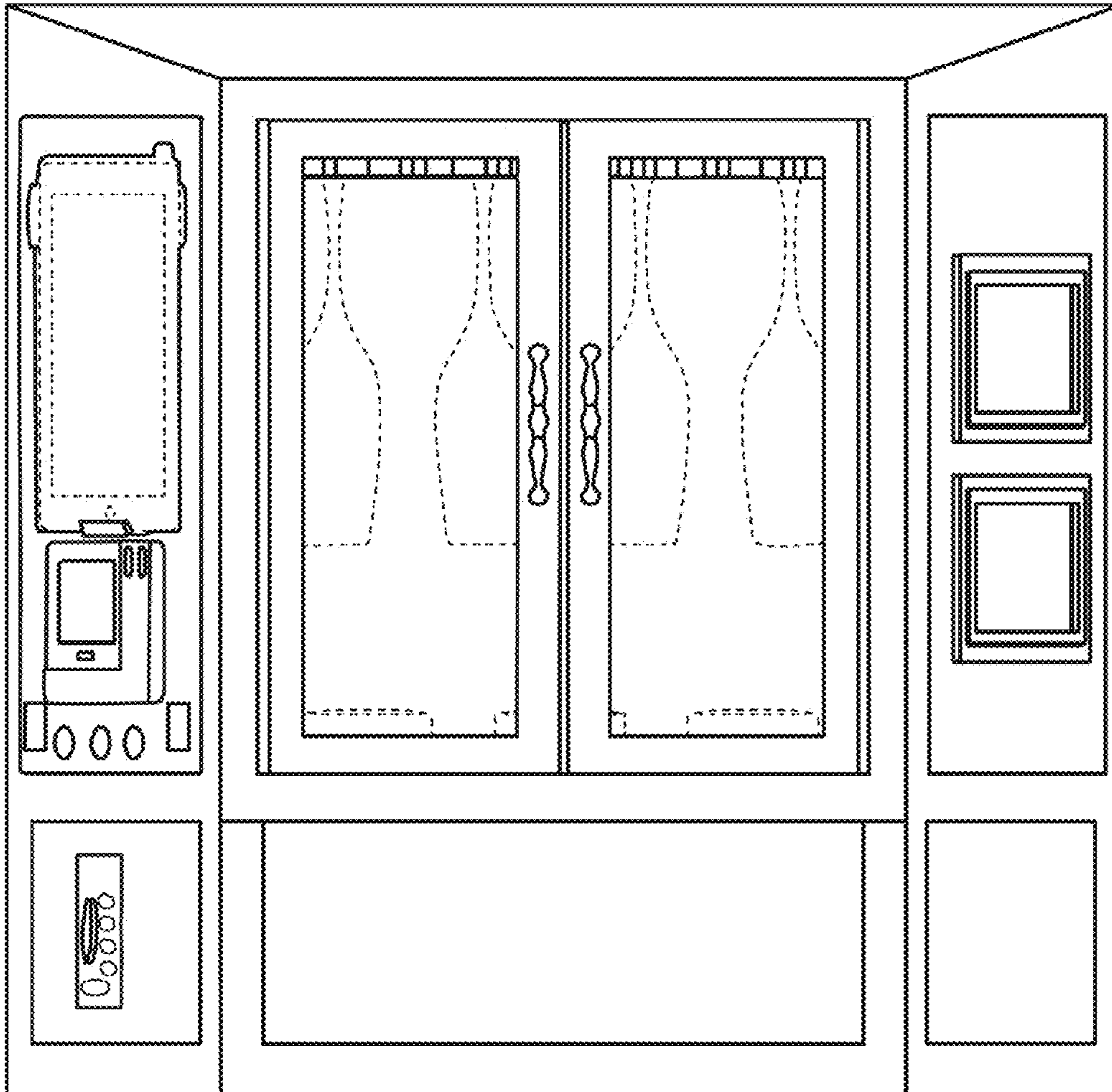


FIG. 1

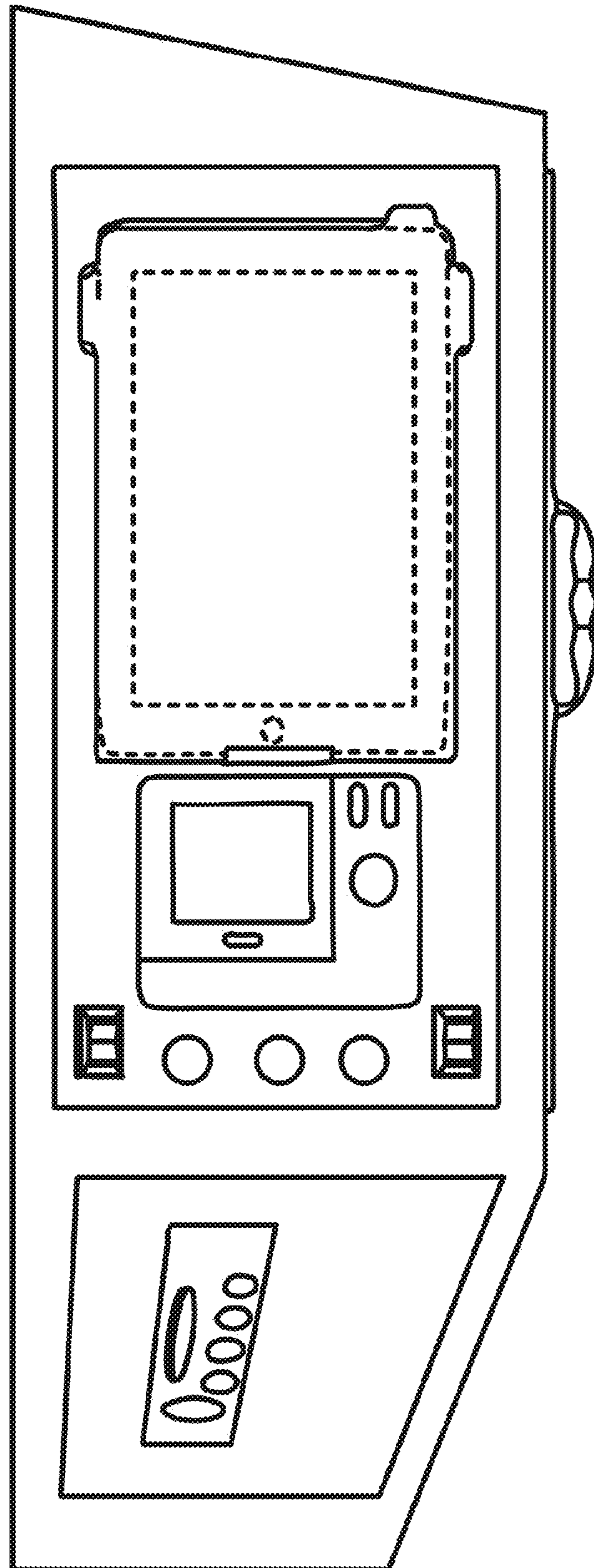


FIG. 2




FIG. 3

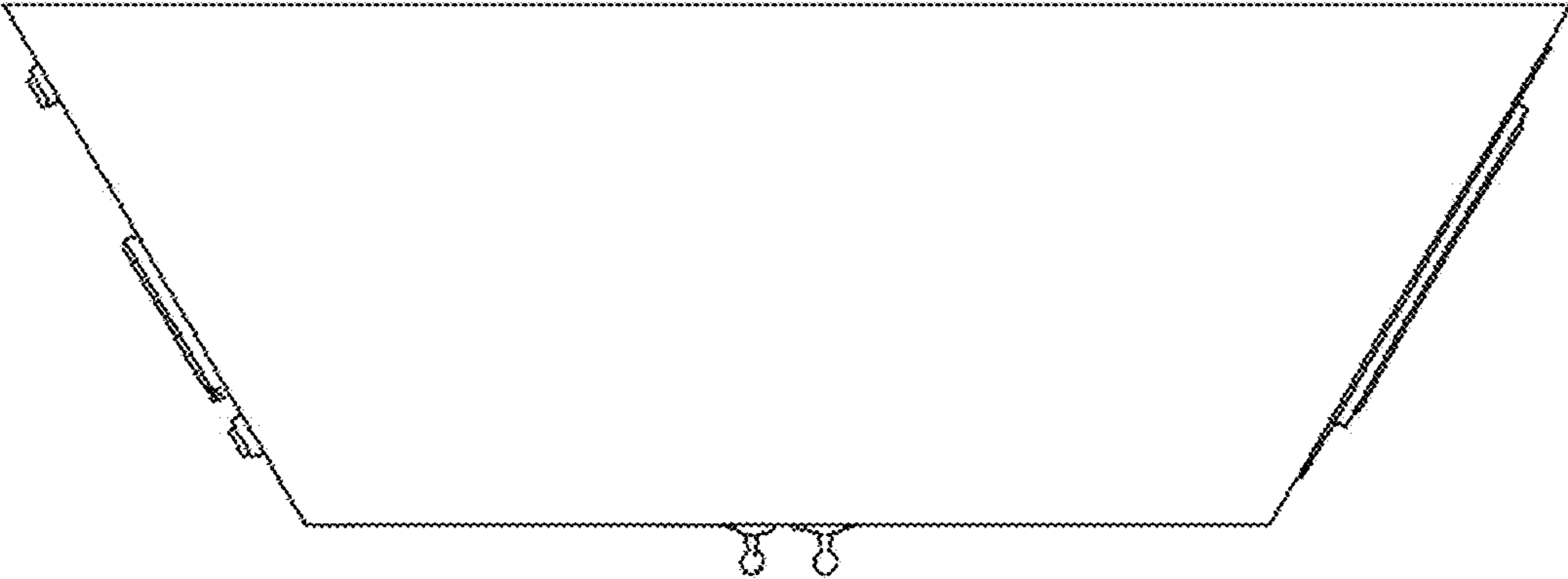


FIG. 4

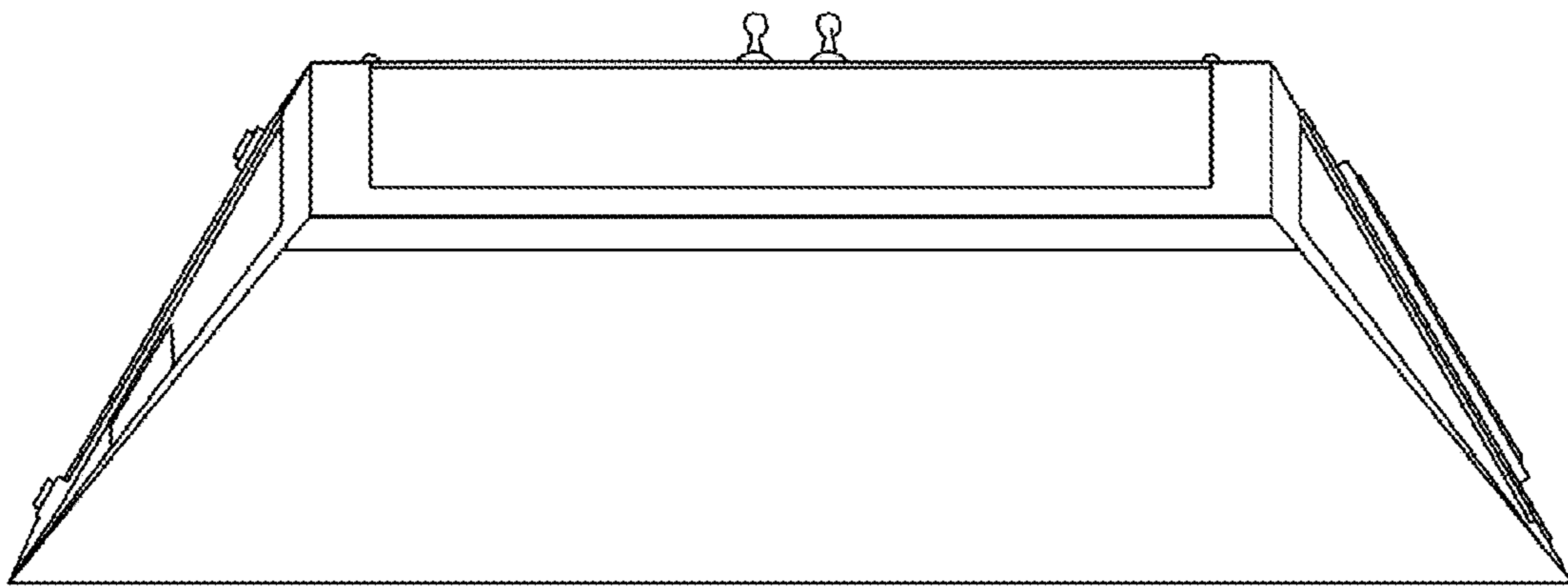


FIG. 5

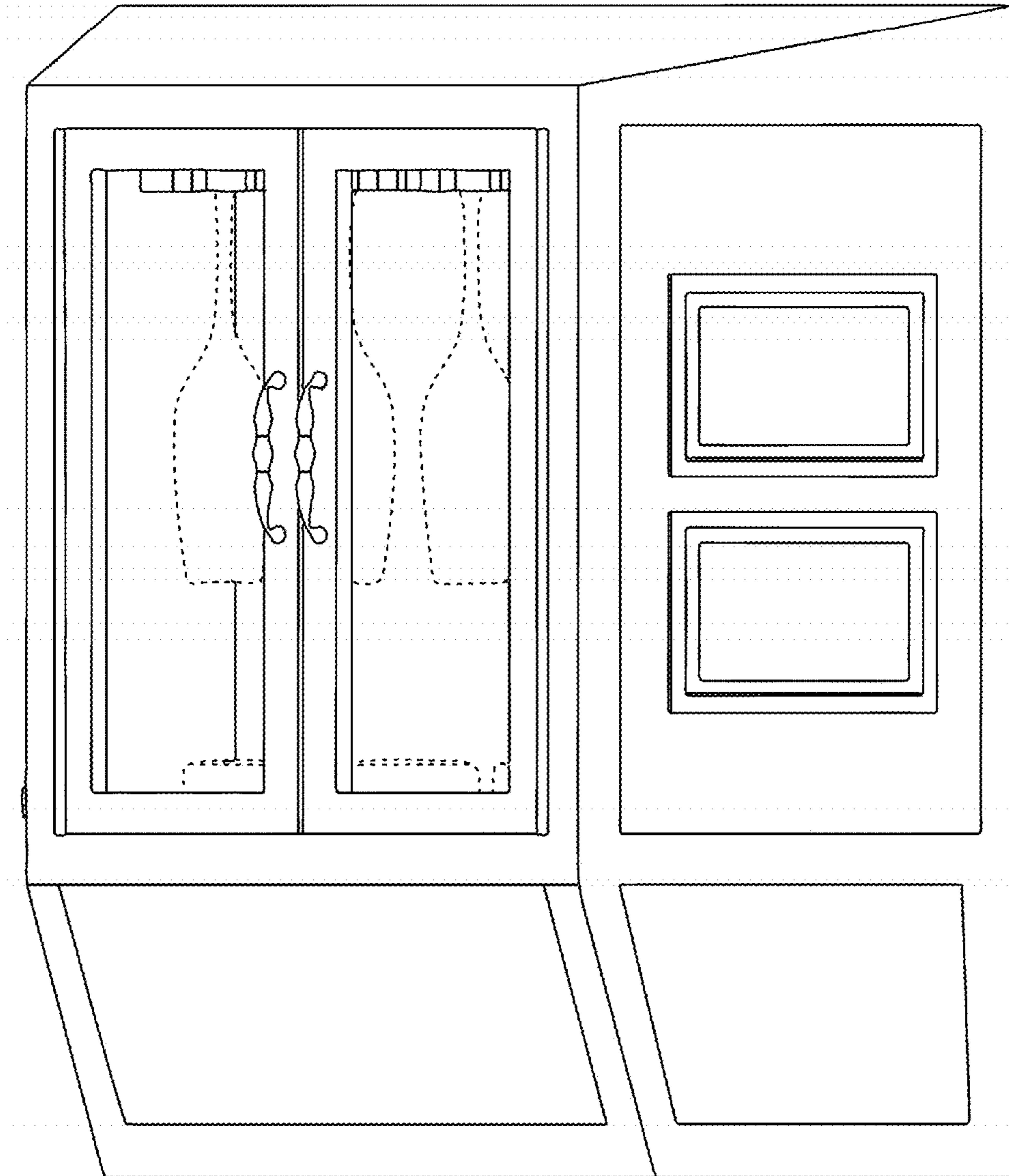


FIG. 6