



US00D727645S

(12) **United States Design Patent**
Zink et al.

(10) **Patent No.:** **US D727,645 S**
(45) **Date of Patent:** **** Apr. 28, 2015**

- (54) **SEAT**
- (71) Applicant: **Bobrick Washroom Equipment, Inc.**,
North Hollywood, CA (US)
- (72) Inventors: **Paul Thomas Zink**, Fishers, IN (US);
Andrew B. Mendenhall, Mooresville,
IN (US); **Dennis M. Turner**,
Mooresville, IN (US)
- (73) Assignee: **Bobrick Washroom Equipment, Inc.**,
North Hollywood, CA (US)
- (**) Term: **14 Years**
- (21) Appl. No.: **29/483,001**
- (22) Filed: **Feb. 24, 2014**
- (51) **LOC (10) Cl.** **06-01**
- (52) **U.S. Cl.**
USPC **D6/349; D6/333**
- (58) **Field of Classification Search**
CPC A47C 1/14; A47C 3/16-3/20; A47C 4/00;
A47C 4/28; A47C 5/02; A47C 5/04; A47C
5/043; A47C 7/00-7/006; A47C 7/02; A47C
9/00; A47C 9/02; A47C 9/002; A47C 9/007;
A47C 9/025; A47C 9/10; A47C 11/00;
A47C 12/00; A47C 13/00; A47C 16/02
USPC D6/340, 344, 347, 349-355, 358, 360,
D6/363-365, 381, 596, 601, 685, 687,
D6/688.15, 688.27, 690, 691, 692.3,
D6/708.16, 709, 709.2, 709.22, 711,
D6/716-716.7, 717
See application file for complete search history.

D243,296 S *	2/1977	Gottsegen	D6/334
D283,855 S *	5/1986	Kujawski	D6/333
D376,920 S *	12/1996	Wood	D6/333
D420,844 S *	2/2000	Keilhauer	D6/601
D610,853 S *	3/2010	Straub	D6/601
D645,680 S *	9/2011	Gilbert	D6/500
D658,394 S *	5/2012	Debevec et al.	D6/333
D670,090 S *	11/2012	Miucci	D6/349
D695,030 S *	12/2013	Buitendag	D6/333
D698,448 S *	1/2014	Heck	D24/191
D711,675 S *	8/2014	Sato	D6/716.1

OTHER PUBLICATIONS

Seating Cinema Seats (Discontinued). [online] Retrieved Dec. 11, 2014 from URL: <<http://www.koalabear.com/seating/cinema-seats>>.*
 Koala Kare KB424-19 Multi-Color Cinema Seats with Cart—36 Seats / Case. [online] Retrieved Dec. 11, 2014 from URL: <<http://www.gotowebstore.com/520KB42419>>.*

* cited by examiner

Primary Examiner — Sheryl Lane

Assistant Examiner — Vy Koenig

(74) *Attorney, Agent, or Firm* — Christie, Parker & Hale, LLP

(57) **CLAIM**

The ornamental design for seat, as shown and described.

DESCRIPTION

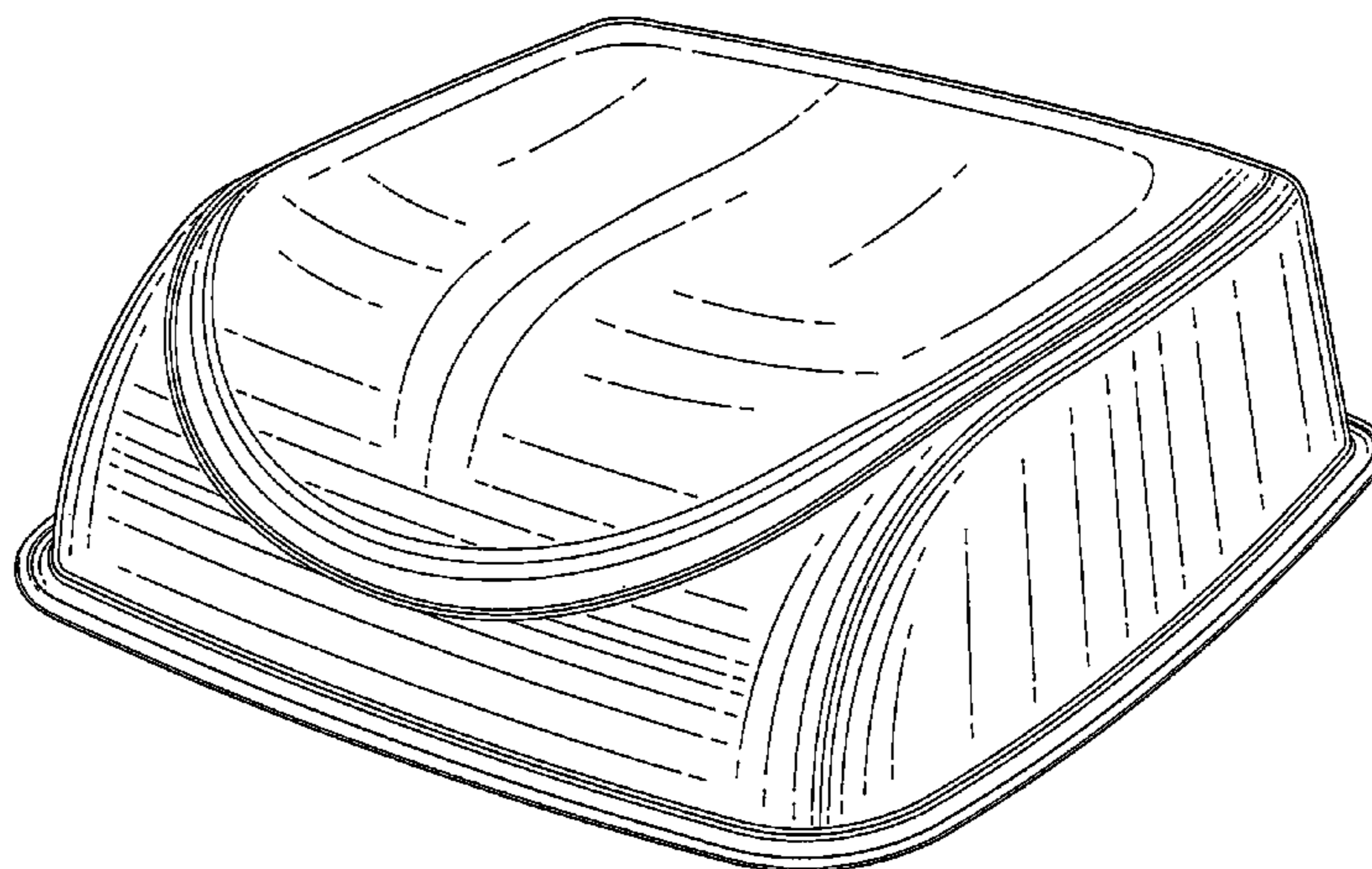
FIG. 1 is a perspective view of our seat design;
 FIG. 2 is a top view thereof;
 FIG. 3 is a front view thereof;
 FIG. 4 is a rear view thereof;
 FIG. 5 is a right side view, the left side view being a mirror image of the right side view; and,
 FIG. 6 is a bottom view thereof.
 The broken lines shown in the drawings depict environmental features that form no part of the claimed design.

1 Claim, 5 Drawing Sheets

(56) **References Cited**

U.S. PATENT DOCUMENTS

D123,573 S *	11/1940	Rideout	D6/502
D222,005 S *	9/1971	Kelly	D6/501



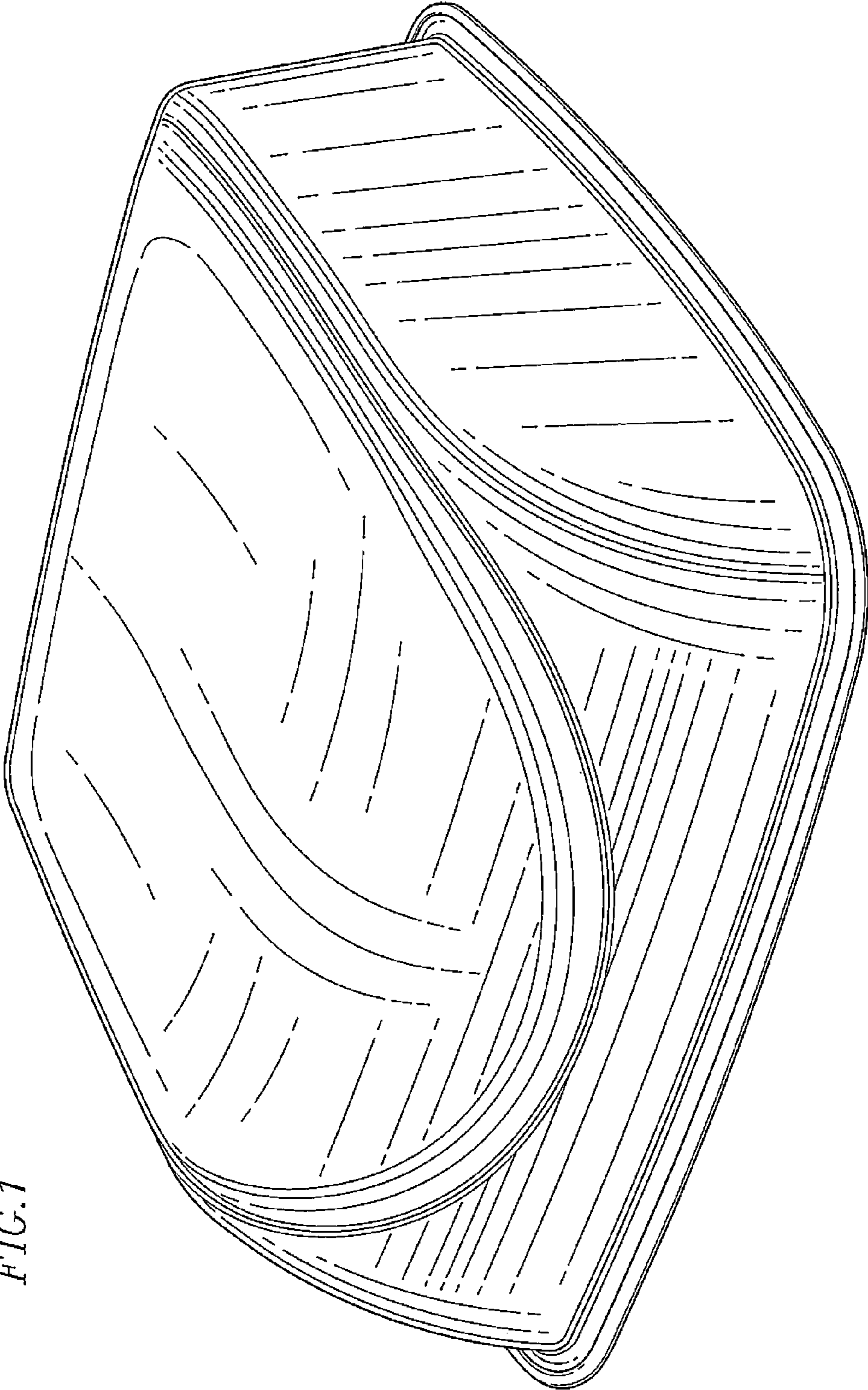


FIG. 1

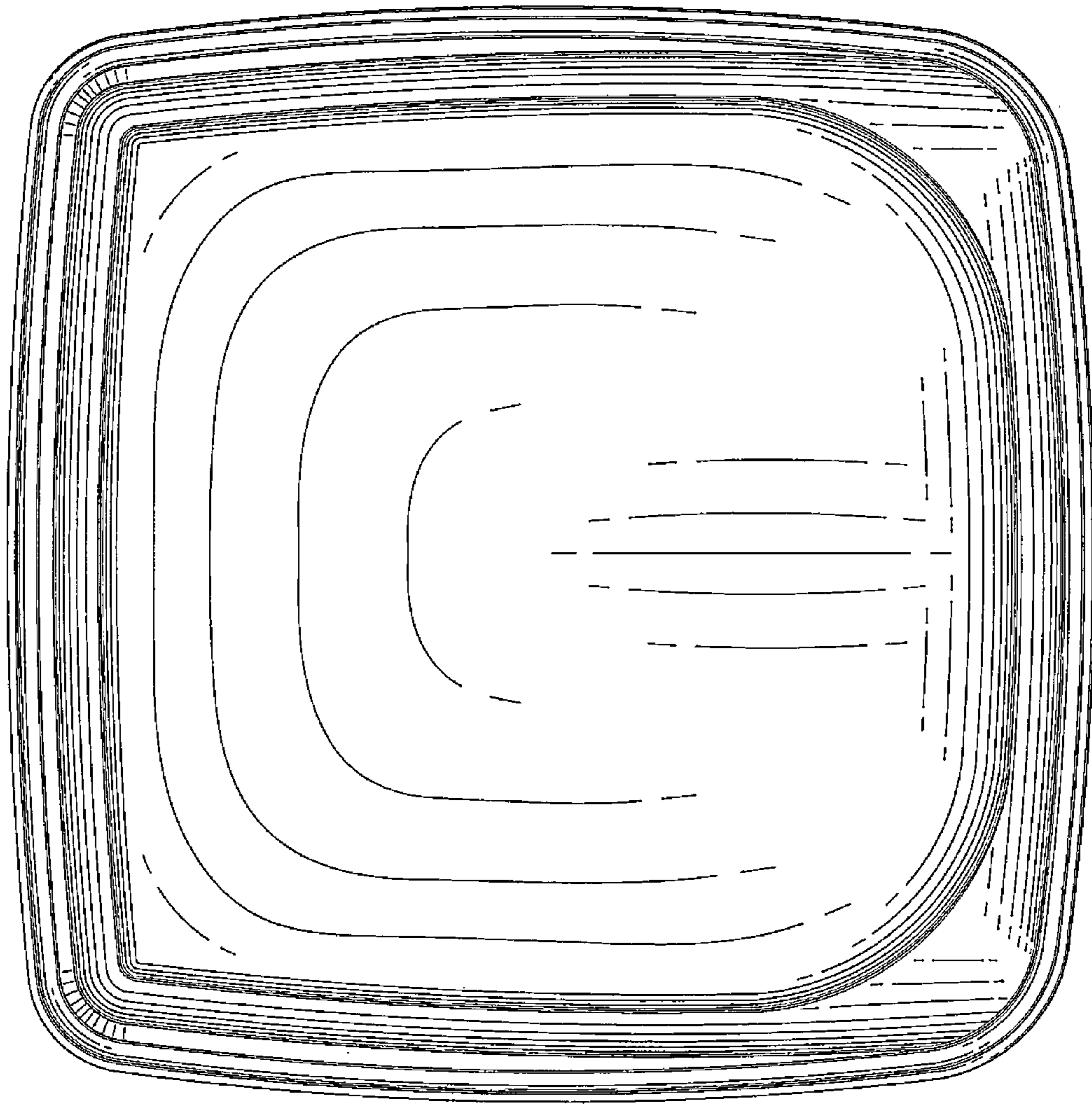


FIG. 2

FIG. 3

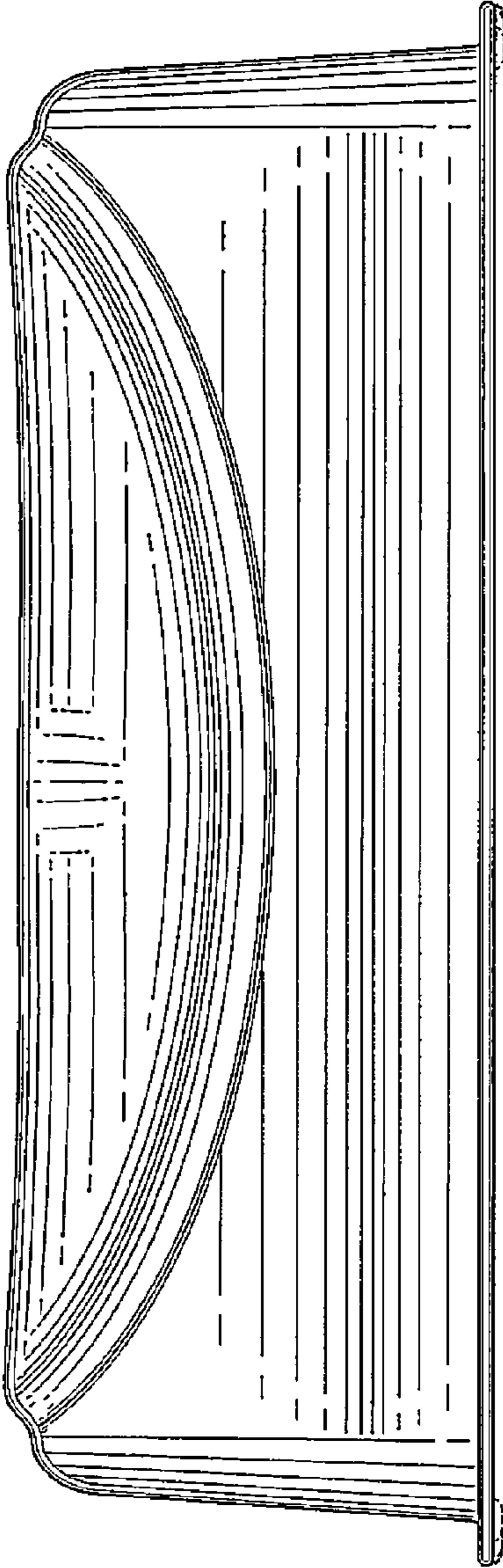


FIG. 4

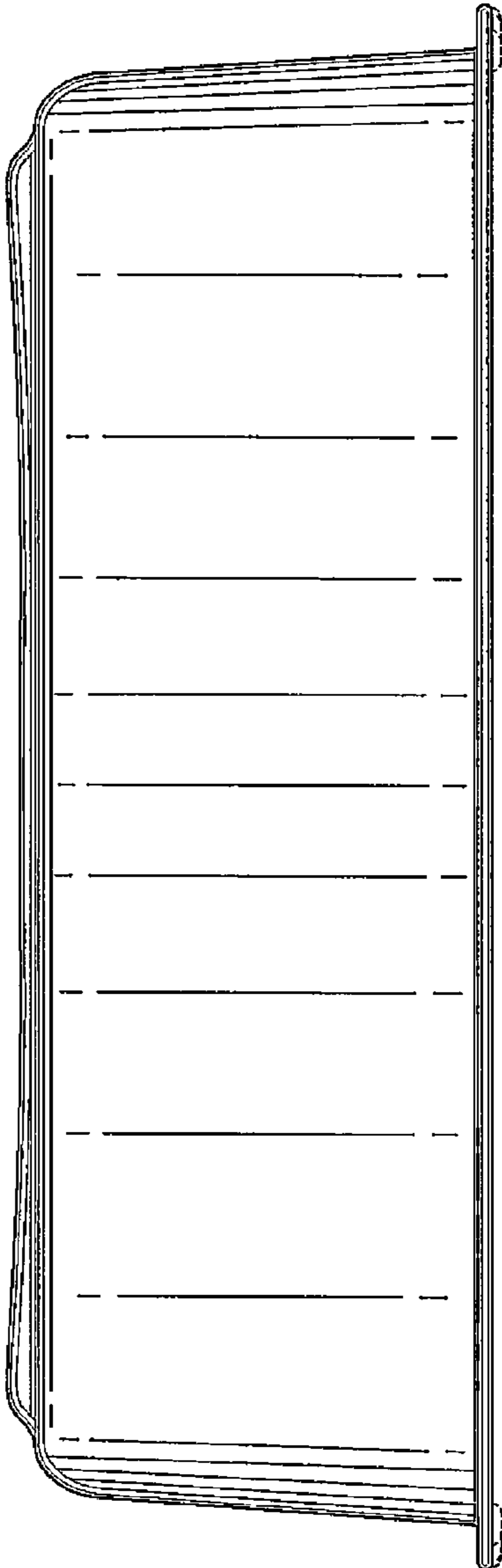
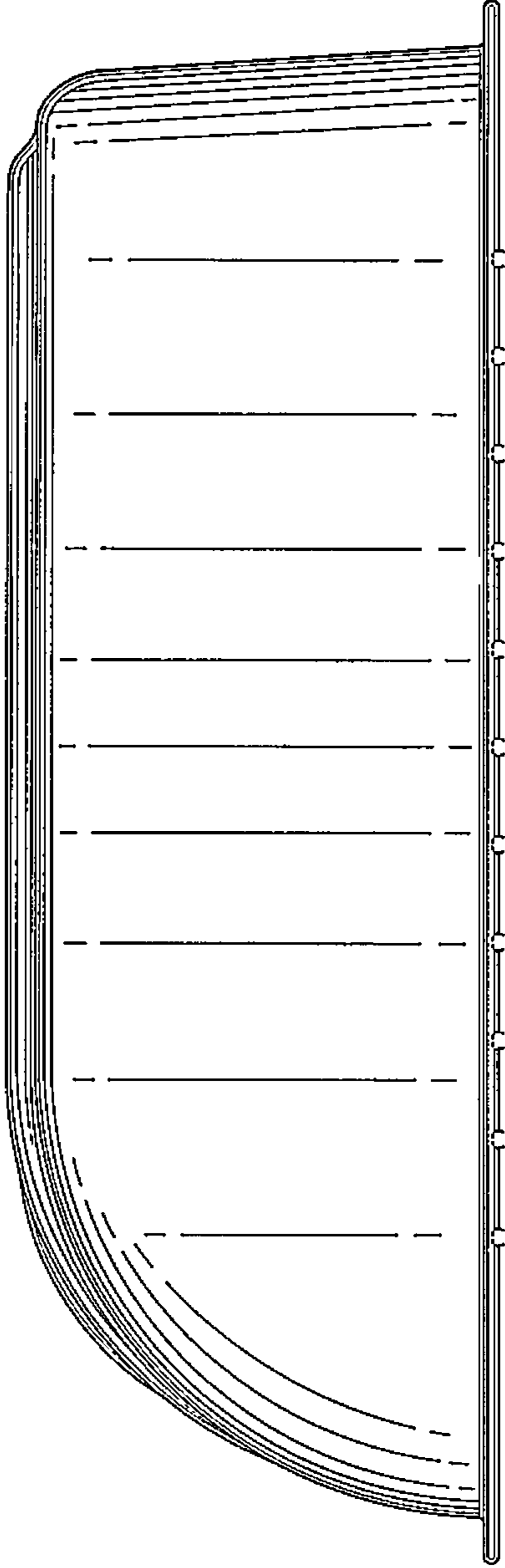


FIG. 5






FIG. 6