

US00D727629S

(12) **United States Design Patent**
Gordon et al.

(10) **Patent No.:** **US D727,629 S**
(45) **Date of Patent:** **** Apr. 28, 2015**

(54) **COMBINED PICTURE AND FRAME**

(71) Applicant: **Two View Art Corp.**, Plymouth, MA
(US)

(72) Inventors: **Jay Gordon**, New York, NY (US);
Arthur S. Mintz, Hewlett, NY (US);
Arthur Perlis, Plymouth, MA (US);
David A. Wagner, Brooklyn, NY (US)

(**) Term: **14 Years**

(21) Appl. No.: **29/487,597**

(22) Filed: **Apr. 10, 2014**

(51) **LOC (10) Cl.** **06-07**

(52) **U.S. Cl.**
USPC **D6/300**

(58) **Field of Classification Search**
USPC D6/300, 301, 310-312; 40/700, 735,
40/734, 453, 454, 430
See application file for complete search history.

(56) **References Cited**

U.S. PATENT DOCUMENTS

990,490	A *	4/1911	Miller	40/453
2,851,804	A *	9/1958	Roach	40/539
4,195,248	A *	3/1980	D'Amato et al.	313/403
4,233,767	A *	11/1980	Hryhorczuk	40/453
D270,319	S *	8/1983	Greenberg	D20/29
5,598,650	A *	2/1997	Brown	40/453
6,173,516	B1 *	1/2001	Duerrstein	40/453

D485,993	S *	2/2004	Noble	D6/300
D548,981	S *	8/2007	Ernetoft	D6/300
D654,274	S *	2/2012	Krawczyk	D6/300
RE43,634	E *	9/2012	Mischel, Jr.	D6/308
2007/0056197	A1 *	3/2007	Davis	40/453

* cited by examiner

Primary Examiner — Janice Seeger

(74) *Attorney, Agent, or Firm* — Antonio Papageorgiou,
Esq.

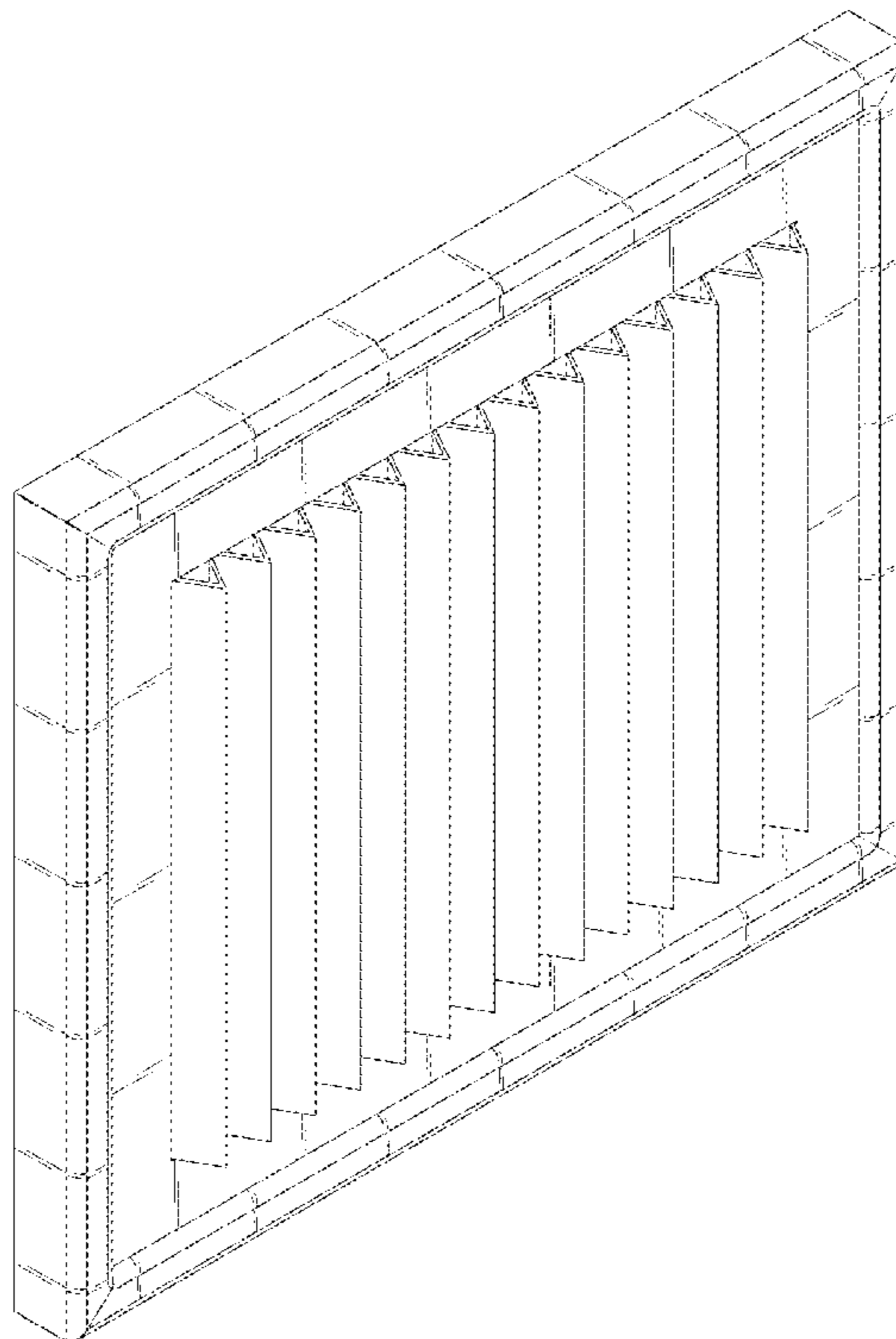
(57) **CLAIM**

The ornamental design for a combined picture and frame, as shown and described.

DESCRIPTION

FIG. 1 is a perspective view of the left side, the top and the front of the combined picture and frame according to a first embodiment of my new design;
FIG. 2 is a front view thereof;
FIG. 3 is a left side view thereof;
FIG. 4 is a right side view thereof;
FIG. 5 is a top view thereof; and
FIG. 6 is a bottom view thereof.
FIG. 7 is a perspective view of the left side, the top and the front of the combined picture and frame according to a second embodiment of my new design;
FIG. 8 is a front view thereof;
FIG. 9 is a left side view thereof;
FIG. 10 is a right side view thereof;
FIG. 11 is a top view thereof; and
FIG. 12 is a bottom view thereof.

1 Claim, 8 Drawing Sheets



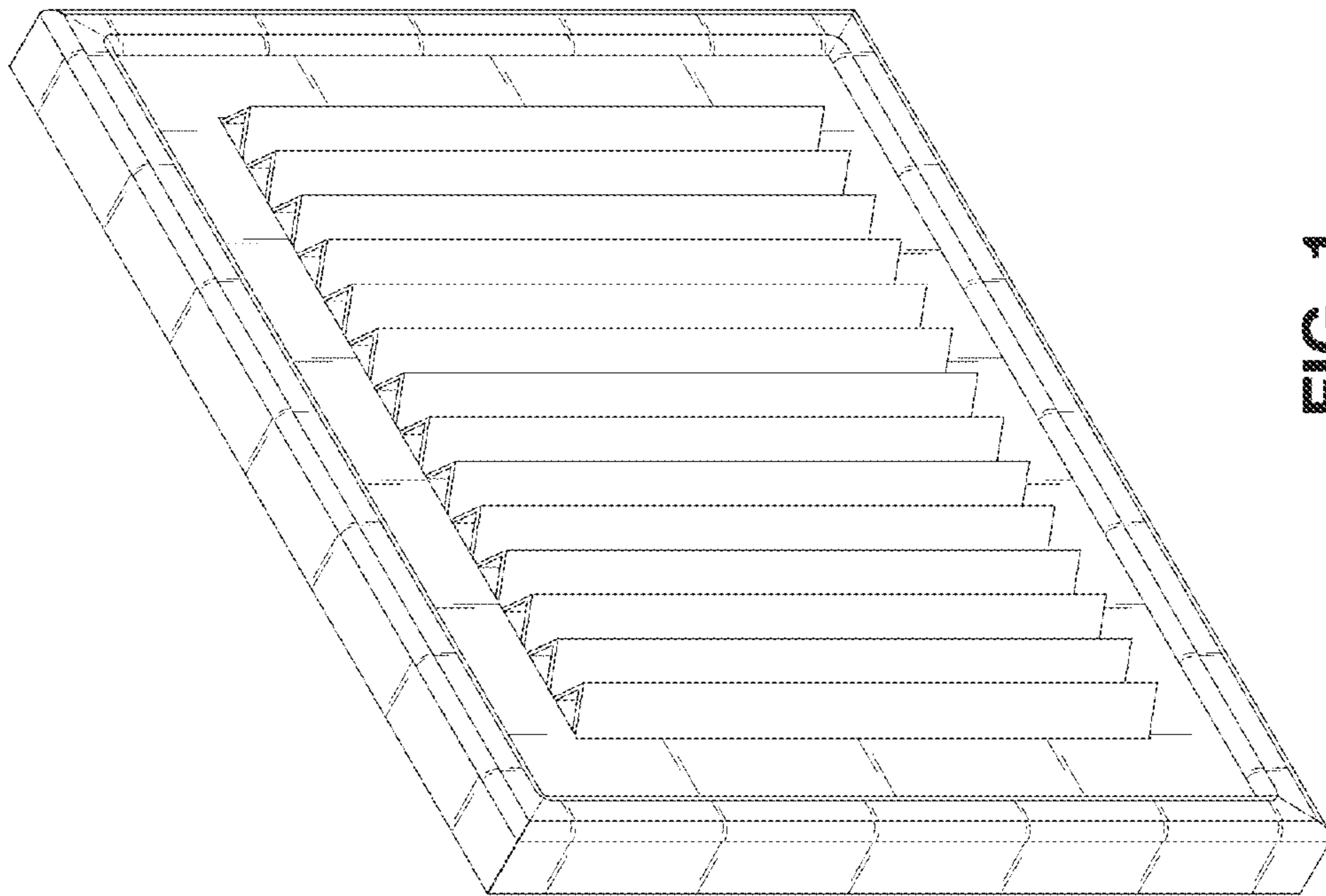


FIG. 1




FIG. 2




FIG. 4

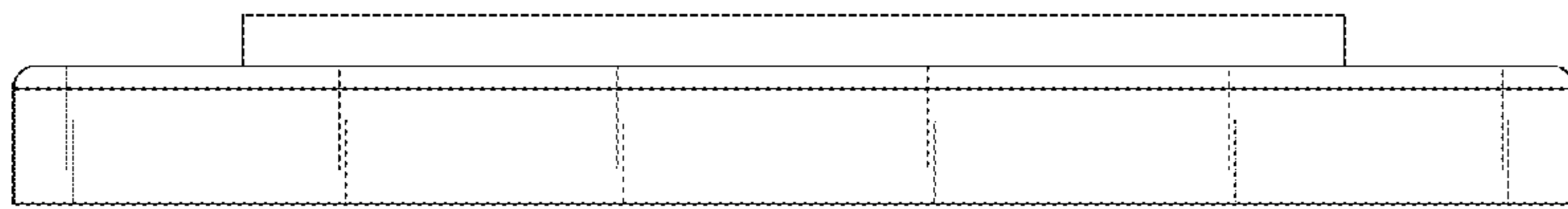


FIG. 3

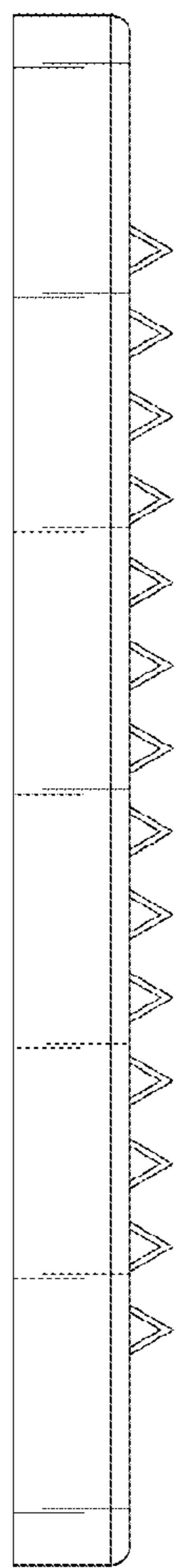


FIG. 5

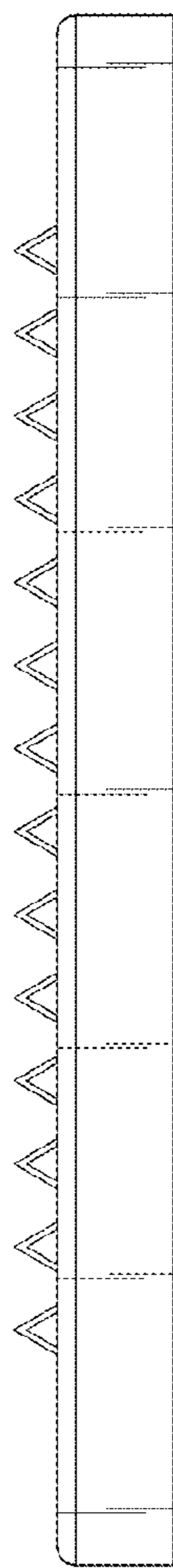


FIG. 6

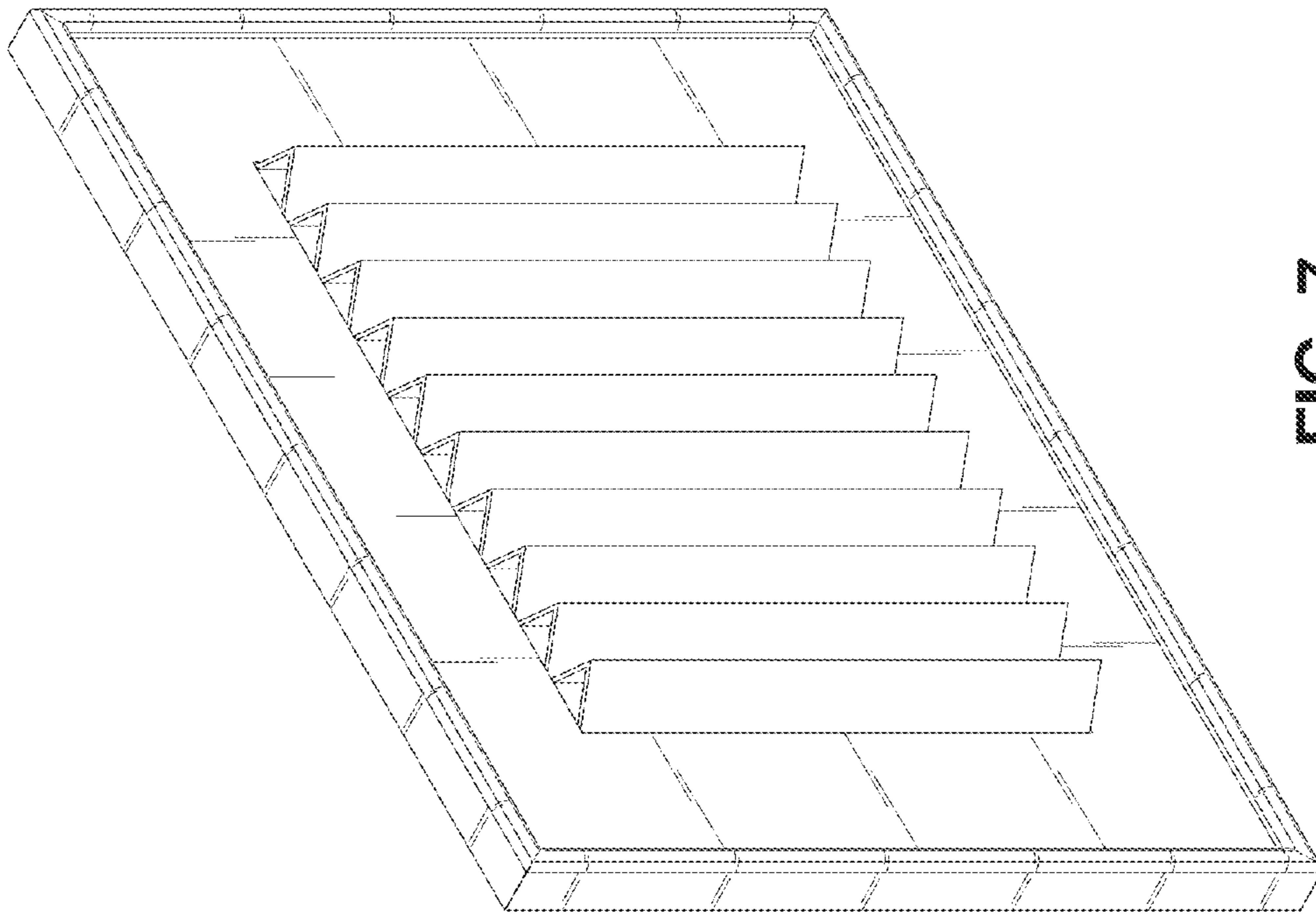


FIG. 7

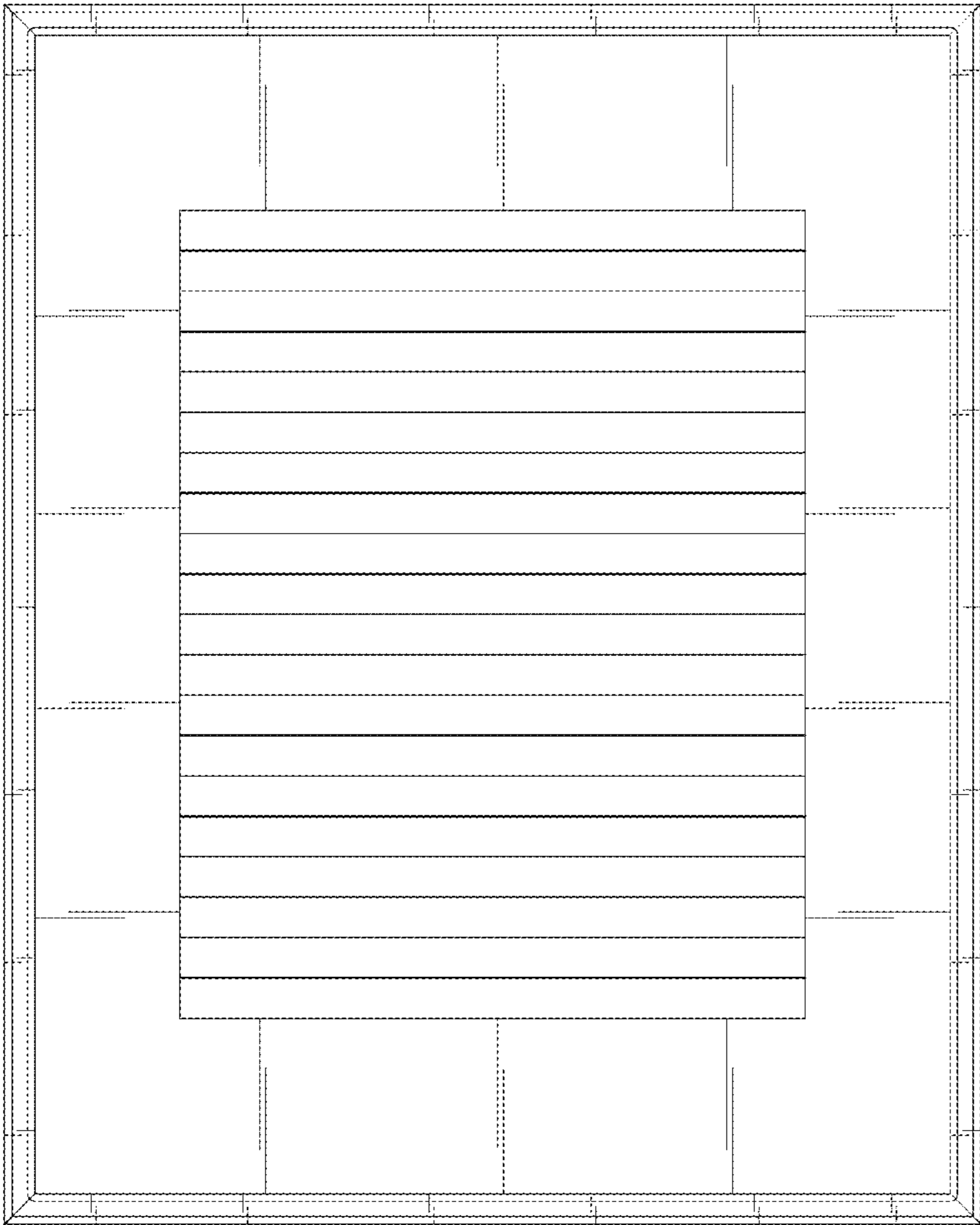


FIG. 8

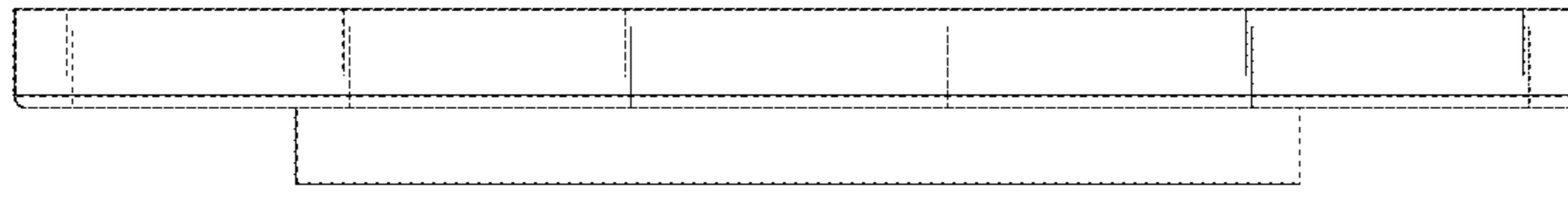


FIG. 10

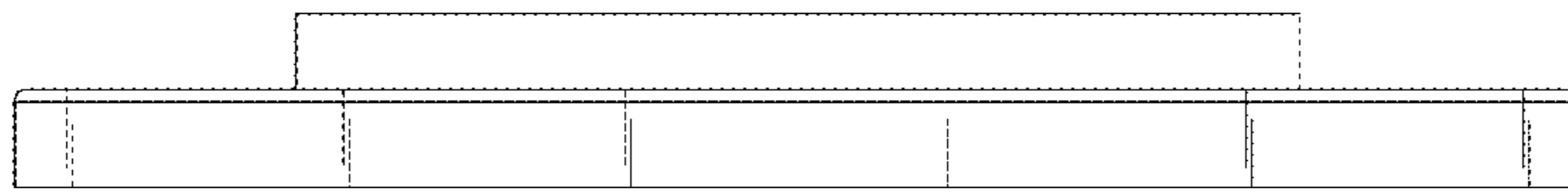


FIG. 9

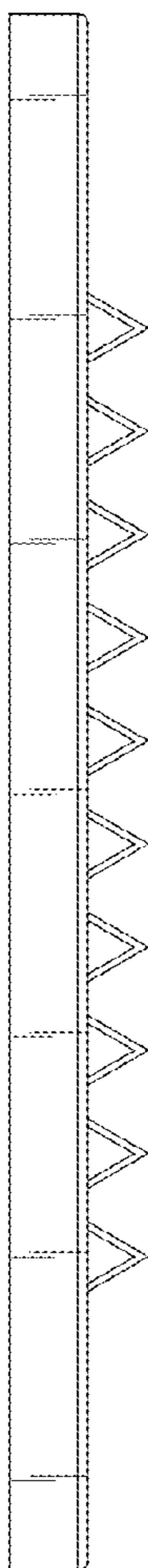


FIG. 11

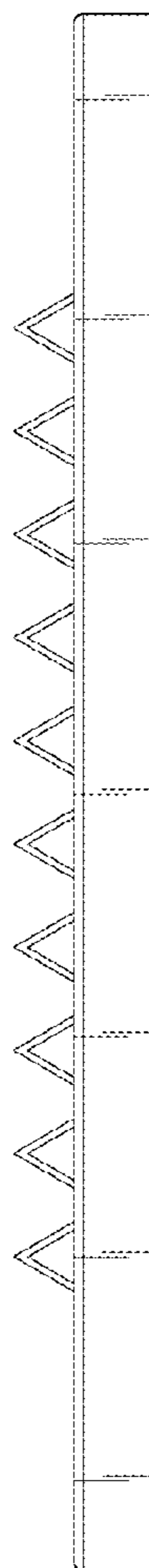


FIG. 12