



US00D727627S

(12) **United States Design Patent**
DeChristofaro

(10) **Patent No.:** **US D727,627 S**

(45) **Date of Patent:** **** *Apr. 28, 2015**

- (54) **TOOTHBRUSH CASE**
- (71) Applicant: **David DeChristofaro Investments, LLC**, Niles, OH (US)
- (72) Inventor: **David M. DeChristofaro**, Niles, OH (US)
- (73) Assignee: **David DeChristofaro Investments LLC**, Niles, OH (US)

D412,247 S *	7/1999	Adkins	D4/199
D426,067 S *	6/2000	De Melo	D4/108
D474,034 S *	5/2003	McCurrach et al.	D4/199
D479,398 S *	9/2003	Sanderson	D3/254
D484,683 S *	1/2004	Eldon et al.	D3/205
D493,136 S *	7/2004	Since	D13/103
D497,257 S *	10/2004	Jamson	D4/108
D502,266 S *	2/2005	Shin	D24/217
6,895,976 B2 *	5/2005	Hetzler et al.	132/308
D532,612 S *	11/2006	Lamason et al.	D4/199

(Continued)

(*) Notice: This patent is subject to a terminal disclaimer.

Primary Examiner — Austin Murphy

(74) *Attorney, Agent, or Firm* — Blank Rome LLP

(**) Term: **14 Years**

(57) **CLAIM**

The ornamental design for a toothbrush case, as shown and described.

(21) Appl. No.: **29/483,196**

DESCRIPTION

(22) Filed: **Feb. 26, 2014**

(51) **LOC (10) Cl.** **04-99**

(52) **U.S. Cl.**
USPC **D4/199**

(58) **Field of Classification Search**
CPC A61C 19/02; A47K 2005/00; B65D 35/56; A46B 17/04
USPC D4/113, 199; D3/205, 254; D6/528, D6/534; D28/66, 68; 15/184; 132/308-311; 206/63.5, 209, 209.1, 206/361, 632.2, 368, 581, 823; D24/215
See application file for complete search history.

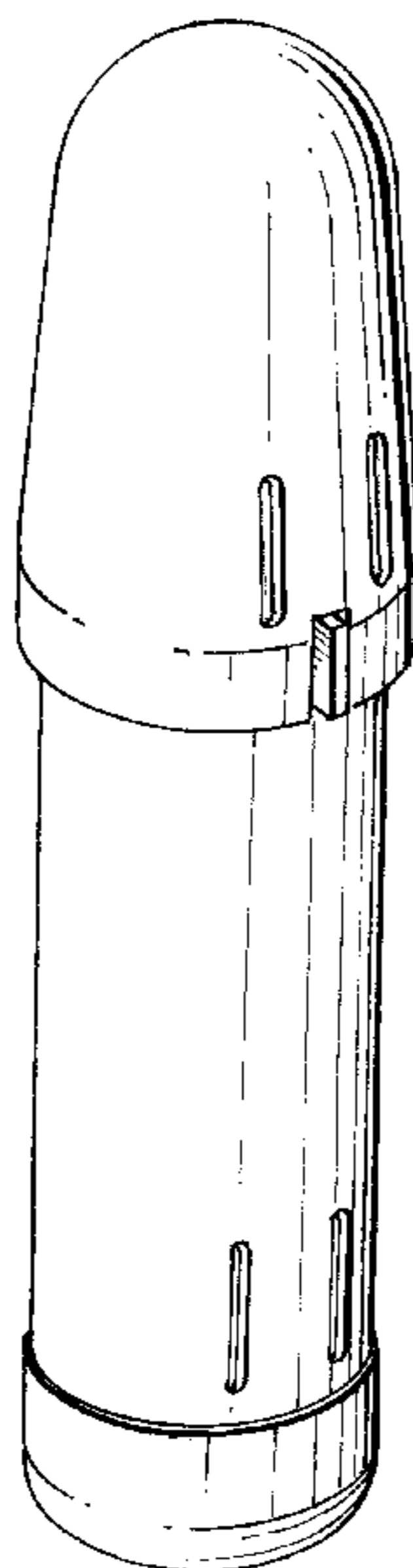
FIG. 1 is a perspective view of a toothbrush case of the present design, the toothbrush case comprising a cap and a base. FIG. 2 is a front view of the toothbrush case of FIG. 1. FIG. 3 is a rear view of the toothbrush case of FIG. 1. FIG. 4 is a top view of the toothbrush case of FIG. 1. FIG. 5 is a bottom view of the toothbrush case of FIG. 1. FIG. 6 is a right side view of the toothbrush case of FIG. 1, the left side view being a mirror image thereof. FIG. 7 is a front view of the base of the toothbrush case of FIG. 1 with the cap removed. FIG. 8 is a rear view of the base of the toothbrush case of FIG. 1 with the cap removed. FIG. 9 is a top view of the base of the toothbrush case of FIG. 1 with the cap removed. FIG. 10 is a bottom view of the base of the toothbrush case of FIG. 1 with the cap removed; and, FIG. 11 is a right side view of the base of the toothbrush case of FIG. 1 with the cap removed, the left side view being a mirror image thereof.

(56) **References Cited**

U.S. PATENT DOCUMENTS

1,961,161 A *	6/1934	Nemmers	132/308
2,652,064 A *	9/1953	Shook	401/125
5,076,428 A *	12/1991	Shaw	206/362.2
D337,207 S *	7/1993	Tiramani et al.	D4/199
5,692,603 A *	12/1997	Stotesbury	206/209.1
D398,150 S *	9/1998	Vonarburg	D3/302

1 Claim, 5 Drawing Sheets



(56)

References Cited

U.S. PATENT DOCUMENTS

D535,106 S *	1/2007	Vu	D4/199	D574,605 S *	8/2008	Schroeder et al.	D3/201
D538,437 S *	3/2007	Yue et al.	D24/217	D580,179 S *	11/2008	Vu	D4/199
D545,066 S *	6/2007	Bustos	D4/199	D685,105 S *	6/2013	Marshall	D24/215
					2001/0004053 A1 *	6/2001	Taormina	206/6
					2005/0211263 A1 *	9/2005	Kuo	132/310

* cited by examiner

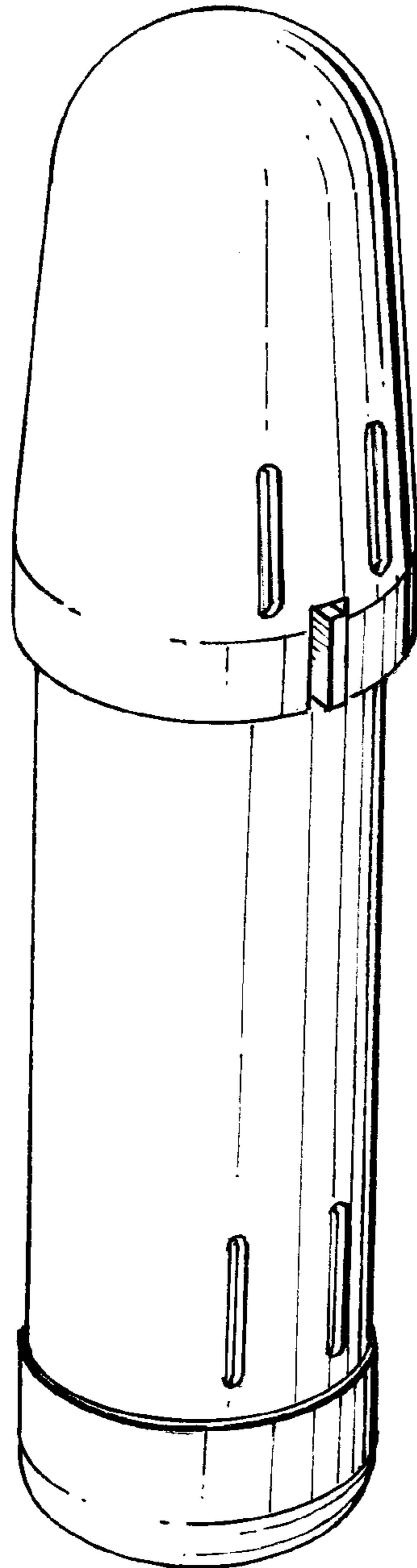


FIG. 1

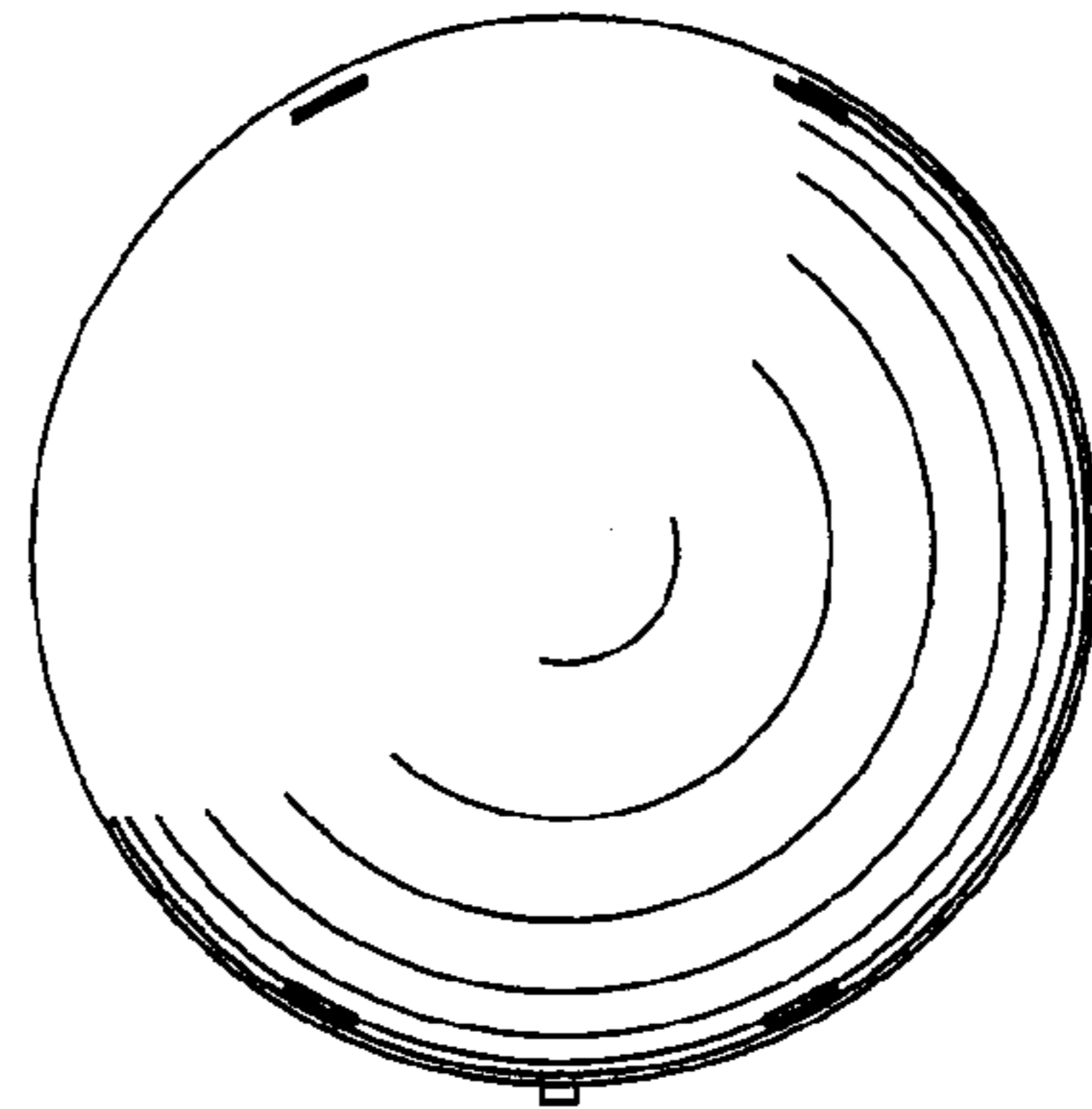


FIG. 4

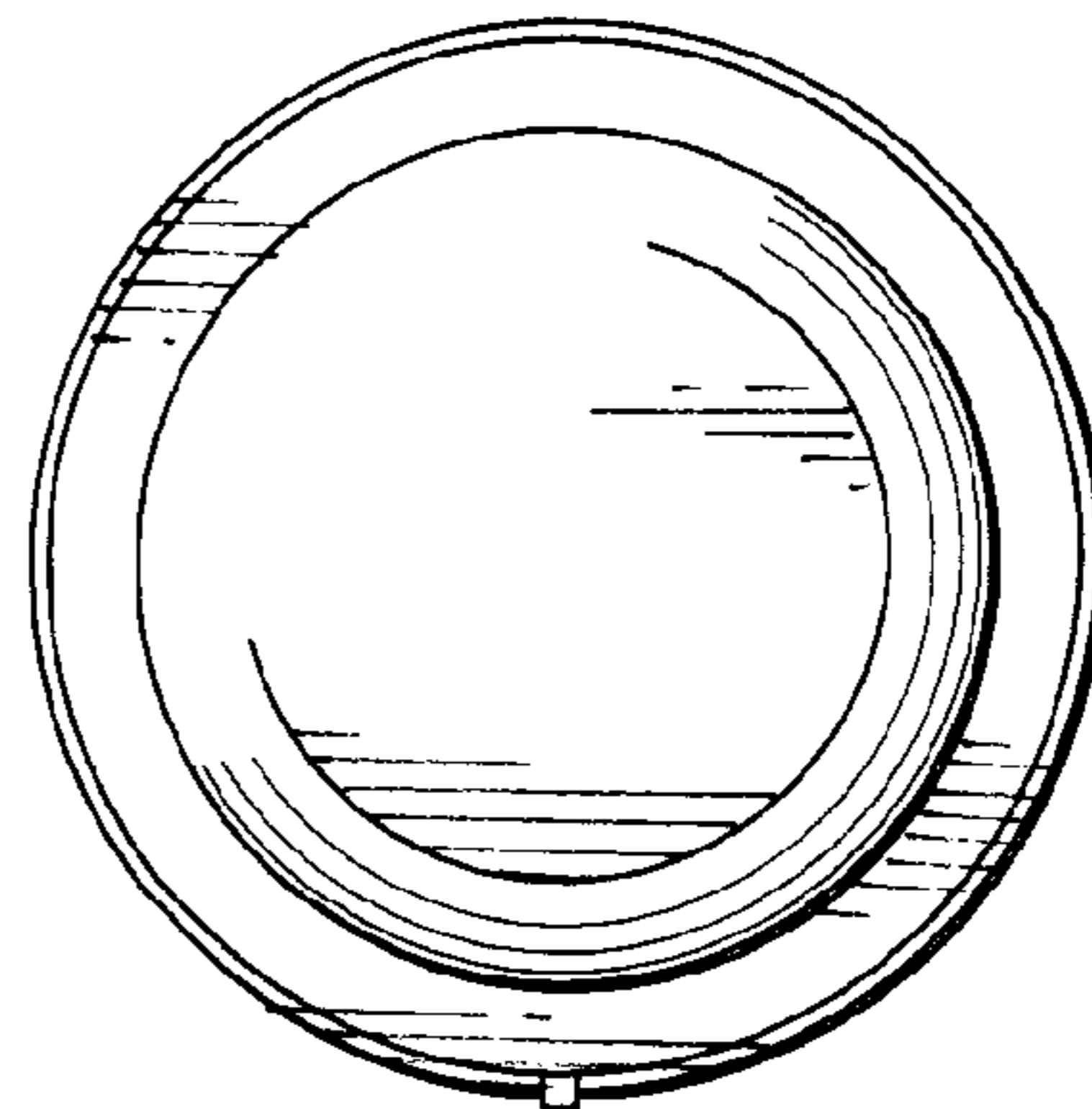


FIG. 5




FIG. 2

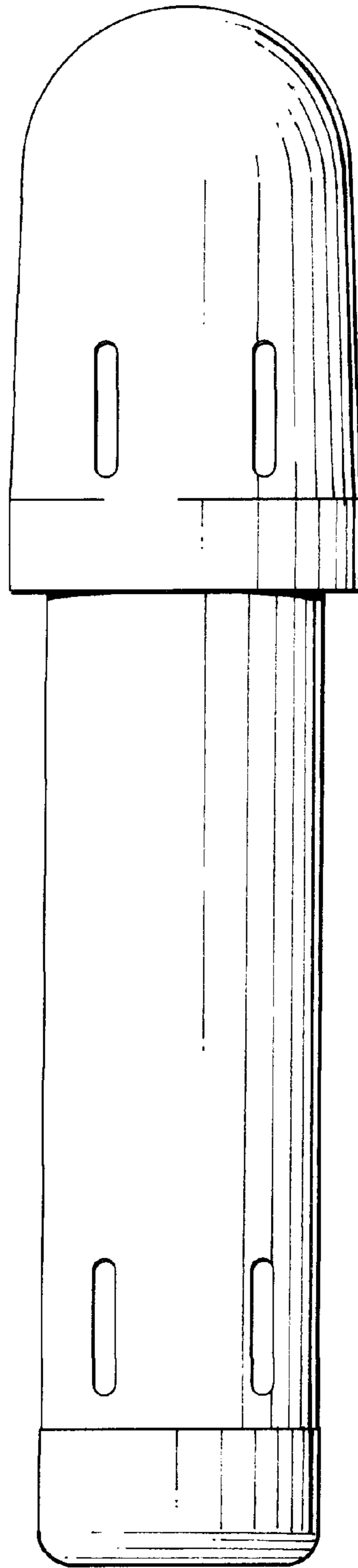


FIG. 3

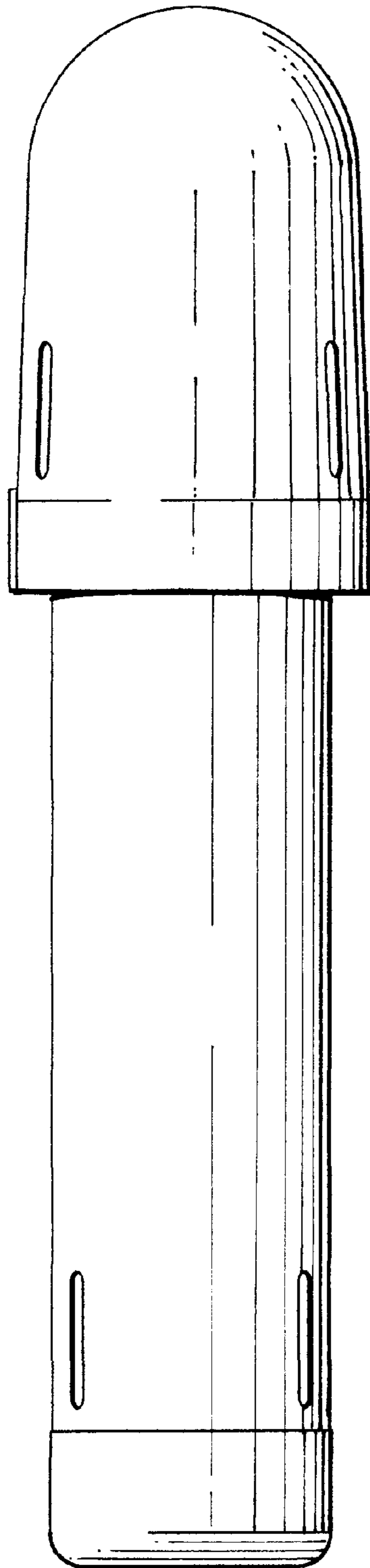


FIG. 6




FIG. 9

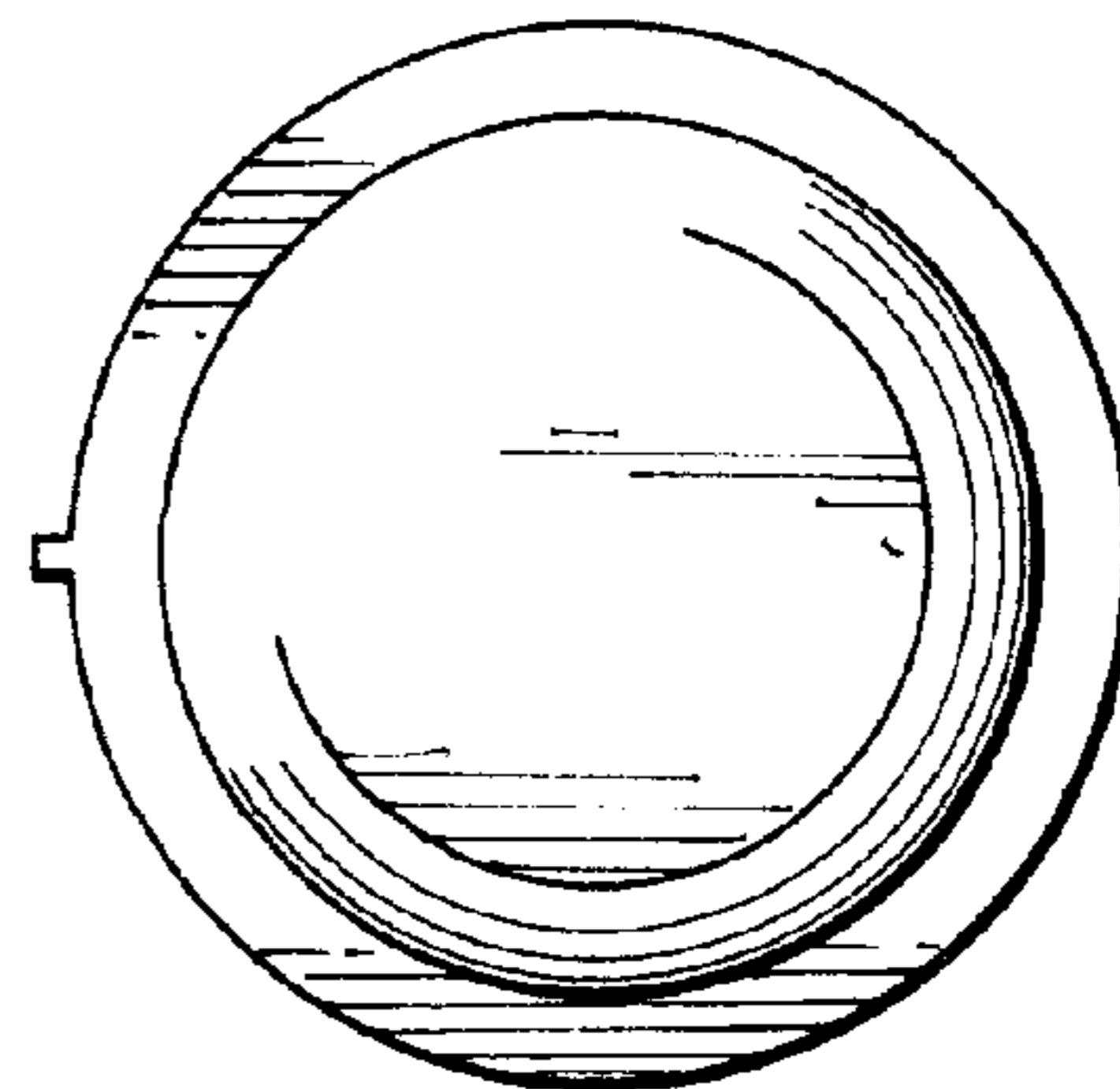


FIG. 10




FIG. 7




FIG. 8

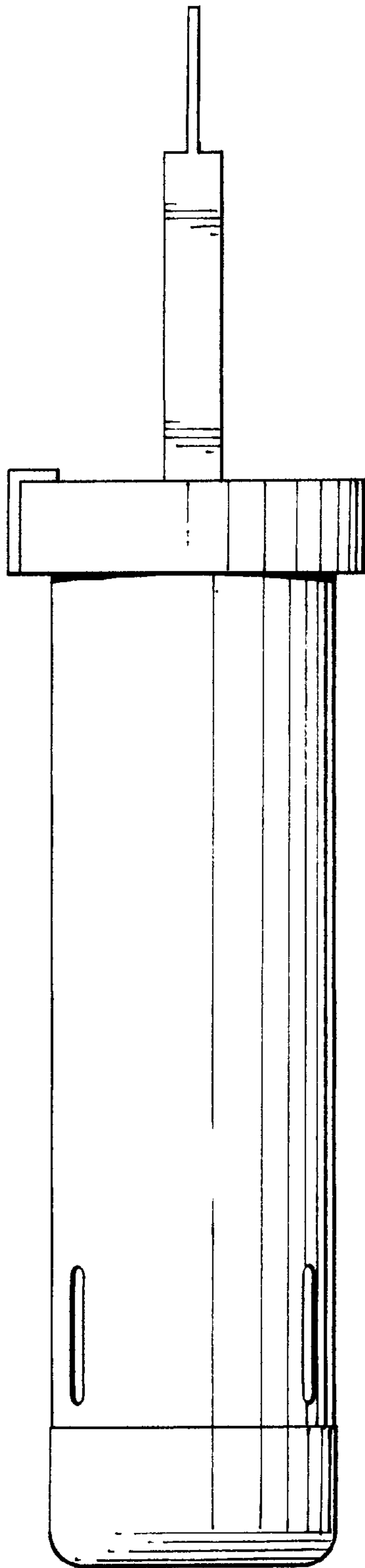


FIG. 11