



US00D727625S

(12) **United States Design Patent**
Ellingson

(10) **Patent No.:** **US D727,625 S**
(45) **Date of Patent:** **** Apr. 28, 2015**

(54) **CLIP WITH CURLED ORNAMENT**
RETENTION ENDS

(71) Applicant: **Kelly Eva Ellingson**, San Diego, CA
(US)

(72) Inventor: **Kelly Eva Ellingson**, San Diego, CA
(US)

(**) Term: **14 Years**

(21) Appl. No.: **29/476,075**

(22) Filed: **Dec. 10, 2013**

(51) **LOC (10) Cl.** **03-01**

(52) **U.S. Cl.**
USPC **D3/328**

(58) **Field of Classification Search**
CPC B42F 1/00; B42F 1/02
USPC D3/328; D19/65; D8/370
See application file for complete search history.

(56) **References Cited**

U.S. PATENT DOCUMENTS

1,866,458	A *	7/1932	Boy Frank	402/14
3,840,943	A *	10/1974	Langwell	24/67.9
D244,883	S *	6/1977	Rohrmuller	D3/328
5,535,486	A *	7/1996	Cabili	24/67.9
D383,788	S *	9/1997	Shyu	D19/65
D388,462	S *	12/1997	Shyu	D19/65
D396,885	S *	8/1998	Shyu	D19/65
D399,529	S *	10/1998	Shyu	D19/65
D401,626	S *	11/1998	Shyu	D19/65
D514,319	S *	2/2006	King et al.	D3/328
7,322,554	B2 *	1/2008	Caroselli et al.	248/304
D695,526	S *	12/2013	Easlick	D3/328

OTHER PUBLICATIONS

Photo of jeweled paper clips at <http://inmyownstyle.com/2009/11/jeweled-paper-clips.html>.

* cited by examiner

Primary Examiner — Holly Baynham
(74) *Attorney, Agent, or Firm* — Barcelo, Harrison & Walker LLP; Joshua C. Harrison, Esq.

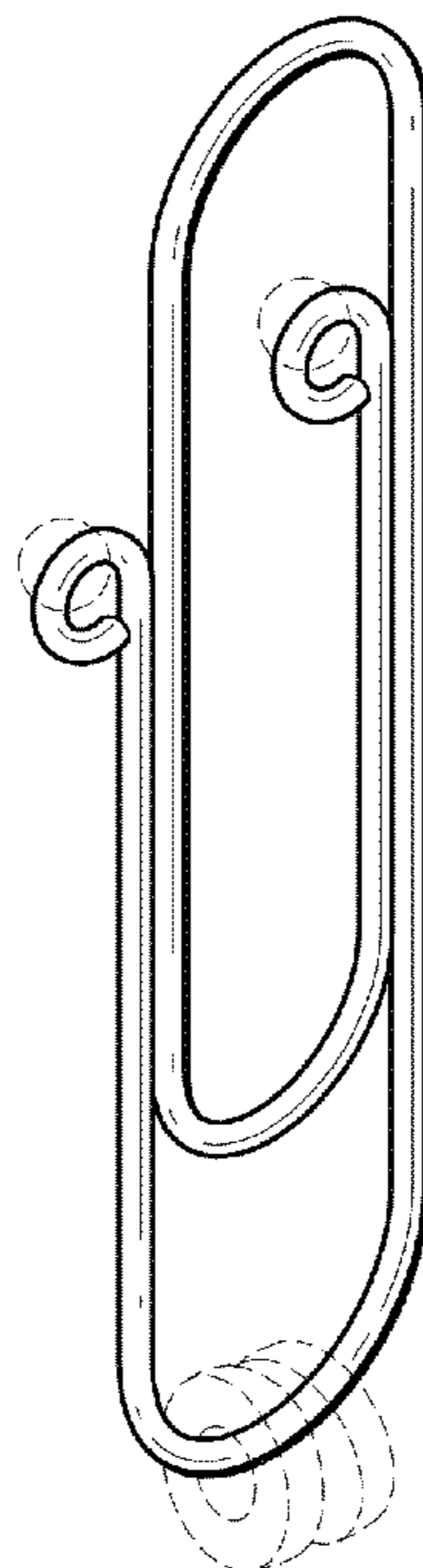
(57) **CLAIM**

The ornamental design for a clip with curled ornament retention ends, as shown and described.

DESCRIPTION

FIG. 1 is a perspective view of a clip with curled ornament retention ends;
FIG. 2 is a left side view thereof;
FIG. 3 is a front view thereof, the back view being merely the mirror image of the front view;
FIG. 4 is a right side view thereof;
FIG. 5 is a top view thereof; and
FIG. 6 is a bottom view thereof; and,
FIG. 7 is a perspective view of a clip with curled ornament retention ends, and with optional ornaments in an alternative position.
The broken lines representing example optional ornaments retained by the clip are included for the purpose of illustrating environmental structure and form no part of the claimed design.

1 Claim, 2 Drawing Sheets



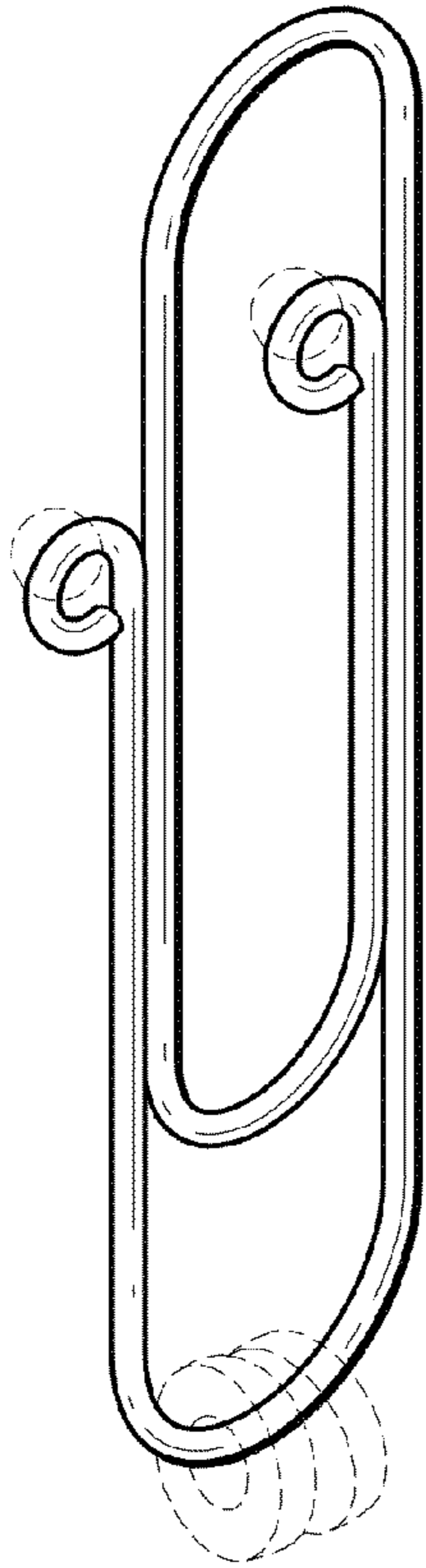


FIG. 1

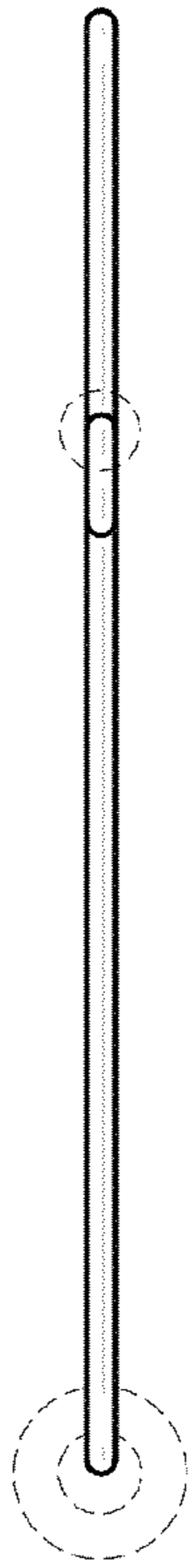


FIG. 2

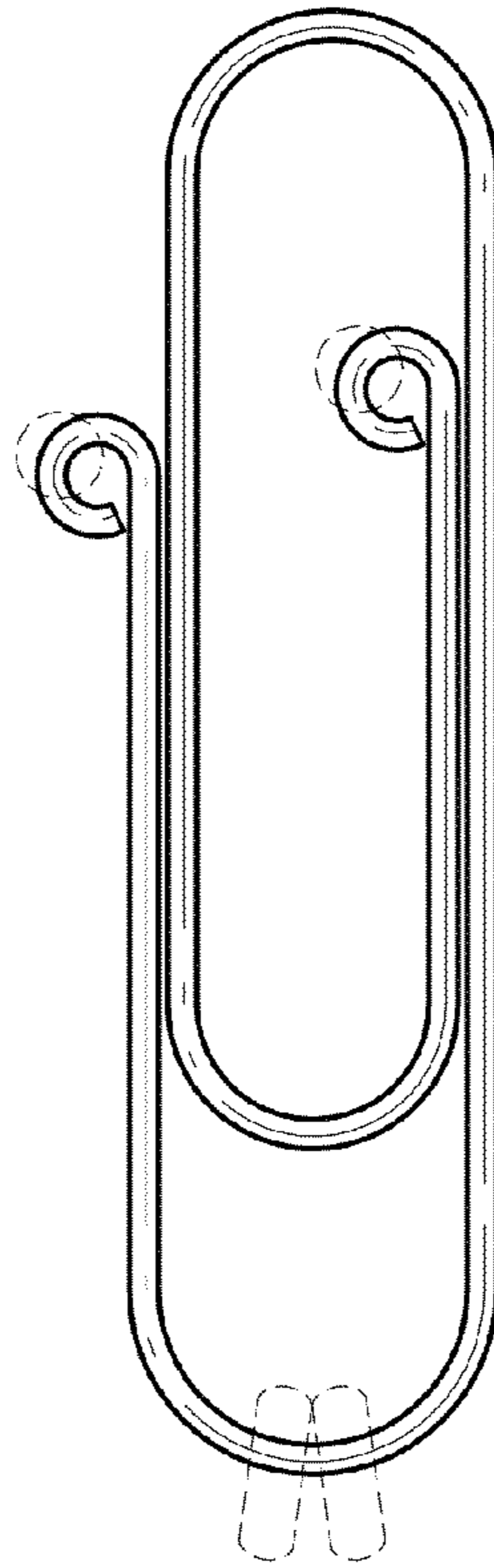


FIG. 3




FIG. 4

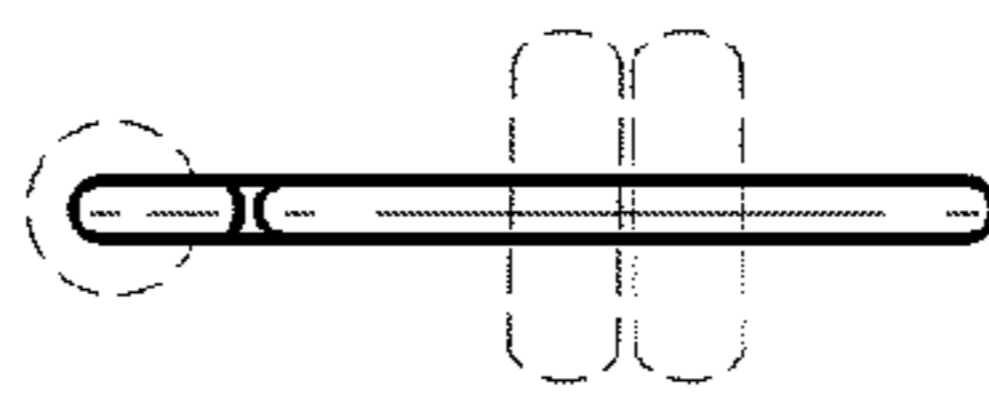


FIG. 5

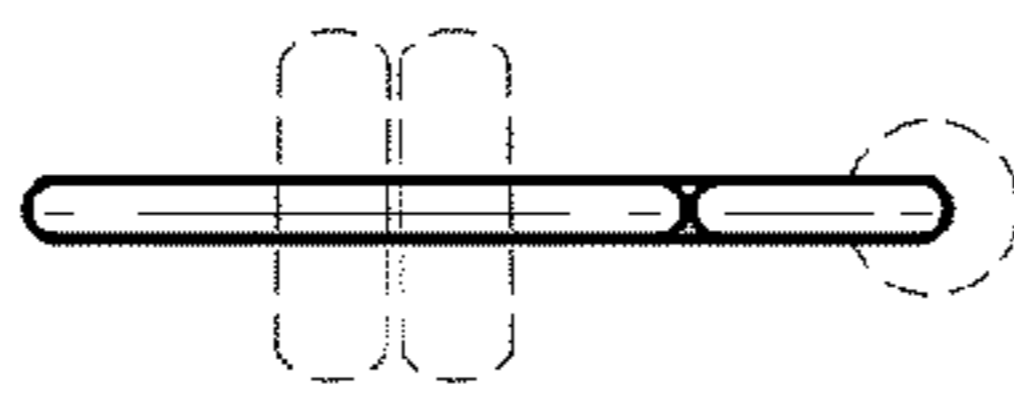


FIG. 6

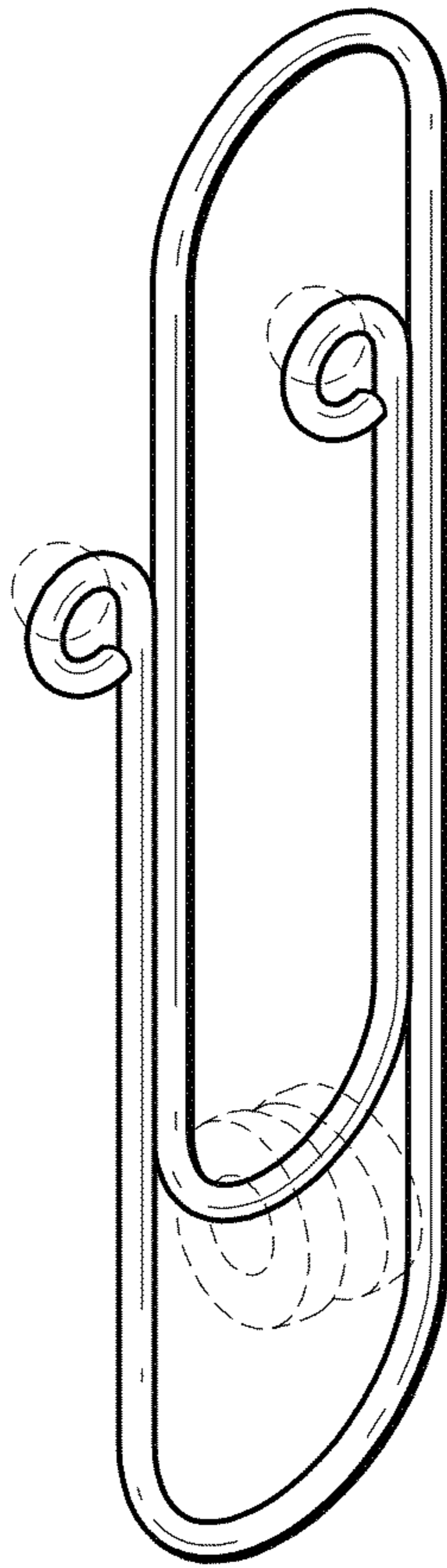


FIG. 7