



US00D727624S

(12) **United States Design Patent**
McNamara

(10) **Patent No.:** **US D727,624 S**
(45) **Date of Patent:** **** Apr. 28, 2015**

(54) **HANDBAG CLASP PLATE**

(71) Applicant: **The Cambridge Satchel Company Limited**, Babraham (GB)

(72) Inventor: **Rose McNamara**, Castle Acre (GB)

(73) Assignee: **The Cambridge Satchel Company Limited**, Cambridge (GB)

(**) Term: **14 Years**

(21) Appl. No.: **29/485,005**

(22) Filed: **Mar. 14, 2014**

(30) **Foreign Application Priority Data**

Sep. 16, 2013 (EM) 002310334-0001
Sep. 16, 2013 (EM) 002310334-0002

(51) **LOC (10) Cl.** **03-01**

(52) **U.S. Cl.**
USPC **D3/318**

(58) **Field of Classification Search**
CPC A45C 1/024; A45C 3/06
USPC D3/318
See application file for complete search history.

(56) **References Cited**

U.S. PATENT DOCUMENTS

D572,485 S * 7/2008 Gonzalez D3/318
D684,371 S * 6/2013 Ross D3/318

OTHER PUBLICATIONS

U.S. Trademark Registration No. 4,166,526, filed Feb. 4, 2011, and registered Jul. 3, 2012.

* cited by examiner

Primary Examiner — Holly Baynham

(74) *Attorney, Agent, or Firm* — DASCENZO Intellectual Property Law, P.C.

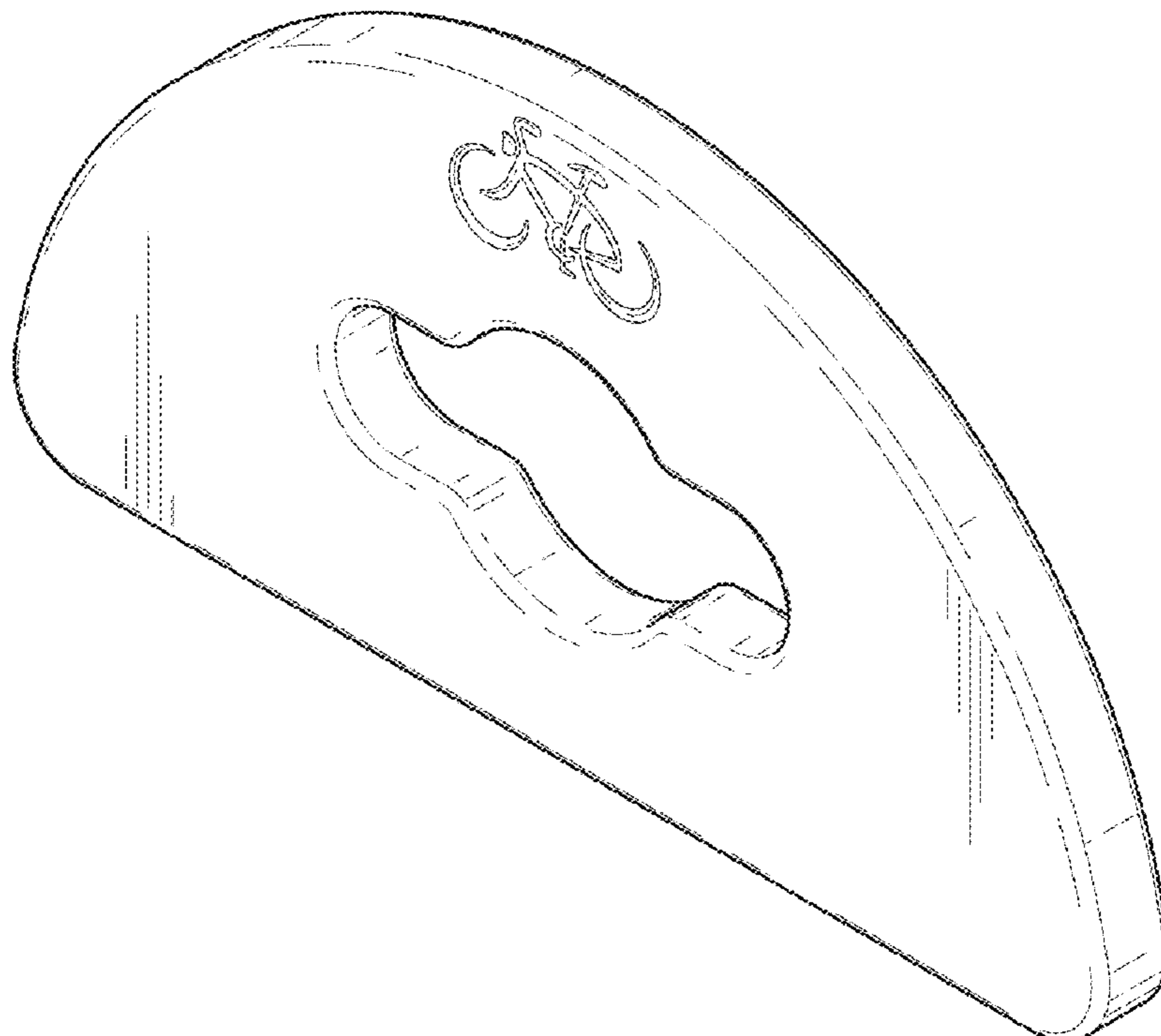
(57) **CLAIM**

The ornamental design for a handbag clasp plate, as shown and described.

DESCRIPTION

FIG. 1 is a front, top perspective view of the new design. FIG. 2 is a front view of the new design. FIG. 3 is a left side view of the new design. FIG. 4 is a right side view of the new design. FIG. 5 is a top view of the new design. FIG. 6 is a bottom view of the new design; and, FIG. 7 is a front view of the new design showing placement on an illustrative, non-exclusive example of a handbag. The broken lines shown in FIG. 7 illustrate an illustrative, non-exclusive example of a handbag as environment that forms no part of the claimed design. The shading lines shown in the drawings represent the approximate three-dimensional contour of the design and do not indicate surface decoration.

1 Claim, 2 Drawing Sheets






Fig. 1

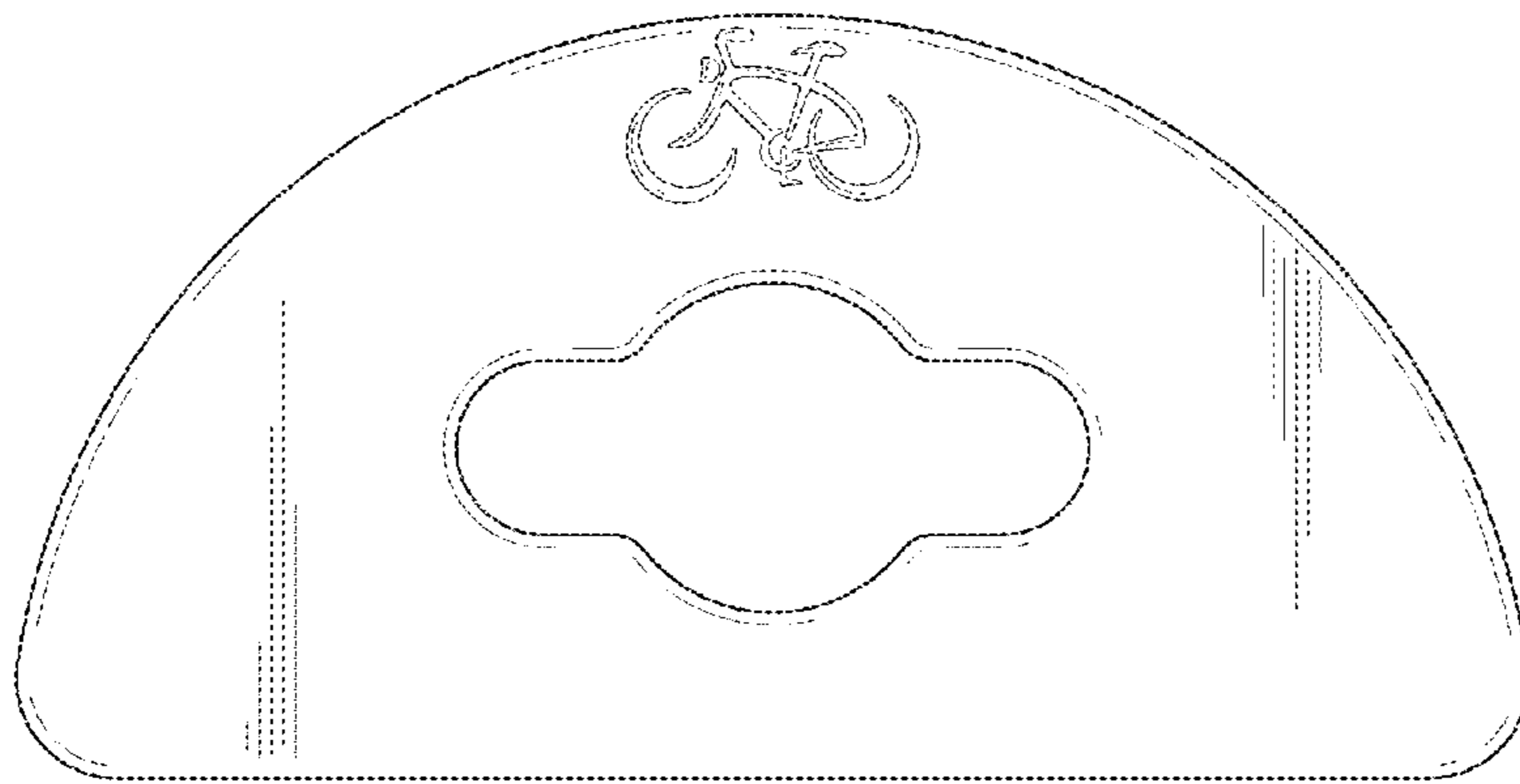


Fig. 2



Fig. 3



Fig. 5



Fig. 6



Fig. 4

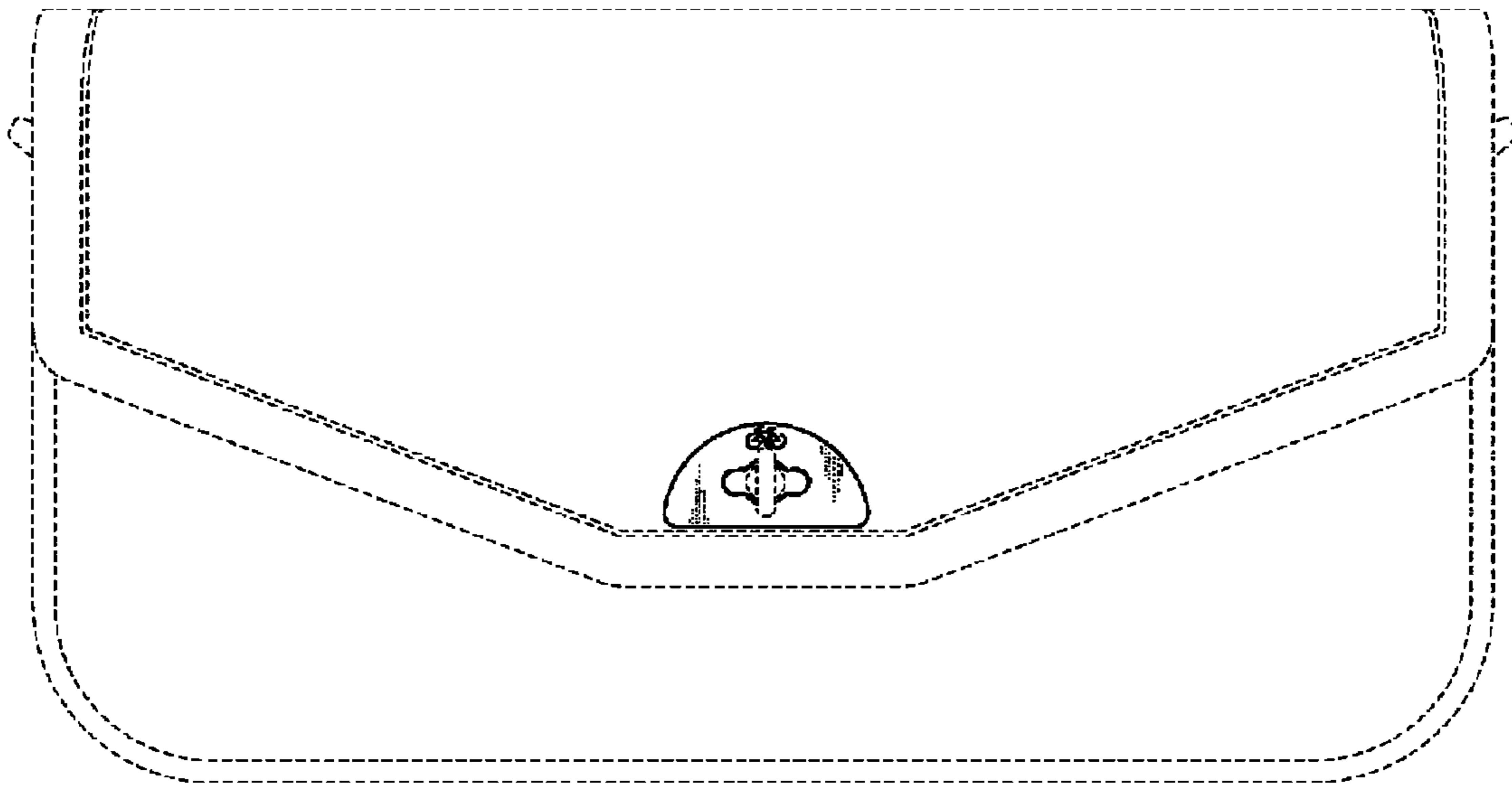


Fig. 7