



US00D727615S

(12) **United States Design Patent**  
**Jackson**

(10) **Patent No.:** **US D727,615 S**

(45) **Date of Patent:** **\*\* Apr. 28, 2015**

(54) **WALKING STICK**

(71) Applicant: **Thomas W. Jackson**, Saukville, WI  
(US)

(72) Inventor: **Thomas W. Jackson**, Saukville, WI  
(US)

(\*\*) Term: **14 Years**

(21) Appl. No.: **29/453,095**

(22) Filed: **Apr. 25, 2013**

(51) **LOC (10) Cl.** ..... **03-03**

(52) **U.S. Cl.**  
USPC ..... **D3/14; D21/575**

(58) **Field of Classification Search**  
CPC ..... A45B 9/02; A45B 3/14; F41C 23/10  
USPC ..... D3/5, 6, 7, 12, 13, 14, 262; D8/68;  
D11/181; D21/574, 575; D22/103,  
D22/104, 108, 111, 117; D23/226;  
D27/148; D32/14; 42/6, 7, 90;  
D14/213, 218

See application file for complete search history.

(56) **References Cited**

**U.S. PATENT DOCUMENTS**

D255,917	S	*	7/1980	Merrill	.....	D22/104
4,520,585	A	*	6/1985	Barrett	.....	42/7
D344,952	S	*	3/1994	Bartholomew	.....	D14/218
D365,103	S	*	12/1995	Iacobellis	.....	D14/213
D502,286	S	*	2/2005	Pan	.....	D27/148
D505,476	S	*	5/2005	McGarry	.....	D22/104
D518,630	S	*	4/2006	Mival	.....	D3/12
D529,839	S	*	10/2006	Howald	.....	D11/181
D570,925	S	*	6/2008	Wu	.....	D21/574

D592,849	S	*	5/2009	Creelman	.....	D3/7
D625,510	S	*	10/2010	Muller et al.	.....	D3/12
D627,149	S	*	11/2010	Wu	.....	D3/12
D681,131	S	*	4/2013	Su	.....	D21/574
D684,325	S	*	6/2013	Newman	.....	D32/14
D697,161	S	*	1/2014	Kera	.....	D22/108
2009/0282721	A1	*	11/2009	Confrey	.....	42/90
2013/0312304	A1	*	11/2013	McPherson	.....	42/6

\* cited by examiner

*Primary Examiner* — Karen E Kearney

*Assistant Examiner* — Catherine Posthauer

(74) *Attorney, Agent, or Firm* — Ziolkowski Patent Solutions Group, SC

(57) **CLAIM**

The ornamental design for a walking stick, as shown and described.

**DESCRIPTION**

FIG. 1 is a perspective view of a walking stick in accordance with the present invention.

FIG. 2 is a right side elevational view thereof;

FIG. 3 is a left side elevational view thereof;

FIG. 4 is a front elevational view thereof;

FIG. 5 is a rear elevational view thereof;

FIG. 6 is a top view thereof; and

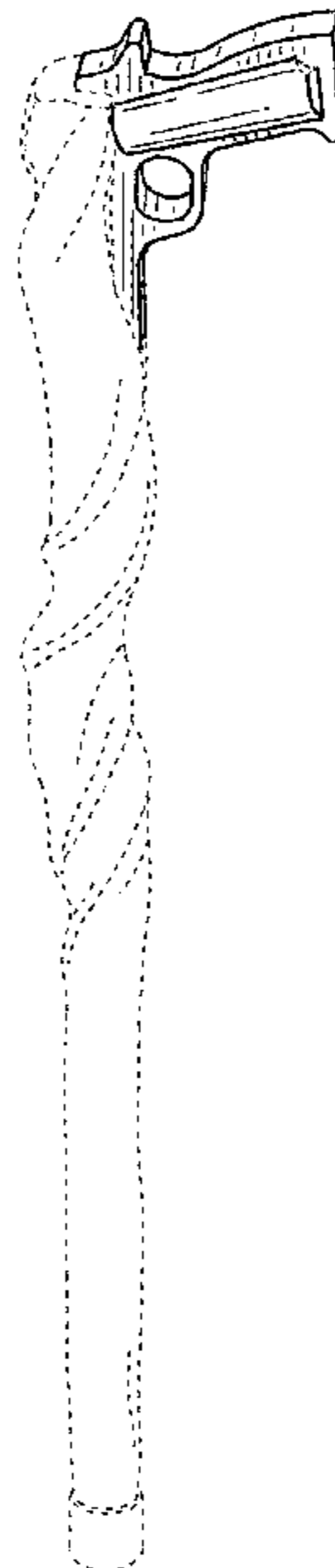
FIG. 7 is a bottom view thereof.

FIG. 8 is a perspective view of a walking stick shown in the context of a different environment; and,

FIG. 9 is a right side elevational view of a walking stick in the context of a different environment.

The broken lines in the drawing views are included for the purpose of illustrating portions of the walking stick that form no part of the claimed design.

**1 Claim, 3 Drawing Sheets**



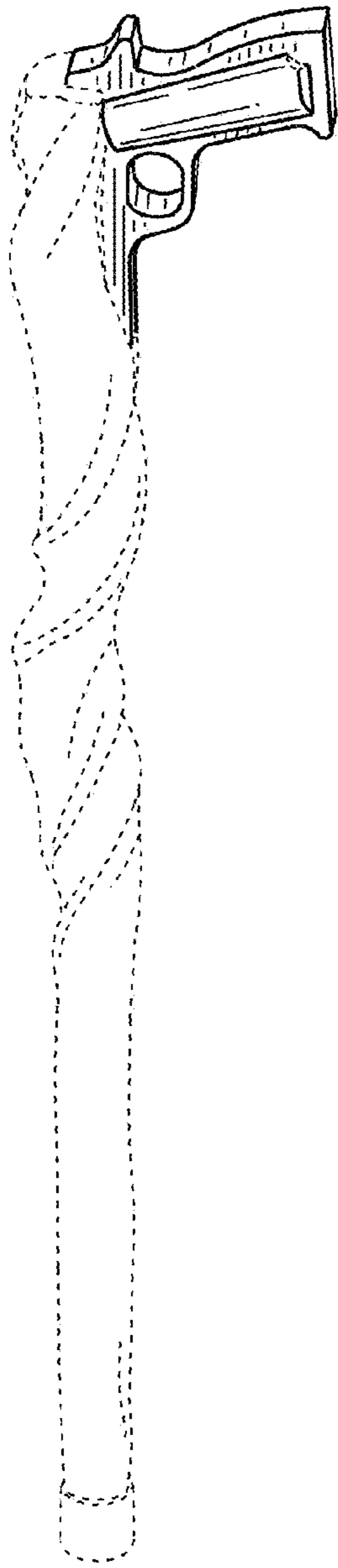


FIG. 1




FIG. 2




FIG. 3




FIG. 4




FIG. 5

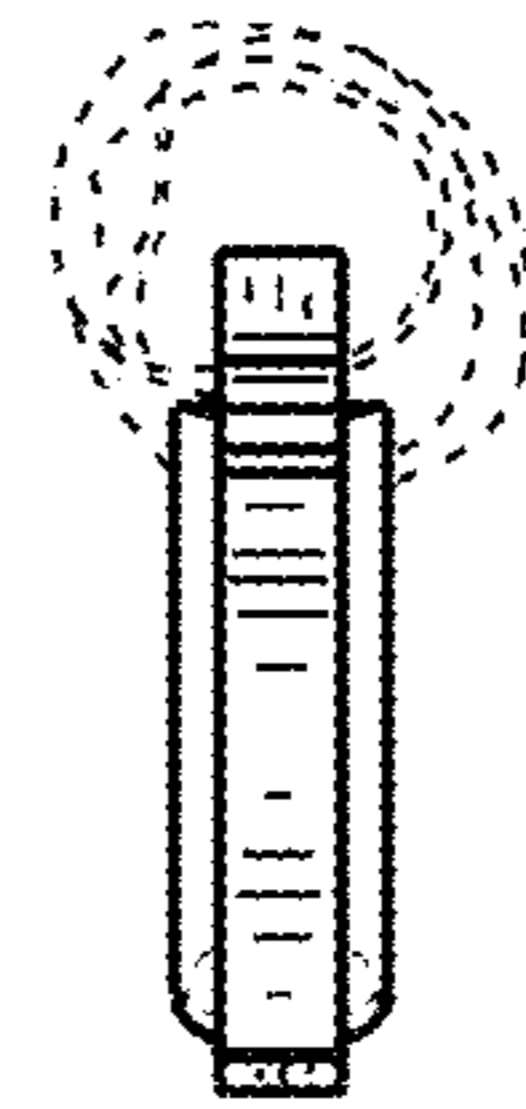


FIG. 6




FIG. 7




FIG. 8




FIG. 9