



US00D727612S

(12) **United States Design Patent**  
**Jung**

(10) **Patent No.:** **US D727,612 S**  
(45) **Date of Patent:** **\*\* Apr. 28, 2015**

- (54) **SOCK**
- (71) Applicant: **Young Ho Jung**, Seoul (KR)
- (72) Inventor: **Young Ho Jung**, Seoul (KR)
- (\*\*) Term: **14 Years**
- (21) Appl. No.: **29/490,180**
- (22) Filed: **May 7, 2014**
- (51) **LOC (10) Cl.** ..... **02-04**
- (52) **U.S. Cl.**  
USPC ..... **D2/991**
- (58) **Field of Classification Search**  
CPC ..... A43B 13/10; A43B 13/12; A43B 13/188;  
A43B 13/189; A43B 17/00; A43B 7/1425;  
A43B 7/143; A43B 7/144  
USPC ..... D2/619, 908, 934, 937, 938, 942, 951,  
D2/954, 980, 984, 985, 994; D5/1, 5, 20,  
D5/26, 47, 61, 65; 2/239; 36/11, 45, 50.1,  
36/83, 88, 113, 114, 126-130  
See application file for complete search history.

|              |    |   |         |                |       |        |
|--------------|----|---|---------|----------------|-------|--------|
| D458,739     | S  | * | 6/2002  | Merceron       | ..... | D2/954 |
| 6,470,600    | B1 | * | 10/2002 | Louie          | ..... | 36/113 |
| D591,945     | S  | * | 5/2009  | Belley et al.  | ..... | D2/954 |
| D707,034     | S  | * | 6/2014  | Hennink et al. | ..... | D2/980 |
| 2006/0117605 | A1 | * | 6/2006  | Michaeli       | ..... | 36/29  |
| 2012/0144697 | A1 | * | 6/2012  | Everz Vaz      | ..... | 36/44  |
| 2013/0276211 | A1 | * | 10/2013 | Jung           | ..... | 2/239  |

**OTHER PUBLICATIONS**

Nike. Nike Lunar Force 1 The Future One. 2012 [online], [site visited Dec. 1, 2014]. Available from Internet, <URL:http://www.nike.com/us/en\_us/c/sportswear/stories/2012/12/lunar-force-1>.\*

\* cited by examiner

*Primary Examiner* — Robert M Spear  
*Assistant Examiner* — Darcey E Heflin  
(74) *Attorney, Agent, or Firm* — KORUS Patent, LLC;  
Seong Il Jeong

(57) **CLAIM**  
The ornamental design for a sock, as shown and described.

**DESCRIPTION**

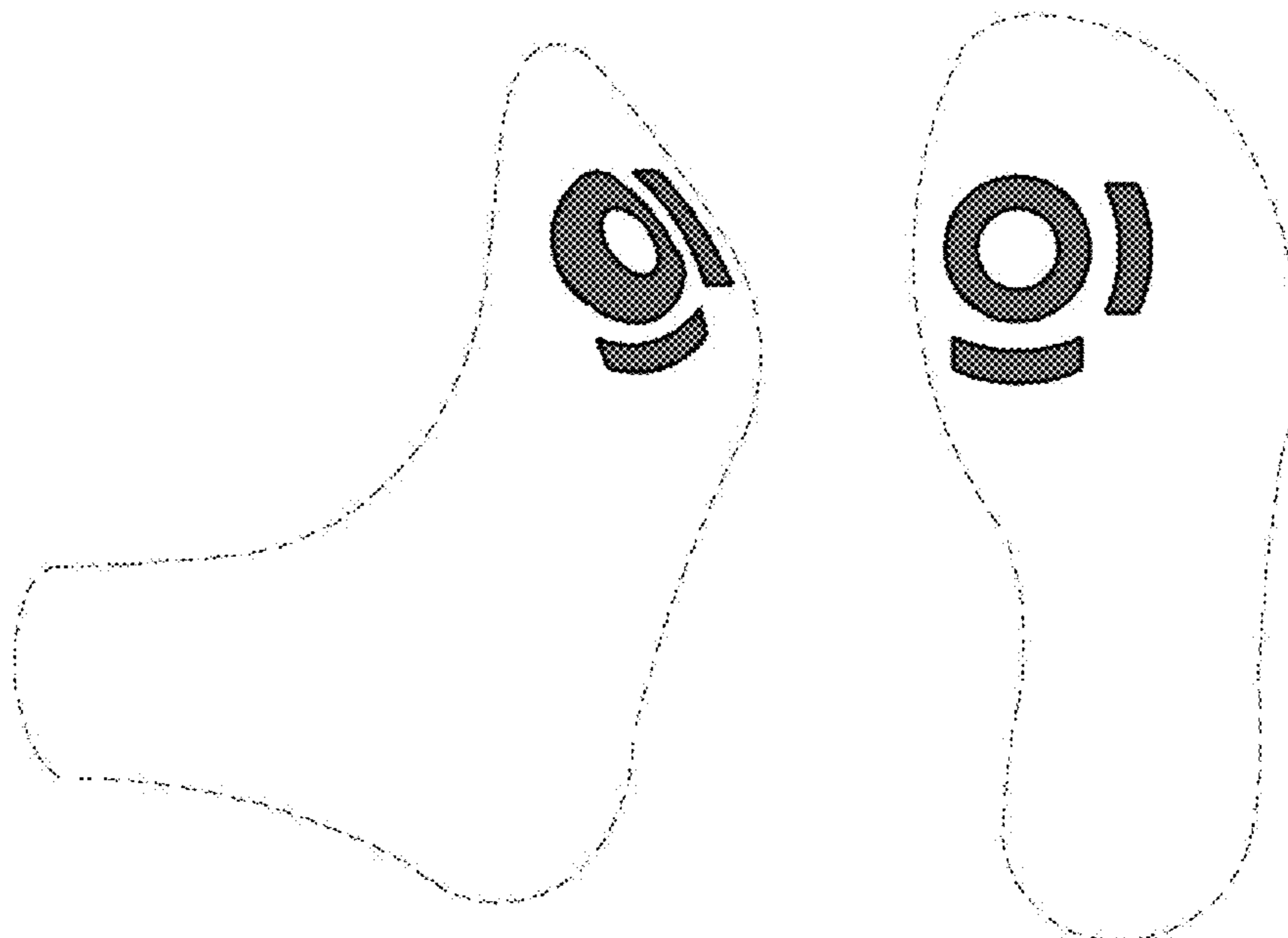
FIG. 1 is a bottom perspective view of a sock showing my new design, shown as worn;  
FIG. 2 is a top view thereof;  
FIG. 3 is a bottom view thereof; and,  
FIG. 4 is a left side view thereof, the right side view being a mirror image of the left side.  
The broken lines showing of the portions of the sock are included for the purpose of illustration only and form no part of the claimed design.

**1 Claim, 4 Drawing Sheets**

(56) **References Cited**

**U.S. PATENT DOCUMENTS**

|          |   |   |         |               |       |        |
|----------|---|---|---------|---------------|-------|--------|
| D281,641 | S | * | 12/1985 | Shiki         | ..... | D2/953 |
| D292,041 | S | * | 9/1987  | Tong          | ..... | D2/955 |
| D298,683 | S | * | 11/1988 | Kelley et al. | ..... | D2/954 |
| D325,806 | S | * | 5/1992  | Austin        | ..... | D2/955 |
| D384,796 | S | * | 10/1997 | Smith, III    | ..... | D2/954 |
| D439,394 | S | * | 3/2001  | Akhidime      | ..... | D2/954 |



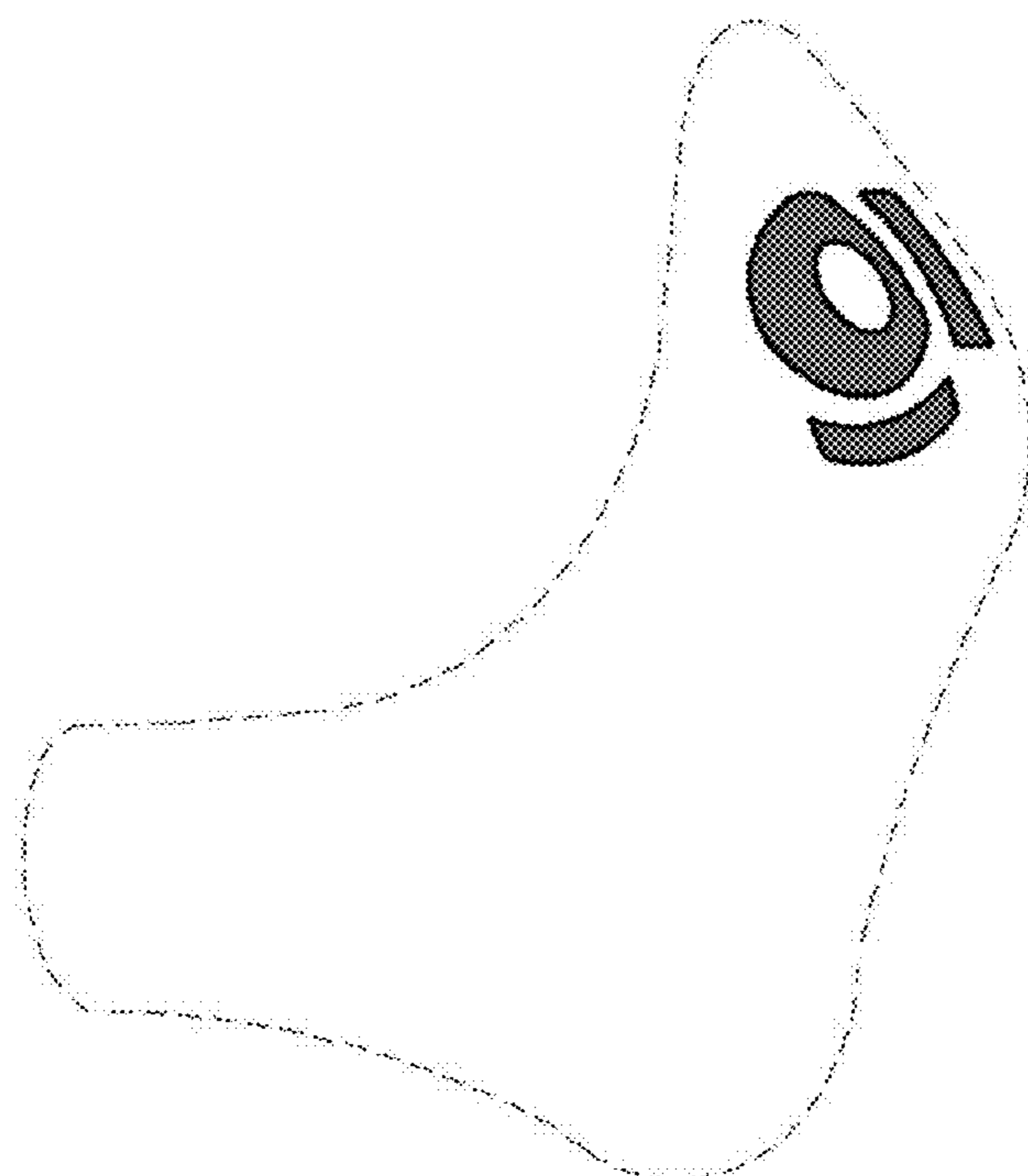


FIG. 1




FIG. 2

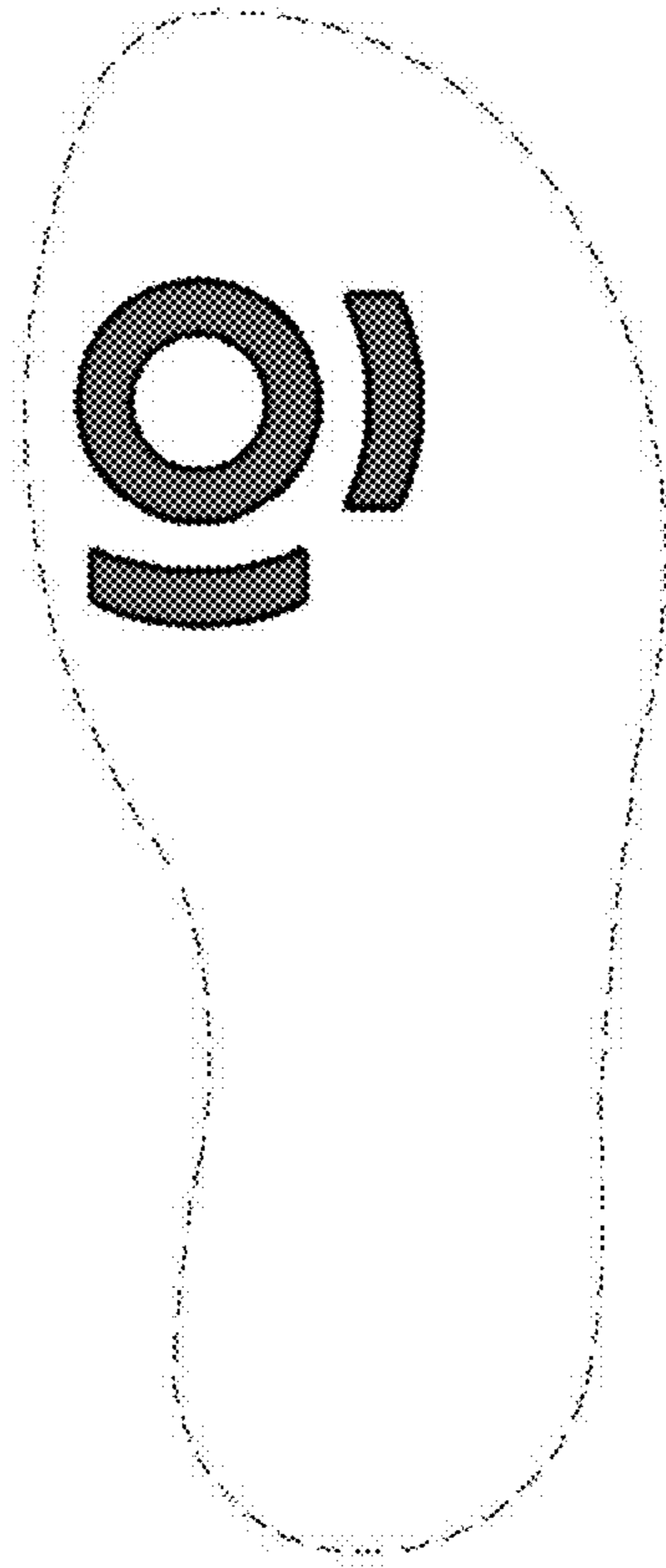


FIG. 3

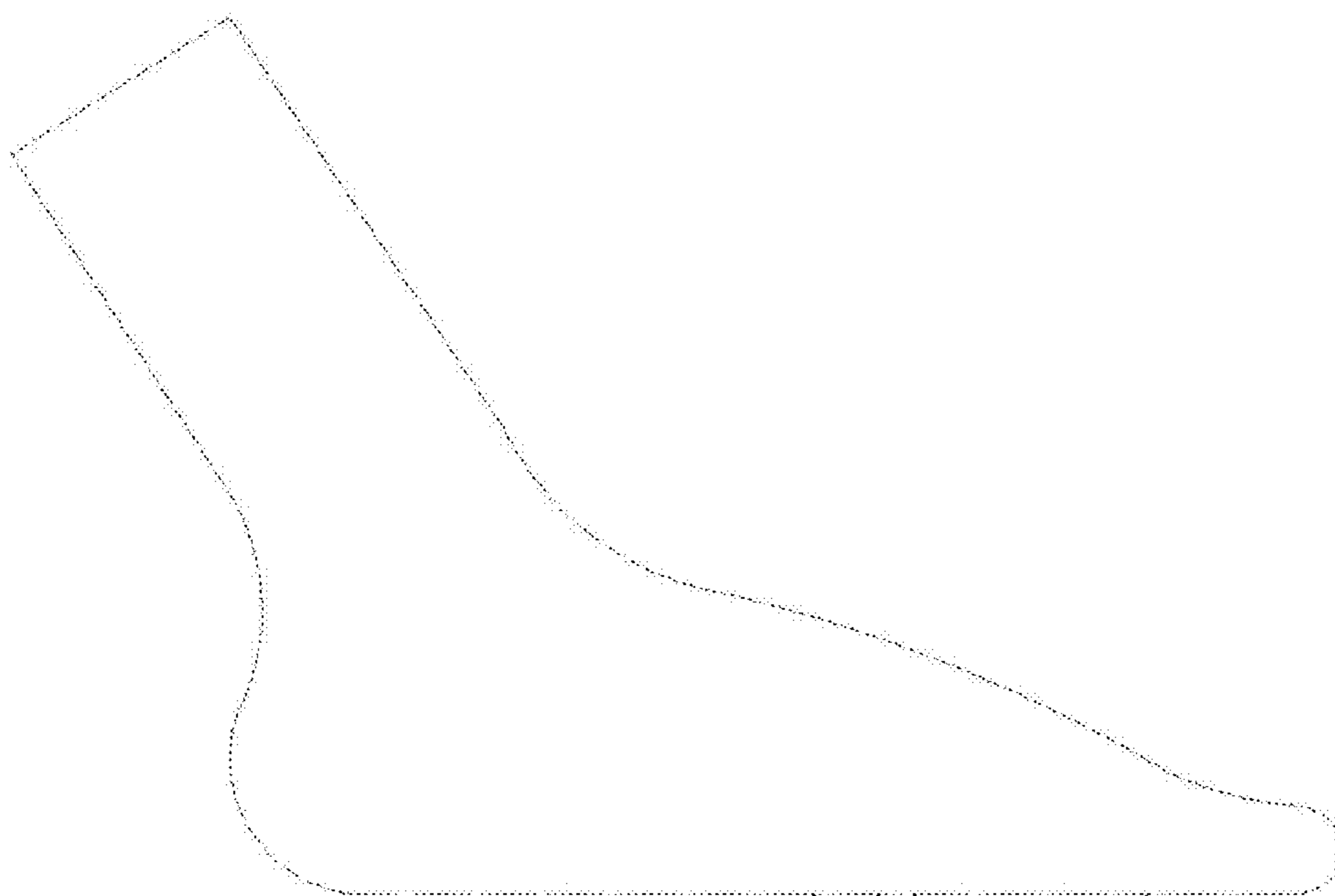


FIG. 4