



US00D727608S

(12) **United States Design Patent**
Steven et al.

(10) **Patent No.:** **US D727,608 S**
(45) **Date of Patent:** **** Apr. 28, 2015**

- (54) **CONTOURED SANDAL SOLE**
- (71) Applicants: **Sashen Steven**, Boulder, CO (US);
Dennis Driscoll, Longmont, CO (US)
- (72) Inventors: **Sashen Steven**, Boulder, CO (US);
Dennis Driscoll, Longmont, CO (US)
- (**) Term: **14 Years**
- (21) Appl. No.: **29/462,062**
- (22) Filed: **Jul. 30, 2013**
- (51) **LOC (10) Cl.** **02-04**
- (52) **U.S. Cl.**
USPC **D2/947**
- (58) **Field of Classification Search**
USPC D2/902, 906, 908, 916, 918, 925,
D2/946-962, 977; 36/3 B, 22 R, 24.5, 25 R,
36/28, 32 R, 34 R, 59 C, 67 A, 103
See application file for complete search history.

D599,994	S	*	9/2009	Elliott et al.	D2/961
D616,186	S	*	5/2010	Petrie	D2/953
D618,896	S	*	7/2010	Elliott et al.	D2/961
D644,824	S	*	9/2011	Leleu	D2/946
8,099,880	B2	*	1/2012	Brewer et al.	36/30 R
D676,635	S	*	2/2013	Bosomworth	D2/946
D695,506	S	*	12/2013	Faux et al.	D2/961
8,631,590	B2	*	1/2014	Droege et al.	36/103
D707,429	S	*	6/2014	Seamarks	D2/953
D716,532	S	*	11/2014	Svensson et al.	D2/949
D719,726	S	*	12/2014	Amphyon	D2/951
D719,727	S	*	12/2014	Abshire	D2/953
2005/0086838	A1	*	4/2005	Khantzis	36/30 R
2005/0241181	A1	*	11/2005	Cheng	36/3 B
2009/0300945	A1	*	12/2009	Droege et al.	36/103
2010/0170106	A1	*	7/2010	Brewer et al.	36/28
2011/0232127	A1	*	9/2011	Chaney et al.	36/15
2012/0005920	A1	*	1/2012	Alvear et al.	36/28
2012/0272547	A1	*	11/2012	Borel et al.	36/103
2013/0133223	A1	*	5/2013	Zake	36/28
2013/0199059	A1	*	8/2013	Wan et al.	36/25 R

* cited by examiner

Primary Examiner — T. Chase Nelson

(74) Attorney, Agent, or Firm — J. Todd Rushton

(56) **References Cited**
U.S. PATENT DOCUMENTS

D261,696	S	*	11/1981	Taicher	D2/950
D265,436	S	*	7/1982	Vermonet	D2/908
4,506,460	A	*	3/1985	Rudy	36/28
D347,315	S	*	5/1994	Sell et al.	D2/961
D370,116	S	*	5/1996	Passke et al.	D2/961
D517,291	S	*	3/2006	Vasyli	D2/961
D518,945	S	*	4/2006	Vasyli	D2/961
D554,836	S	*	11/2007	Shaffer	D2/951
D578,284	S	*	10/2008	Elliott et al.	D2/961
D583,137	S	*	12/2008	Ringholz	D2/953

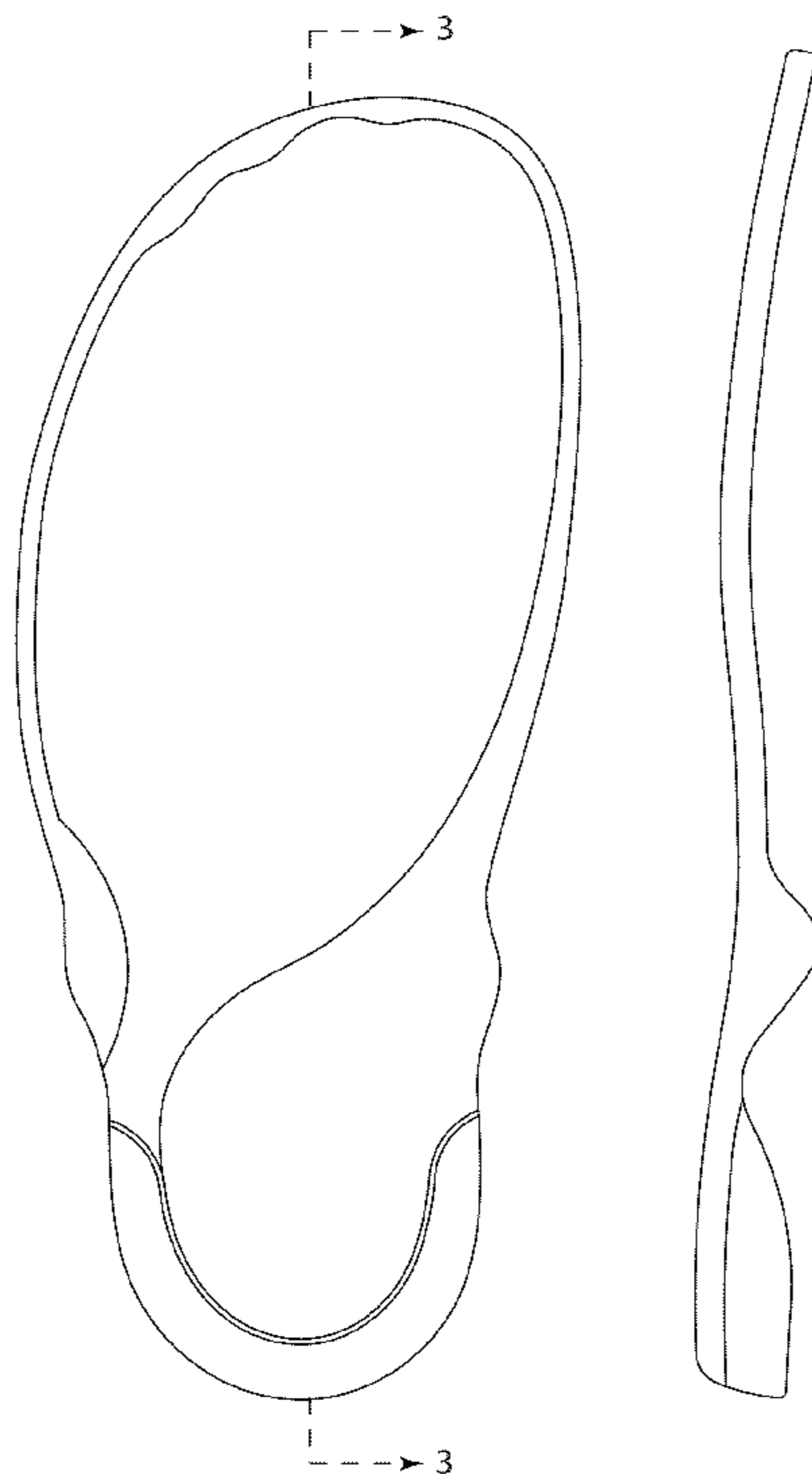
(57) **CLAIM**

The ornamental design for a contoured sandal sole, as shown and described.

DESCRIPTION

FIG. 1 a top view of a contoured sandal sole,
FIG. 2 is a side view of a contoured sandal sole; and,
FIG. 3 is a cross-sectional view of the contoured sandal sole
along line 3-3 of FIG. 1.

1 Claim, 2 Drawing Sheets



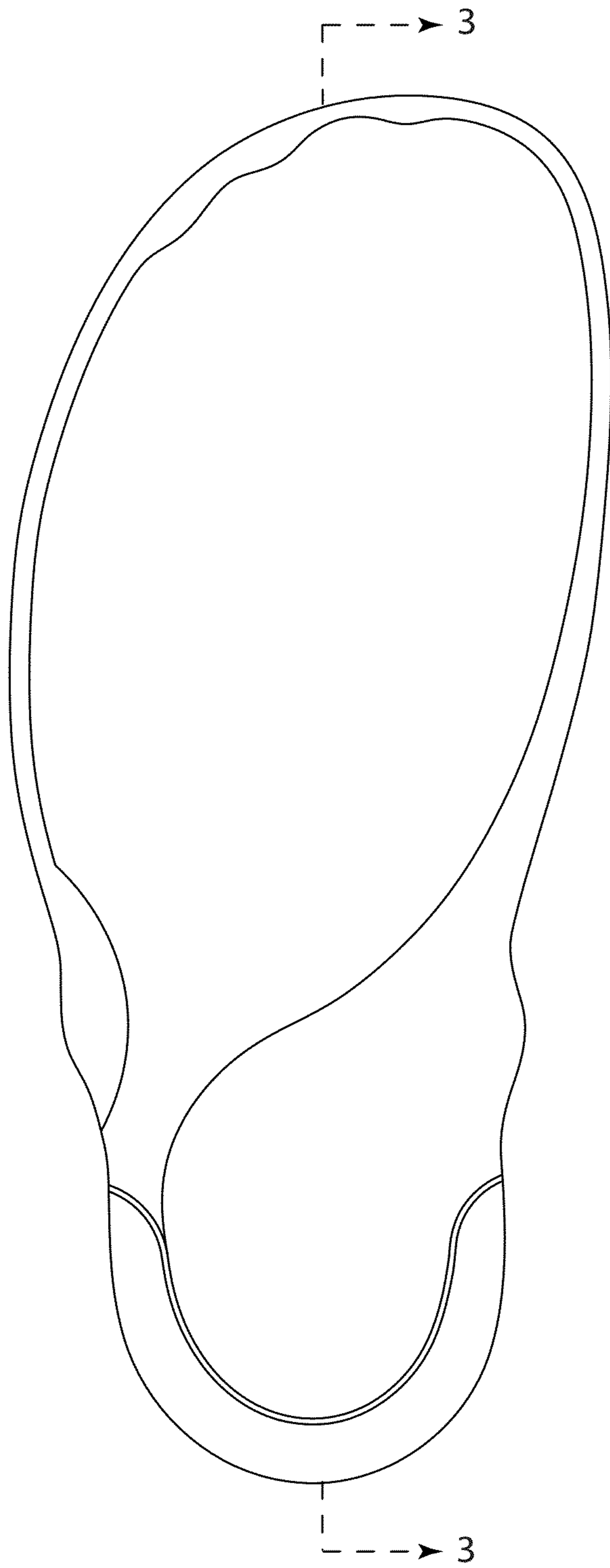


Fig. 1




Fig. 2

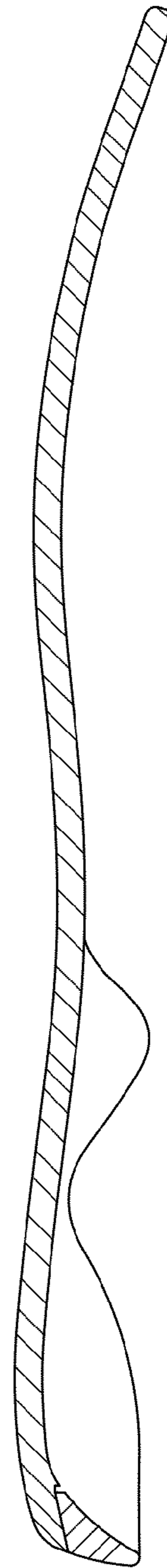


Fig. 3