



US00D727607S

(12) **United States Design Patent**  
**Lee**

(10) **Patent No.:** **US D727,607 S**  
(45) **Date of Patent:** **\*\* Apr. 28, 2015**

- (54) **ROCK CLIMBING SHOE**
- (75) Inventor: **Sang Jeong Lee**, Fullerton, CA (US)
- (73) Assignee: **Action Sports Equipment, Inc.**,  
Placentia, CA (US)
- (\*\*) Term: **14 Years**
- (21) Appl. No.: **29/417,591**
- (22) Filed: **Apr. 5, 2012**
- (51) **LOC (10) Cl.** ..... **02-04**
- (52) **U.S. Cl.**  
USPC ..... **D2/907**
- (58) **Field of Classification Search**  
CPC ..... A43B 5/00; A43B 5/001; A43B 5/002;  
A43B 5/003; A43B 5/008; A43B 5/02;  
A43B 5/06; A43B 5/08; A43B 5/10; A43B  
5/14; A43B 5/18; A43B 7/32; A43B 13/00;  
A43B 13/02; A43B 13/04; A43B 23/00;  
A43B 23/02; A43B 23/0215; A43B 23/0205;  
A43B 23/022; A43B 23/26  
USPC ..... D2/896, 902, 905, 907, 925, 929, 930,  
D2/938, 943, 944, 945, 947, 969, 972, 975,  
D2/977; 36/83, 113, 114, 115, 126, 127,  
36/128, 129, 130, 131, 25 R, 32 R, 45, 54  
See application file for complete search history.

D281,115	S	*	10/1985	Campbell et al.	.....	D2/907
4,550,511	A	*	11/1985	Gamm	.....	36/50.1
D285,261	S	*	8/1986	Gamm	.....	D2/905
D301,386	S	*	6/1989	Weiner	.....	D2/908
D326,763	S	*	6/1992	Holbrook	.....	D2/907
D370,553	S	*	6/1996	Della Valle	.....	D2/912
D431,347	S	*	10/2000	Bettencourt	.....	D2/969
D444,621	S	*	7/2001	von Conta	.....	D2/969
D458,013	S	*	6/2002	Matis	.....	D2/969
D474,333	S	*	5/2003	Lawson	.....	D2/969
D486,624	S	*	2/2004	Taylor	.....	D2/907
D595,937	S	*	7/2009	Morris	.....	D2/907
D611,231	S	*	3/2010	Parisotto	.....	D2/907

\* cited by examiner

*Primary Examiner* — Elizabeth J Oswecki  
(74) *Attorney, Agent, or Firm* — Stein IP, LLC

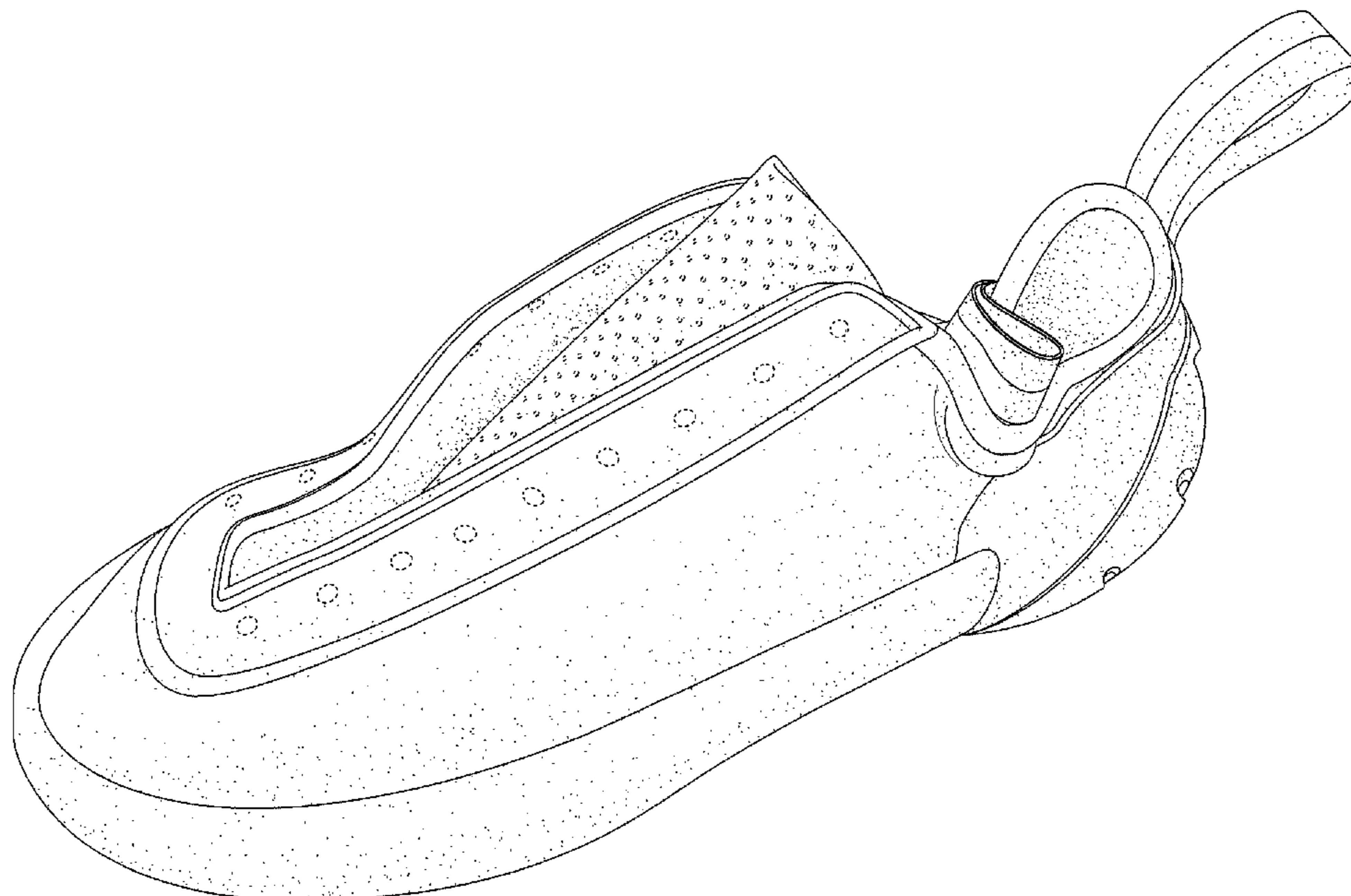
(57) **CLAIM**  
The ornamental design for a rock climbing shoe, as shown and described.

**DESCRIPTION**

FIG. 1 is a top, left side perspective view of a rock climbing shoe showing my new design;  
FIG. 2 is a top, right side perspective view thereof;  
FIG. 3 is a front view thereof;  
FIG. 4 is a rear view thereof;  
FIG. 5 is a right side view thereof;  
FIG. 6 is a left side view thereof;  
FIG. 7 is top plan view thereof; and,  
FIG. 8 is a bottom plan view thereof.  
The broken lines shown in the drawings represent portions of the rock climbing shoe that form no part of the claimed design.

**1 Claim, 7 Drawing Sheets**

- (56) **References Cited**  
U.S. PATENT DOCUMENTS  
D227,821 S \* 7/1973 Aksew ..... D2/908  
3,768,182 A \* 10/1973 Powers ..... 36/114  
D229,251 S \* 11/1973 Askew ..... D2/907  
D237,426 S \* 11/1975 Thornberry ..... D2/907  
D265,015 S \* 6/1982 Higgins ..... D2/907



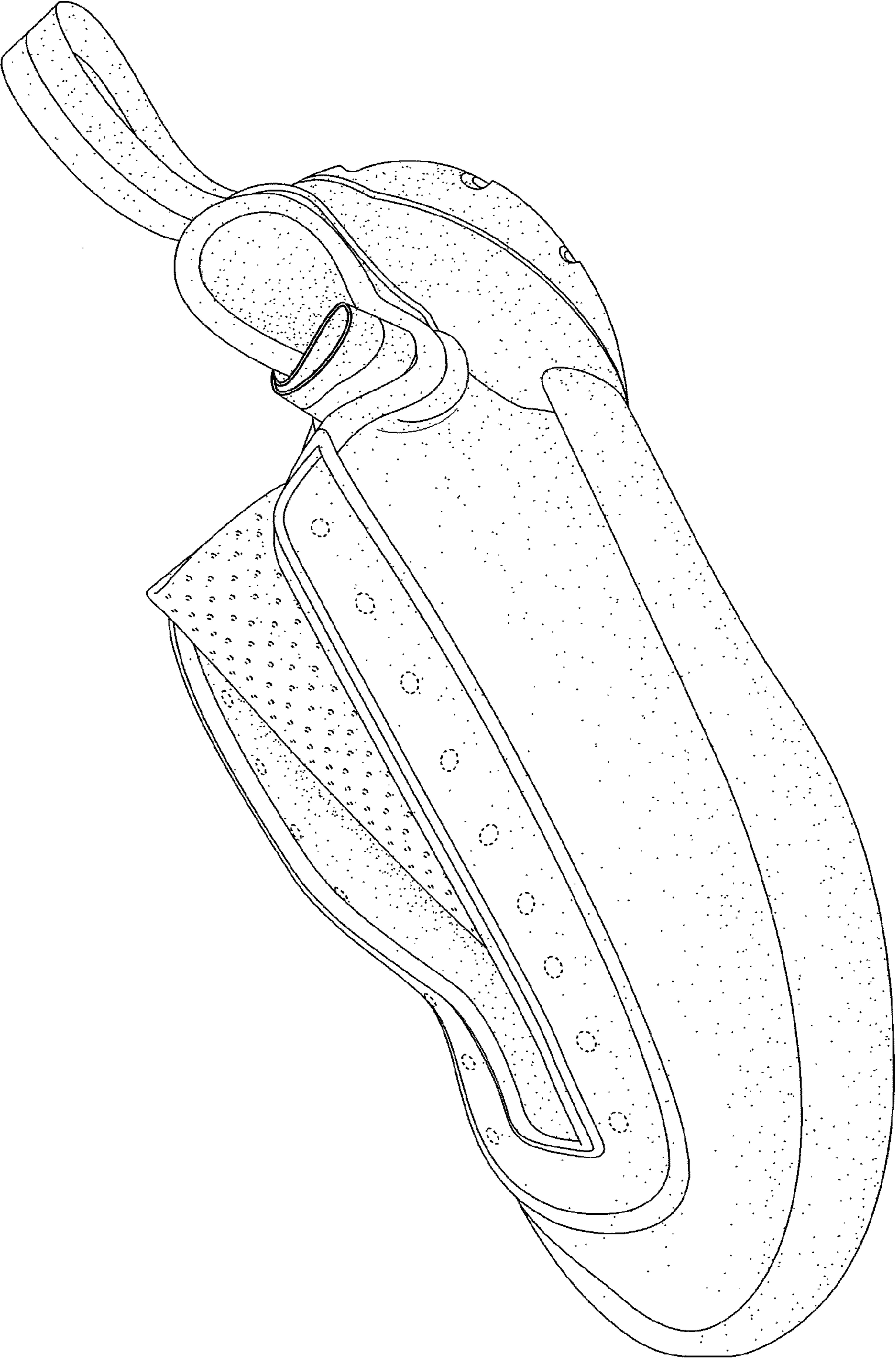


FIG. 1

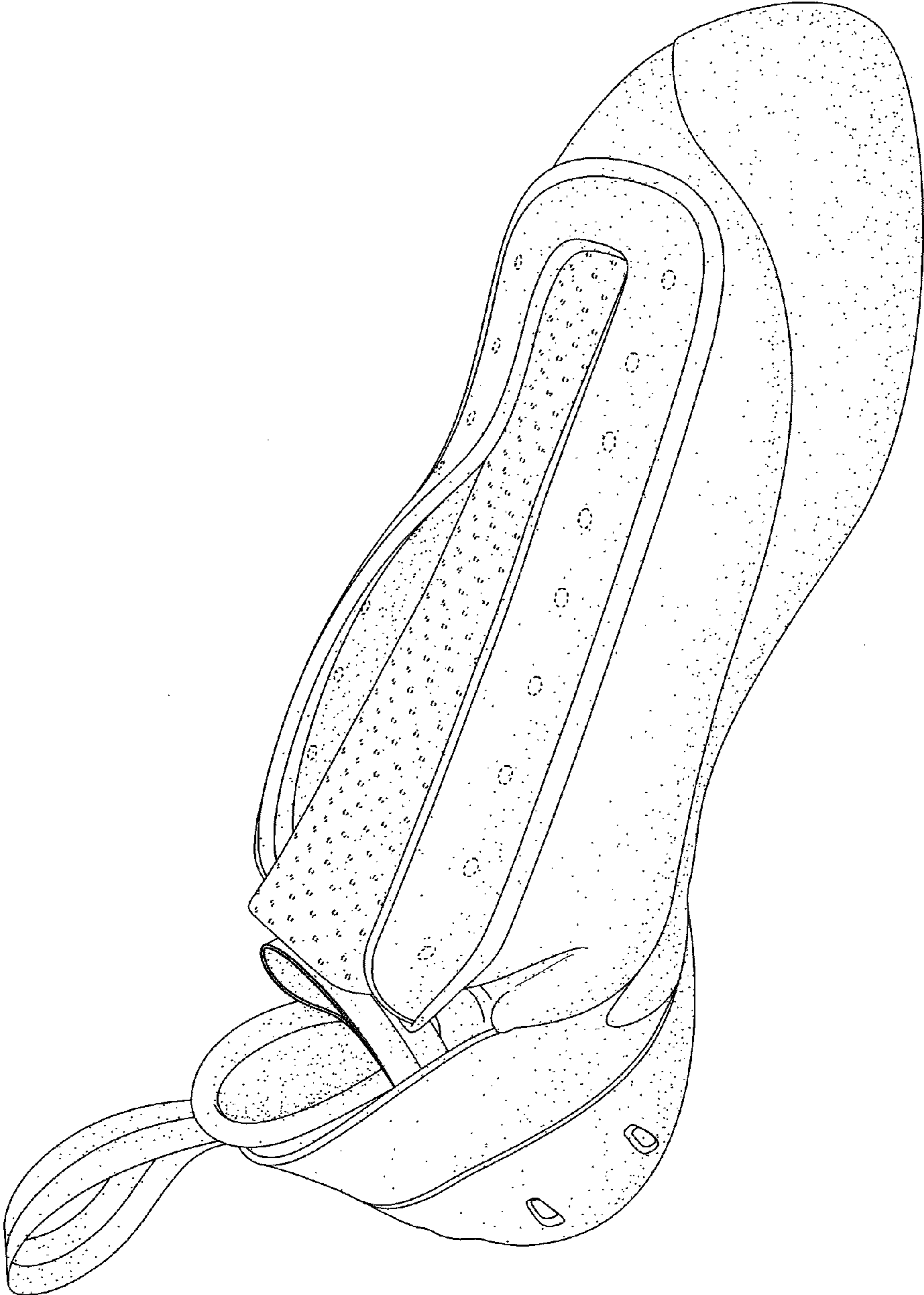


FIG. 2

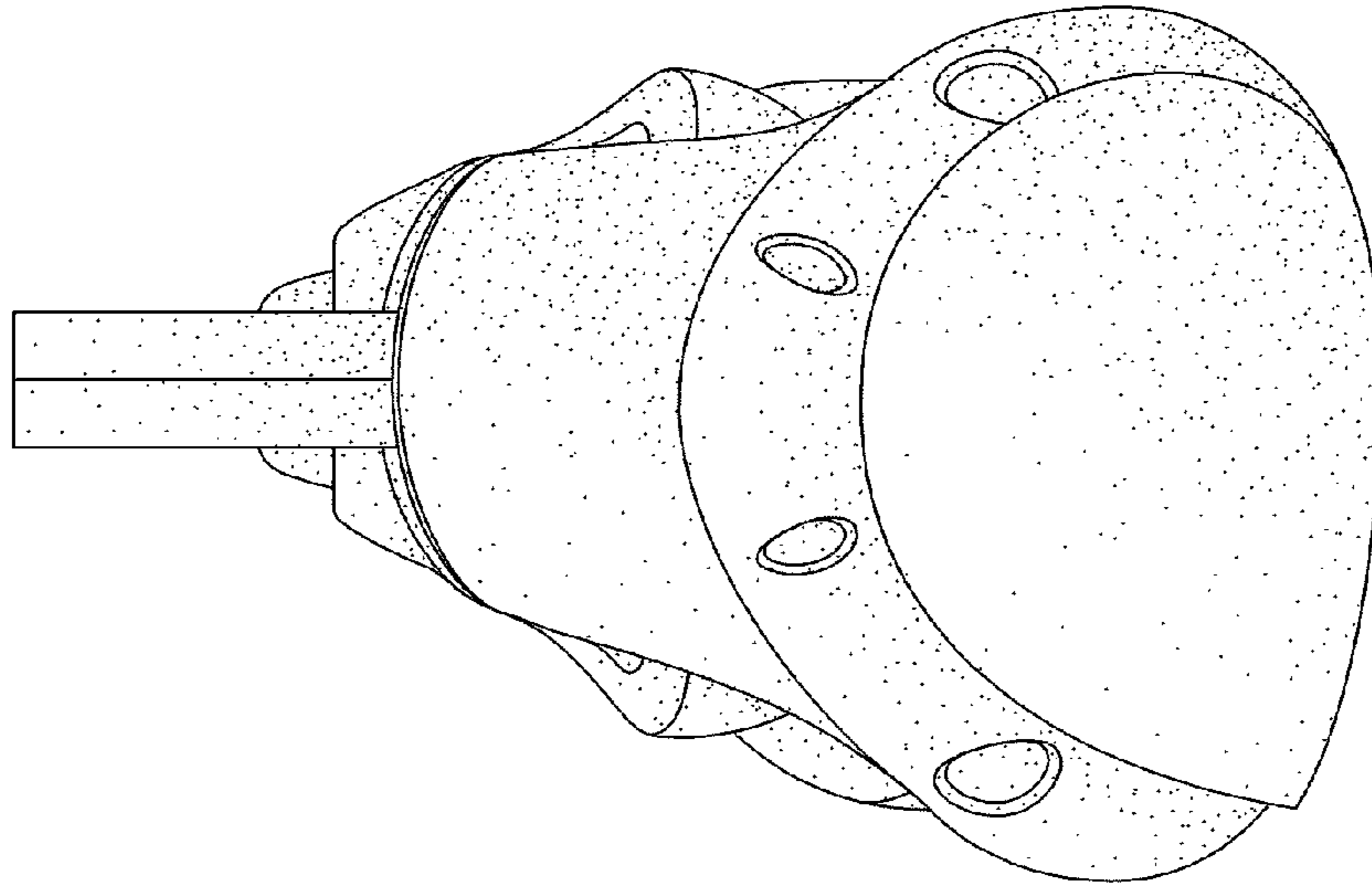


FIG. 4

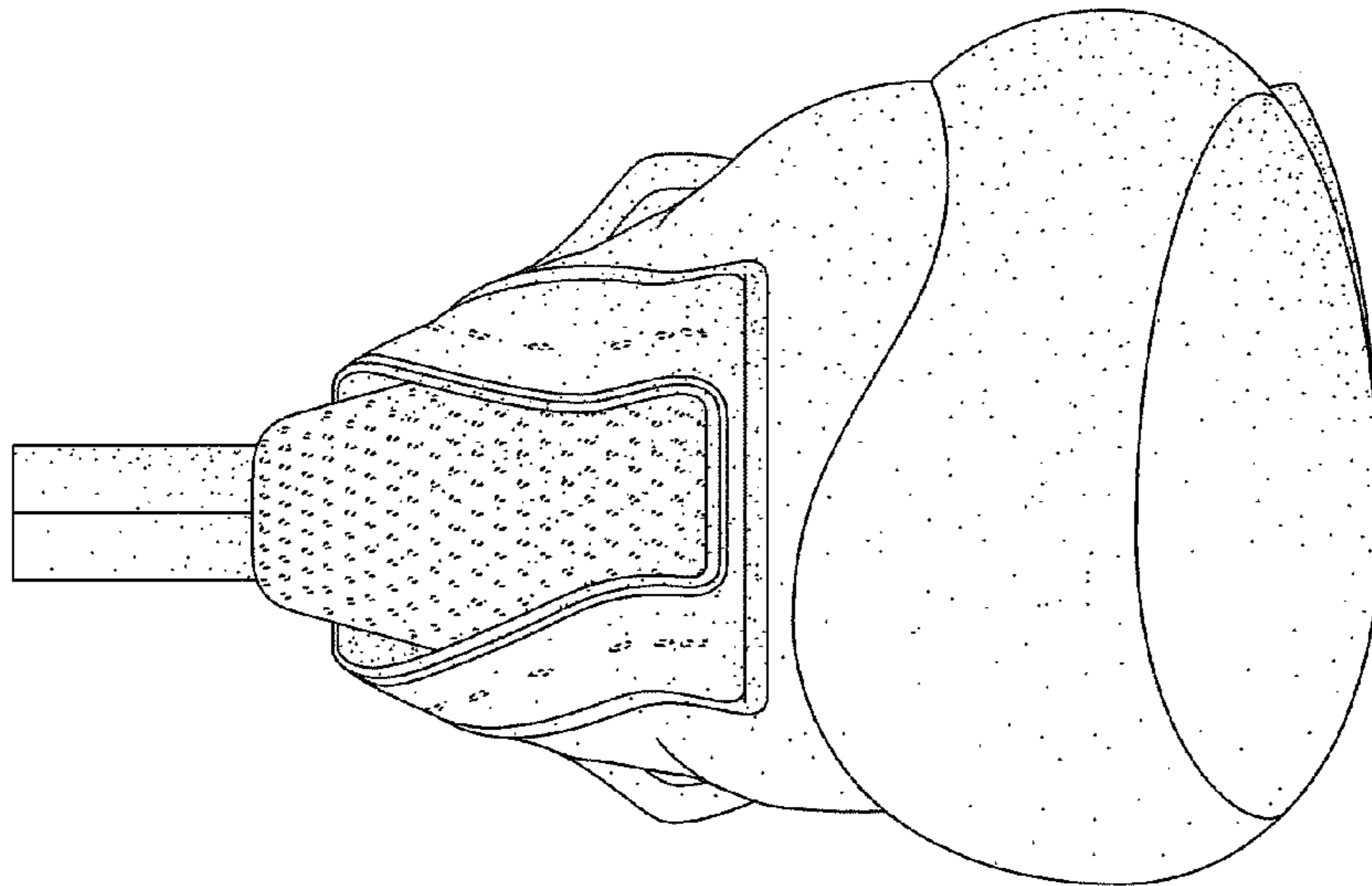


FIG. 3

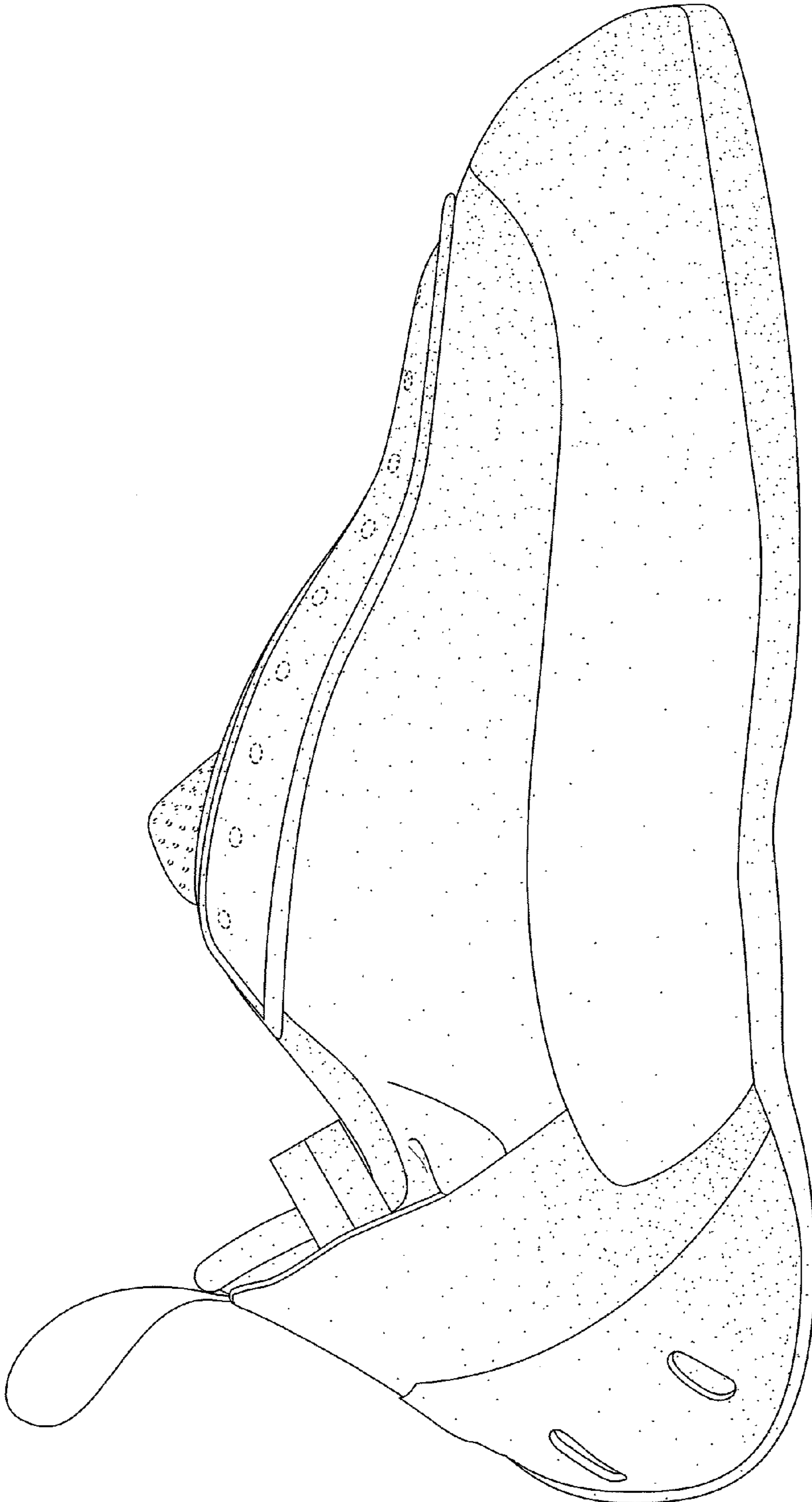


FIG. 5

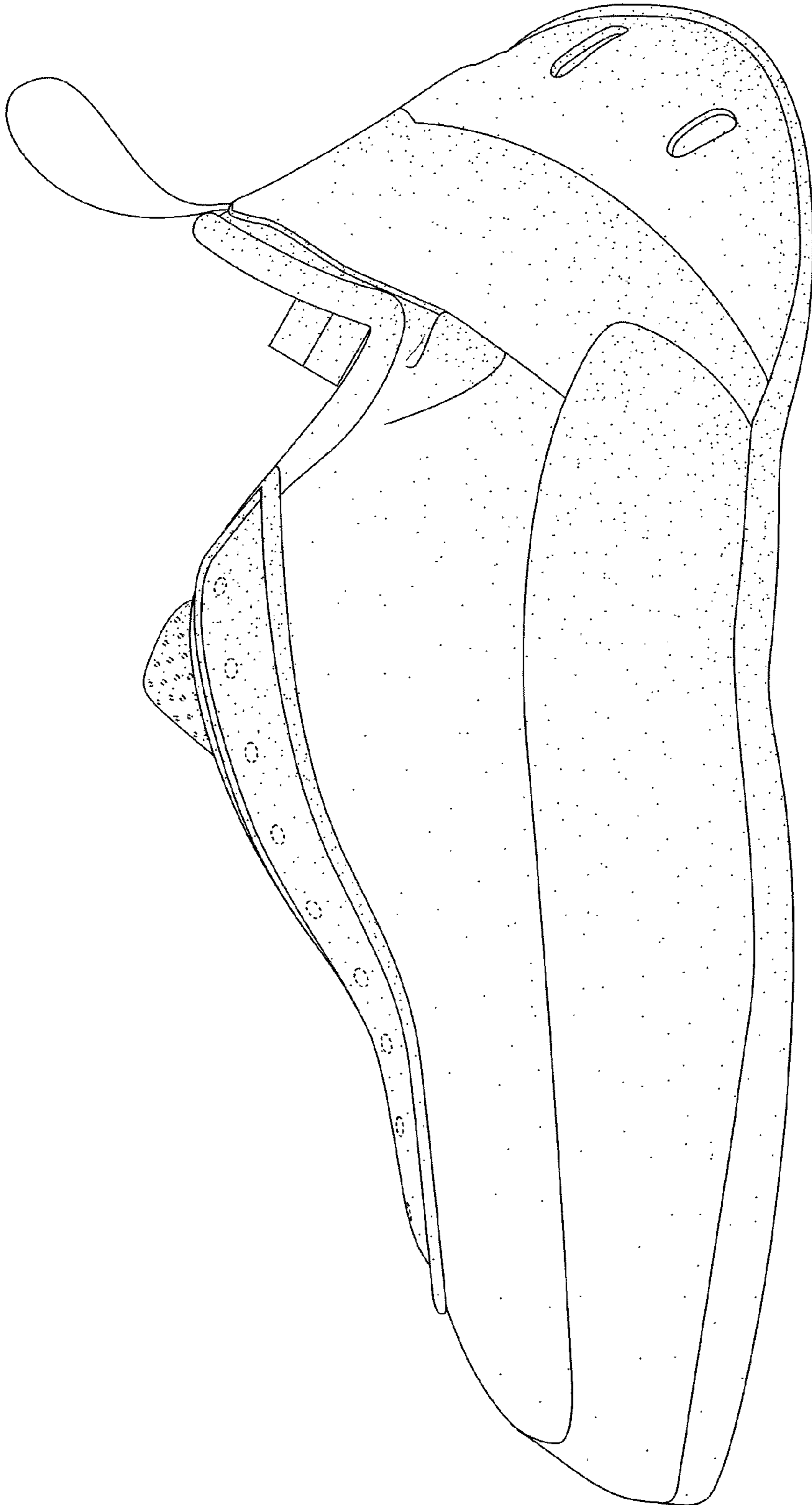


FIG. 6

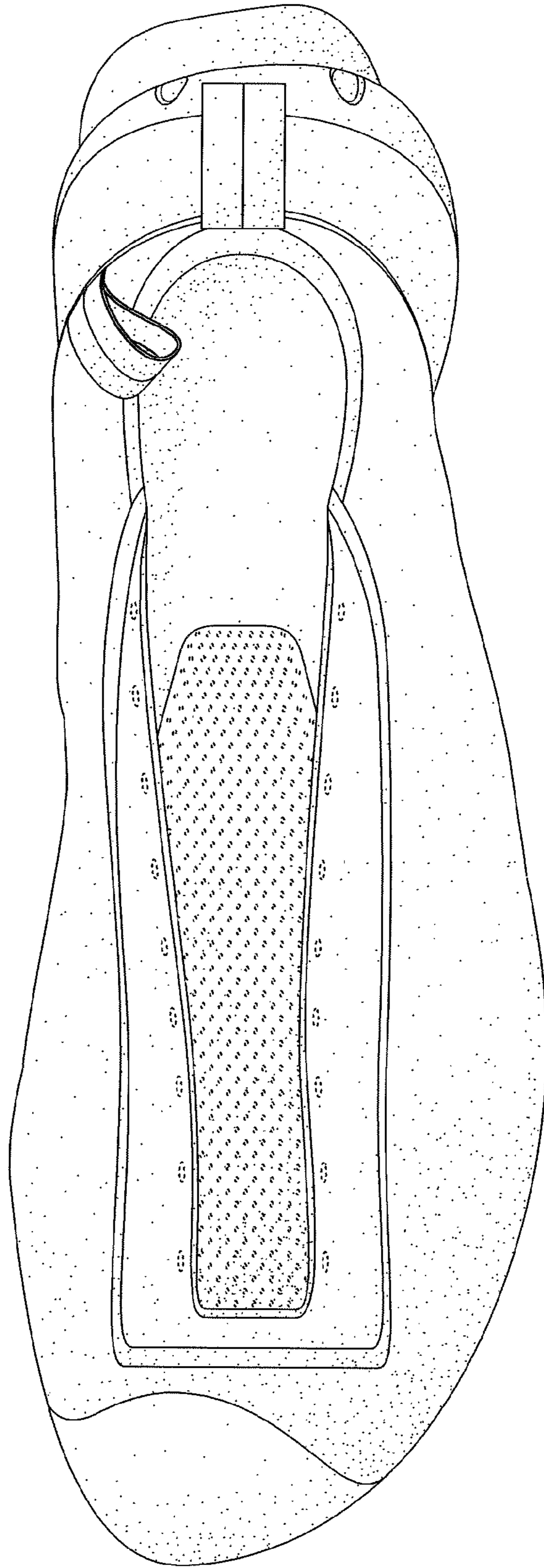


FIG. 7

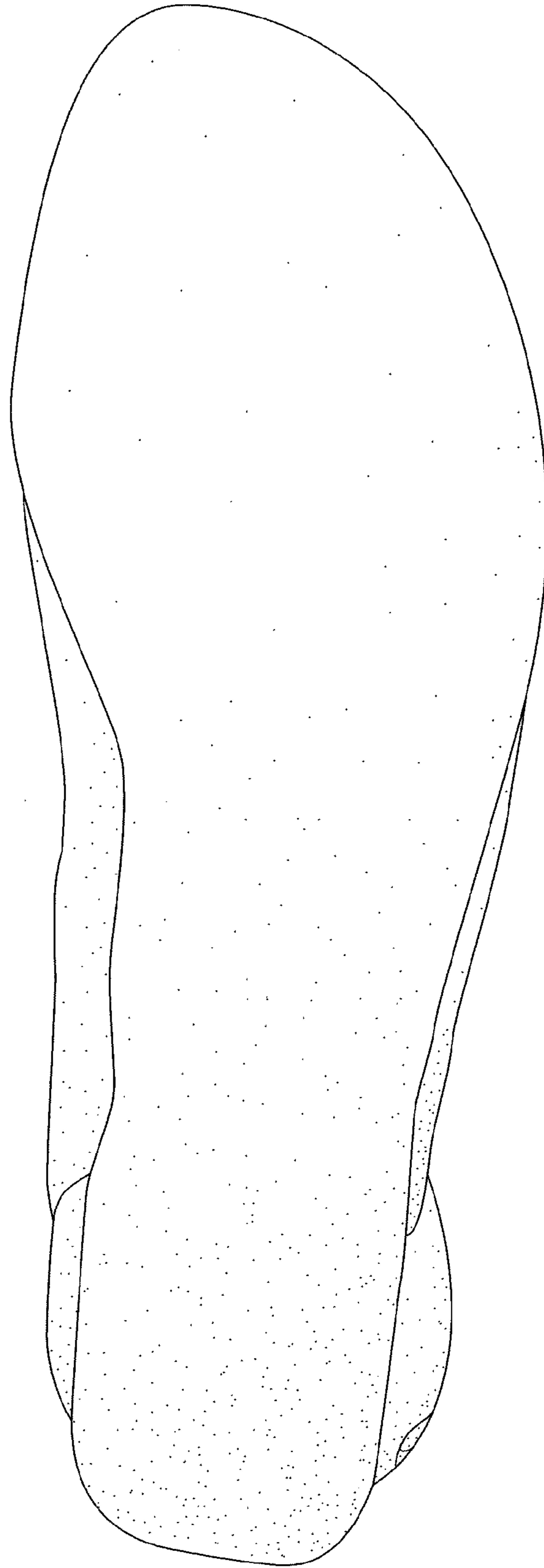


FIG. 8