



US00D727606S

(12) **United States Design Patent**
Mochen

(10) **Patent No.:** **US D727,606 S**
(45) **Date of Patent:** **** Apr. 28, 2015**

(54) **GOLF SHOE**

(71) Applicant: **Acushnet Company**, Fairhaven, MA
(US)

(72) Inventor: **Richard A. Mochen**, Milton, MA (US)

(73) Assignee: **Acushnet Company**, Fairhaven, MA
(US)

(**) Term: **14 Years**

(21) Appl. No.: **29/471,017**

(22) Filed: **Oct. 28, 2013**

(51) **LOC (10) Cl.** **02-04**

(52) **U.S. Cl.**
USPC **D2/906; D2/908; D2/954**

(58) **Field of Classification Search**
CPC A43B 5/00; A43B 5/001; A43B 5/002;
A43B 5/003; A43B 5/007; A43B 5/008;
A43B 5/02; A43B 5/025; A43B 5/06; A43B
5/08; A43B 5/10; A43B 5/12; A43B 5/14;
A43B 5/145; A43B 5/18; A43B 5/185;
A43B 23/00; A43B 23/021; A43B 23/0215;
A43B 23/04; A43B 23/042; A43B 23/047;
A43B 23/26; A43B 1/08; A43B 1/14; A43B
1/00; A43B 23/045
USPC D2/896, 902, 905, 906, 907, 908, 909,
D2/911, 912, 943, 944, 945, 954, 969, 972,
D2/973, 977, 978; 36/83, 113, 114, 115,
36/116, 126-131, 134, 3 R, 3 A, 45, 46.5,
36/47, 48, 49, 50.1, 50.5, 51, 52, 53, 54,
36/55, 56, 57, 58

See application file for complete search history.

(56) **References Cited**

U.S. PATENT DOCUMENTS

1,809,194 A 12/1929 East
1,827,514 A * 10/1931 Golden 36/59 R

3,028,689 A * 4/1962 Dassler 36/129
3,138,880 A * 6/1964 Kunzli 36/114
D208,393 S * 8/1967 Onitsuka D2/906
D250,857 S * 1/1979 Procter et al. D2/906
D256,627 S * 9/1980 Lu D2/906
4,361,971 A 12/1982 Bowerman
4,380,878 A 4/1983 Skaja
D302,898 S * 8/1989 Greenberg D2/969
D336,973 S * 7/1993 Fritcher D2/906
6,367,167 B1 * 4/2002 Krstic et al. 36/25 R
D498,579 S * 11/2004 Lemaster D2/972
D511,882 S * 11/2005 Robinson et al. D2/969
D514,293 S * 2/2006 Feeney D2/969

(Continued)

FOREIGN PATENT DOCUMENTS

JP 2001224404 8/2001
JP 2006068394 3/2006

Primary Examiner — Elizabeth J Oswecki

(74) *Attorney, Agent, or Firm* — Daniel W. Sullivan

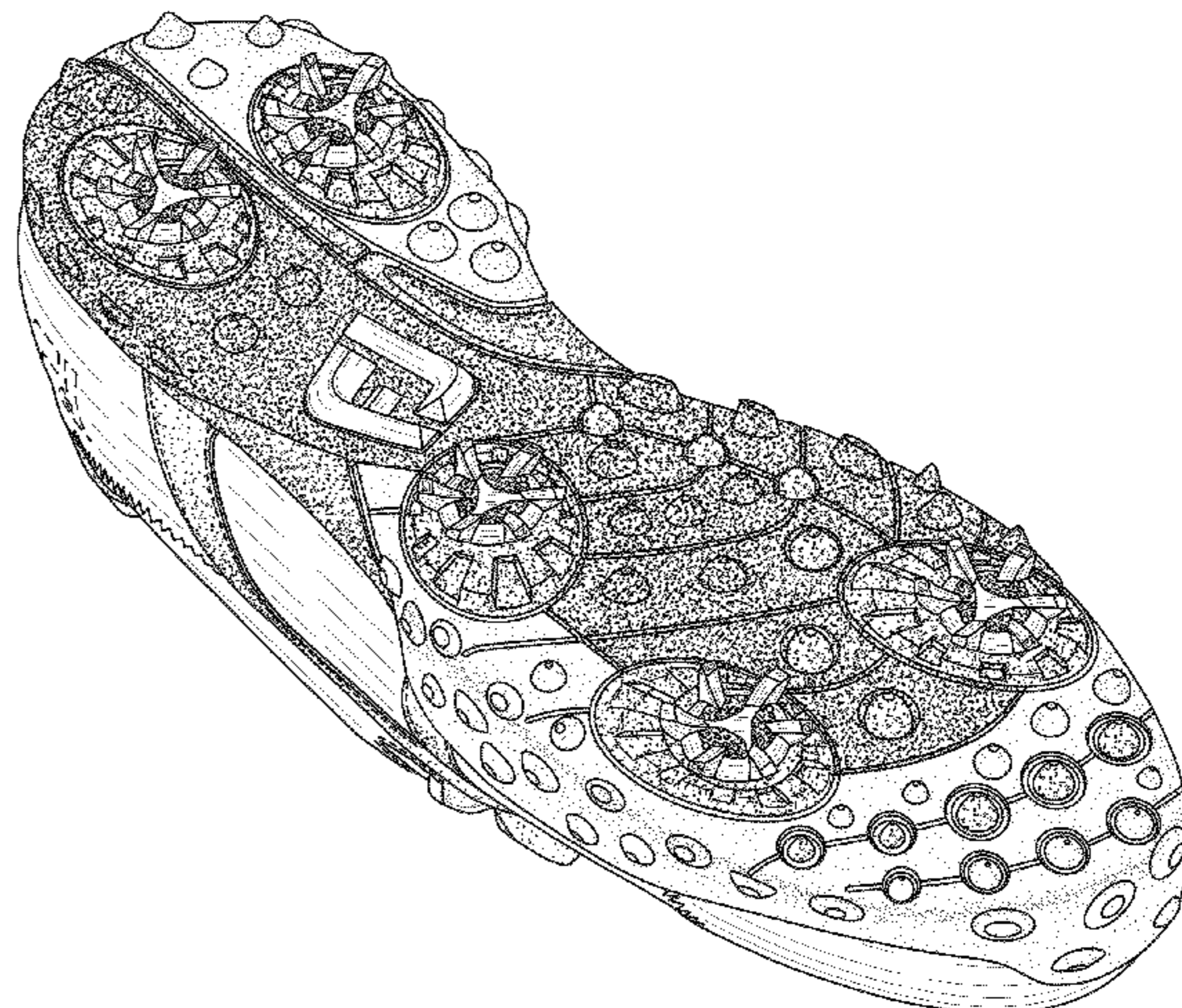
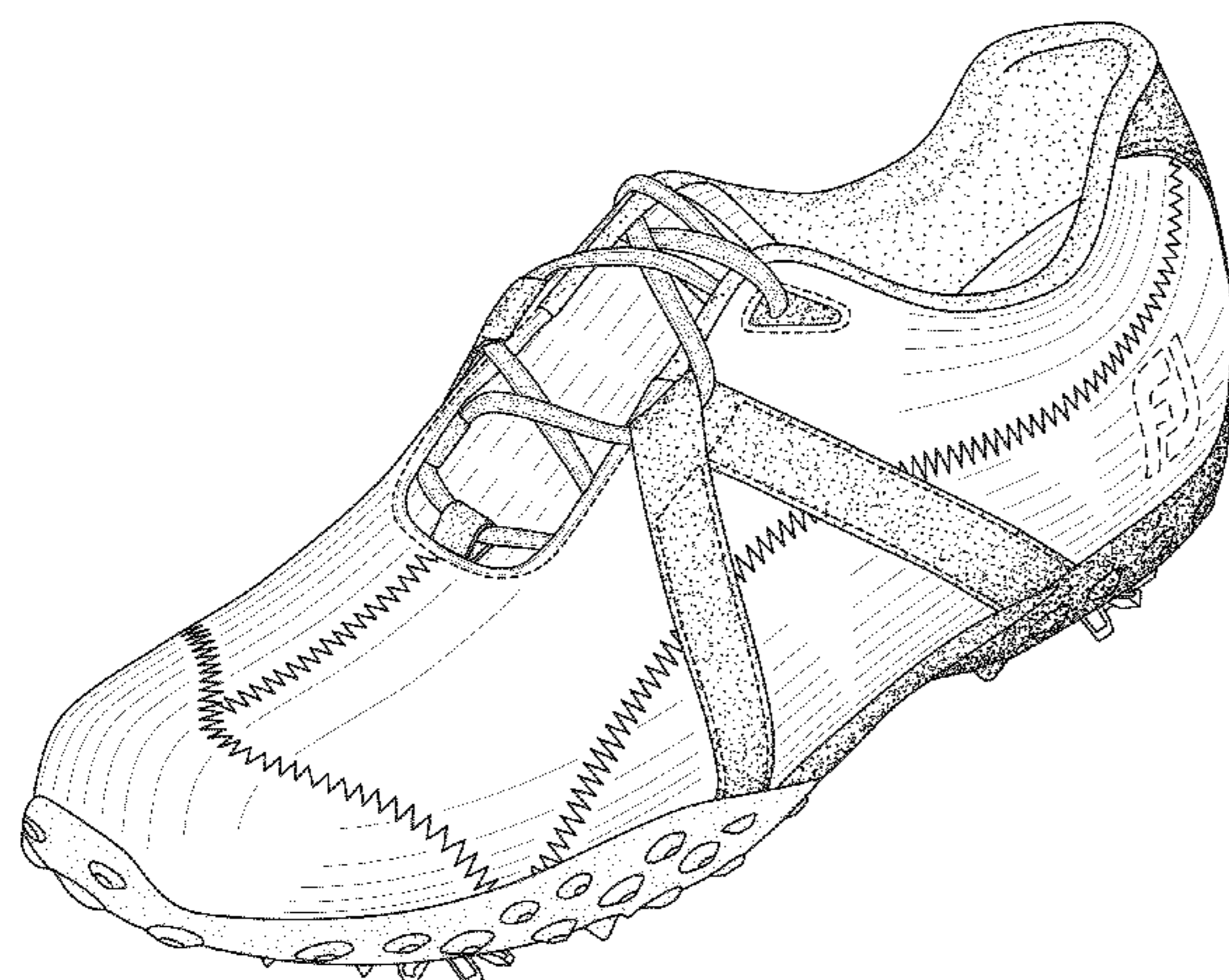
(57) **CLAIM**

The ornamental design for a golf shoe, as shown and described.

DESCRIPTION

FIG. 1 is a top perspective view of a golf shoe showing my new design;
FIG. 2 is a bottom perspective view thereof;
FIG. 3 is a front elevation view thereof;
FIG. 4 is a rear elevation view thereof;
FIG. 5 is a top plan view thereof;
FIG. 6 is a medial side elevation view thereof;
FIG. 7 is a bottom plan view thereof; and,
FIG. 8 is a lateral side elevation view thereof.
The broken lines shown on the top surface of the shoe in FIGS. 1-7 represent thread stitching. The broken lines of a logo, "FJ," form no part of the claimed design.

1 Claim, 4 Drawing Sheets



(56)

References Cited

U.S. PATENT DOCUMENTS

D514,296 S *	2/2006	Erickson et al.	D2/969	D661,478 S *	6/2012	Lane	D2/969
D541,516 S *	5/2007	Lane, III	D2/969	D663,936 S *	7/2012	Lane	D2/969
D571,546 S *	6/2008	Lane, III	D2/969	D683,942 S *	6/2013	Dekovic	D2/962
D595,946 S *	7/2009	Lane et al.	D2/969	D684,756 S *	6/2013	Dekovic	D2/962
7,895,773 B2	3/2011	Robinson, Jr. et al.		D692,644 S *	11/2013	Eck	D2/906
D654,680 S *	2/2012	Mochen	D2/969	D707,432 S *	6/2014	Mochen et al.	D2/959
D654,681 S *	2/2012	Bacon	D2/969	D707,929 S *	7/2014	Feeney et al.	D2/953
				2011/0035963 A1	2/2011	Baker et al.	
				2011/0078922 A1*	4/2011	Cavaliere et al.	36/54
				2012/0297645 A1	11/2012	Berbert	

* cited by examiner

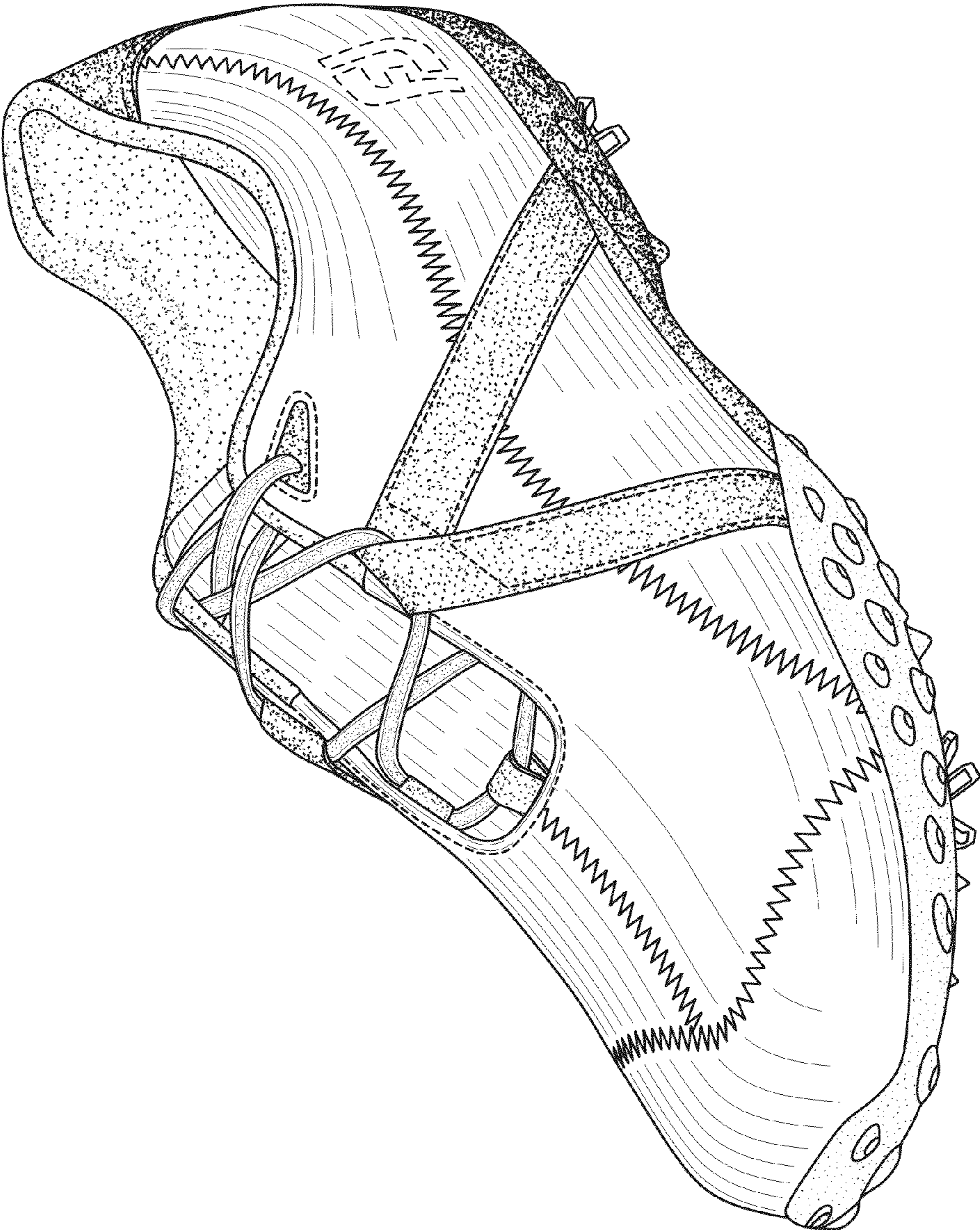


FIG. 1

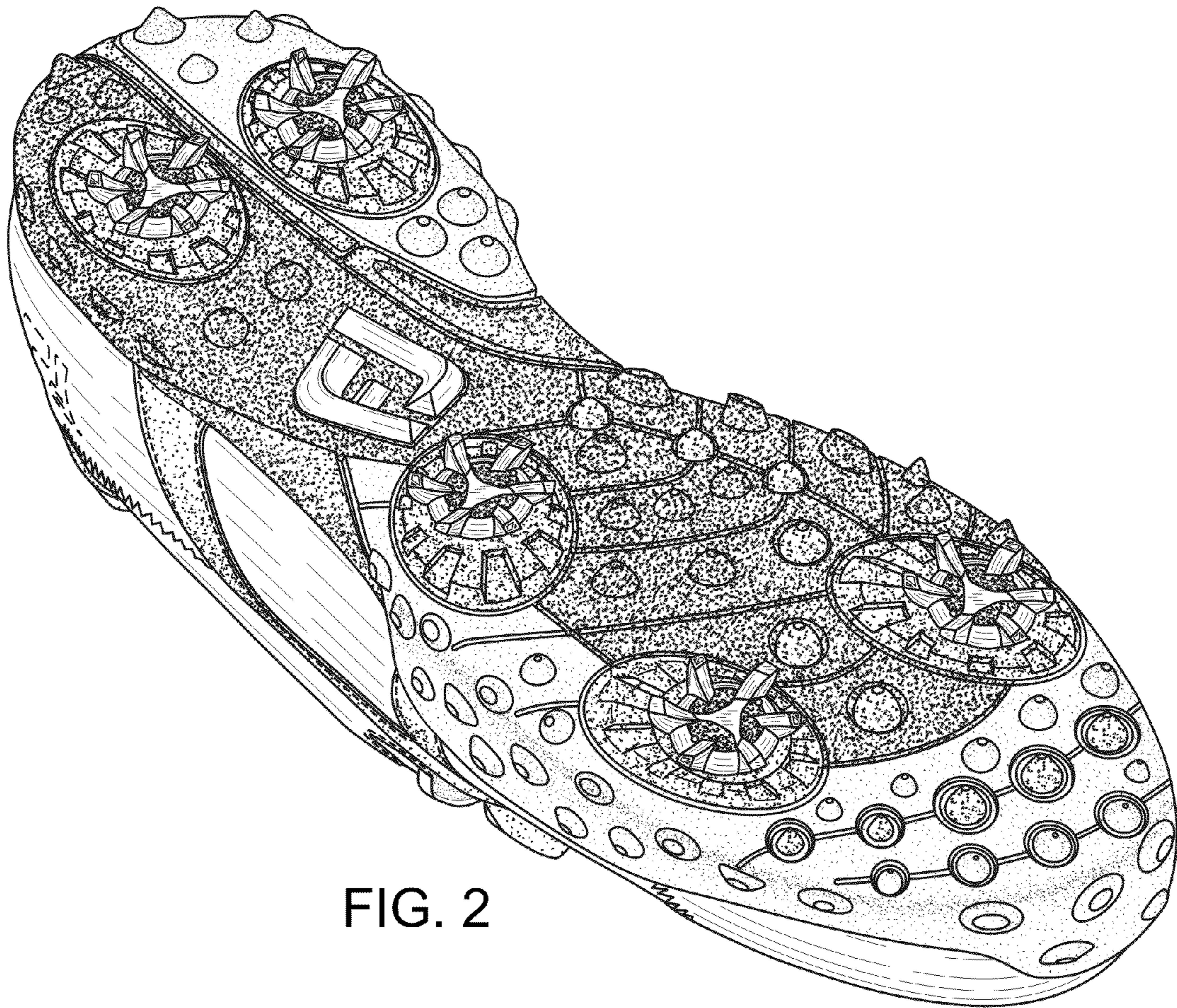


FIG. 2

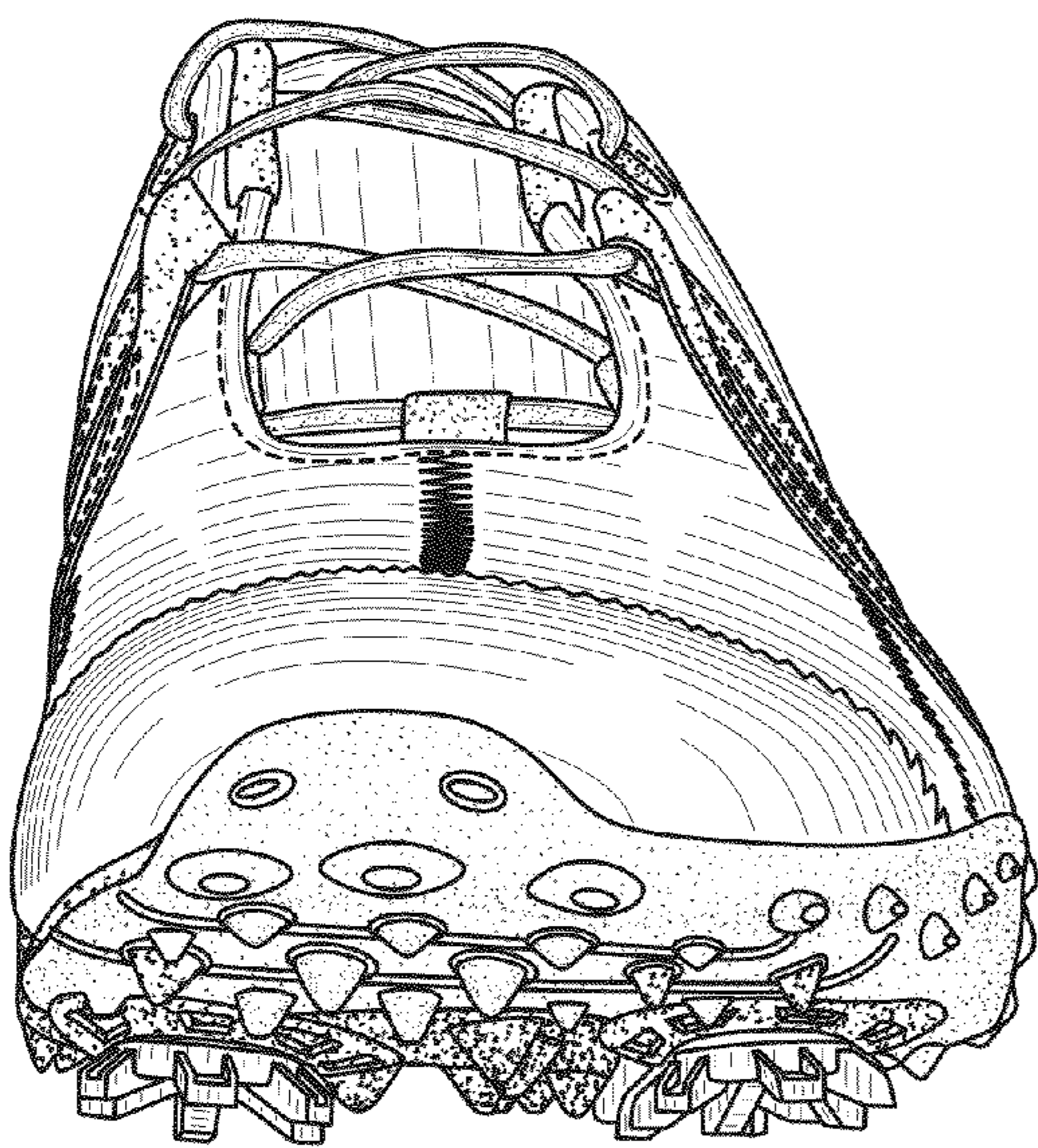


FIG. 3

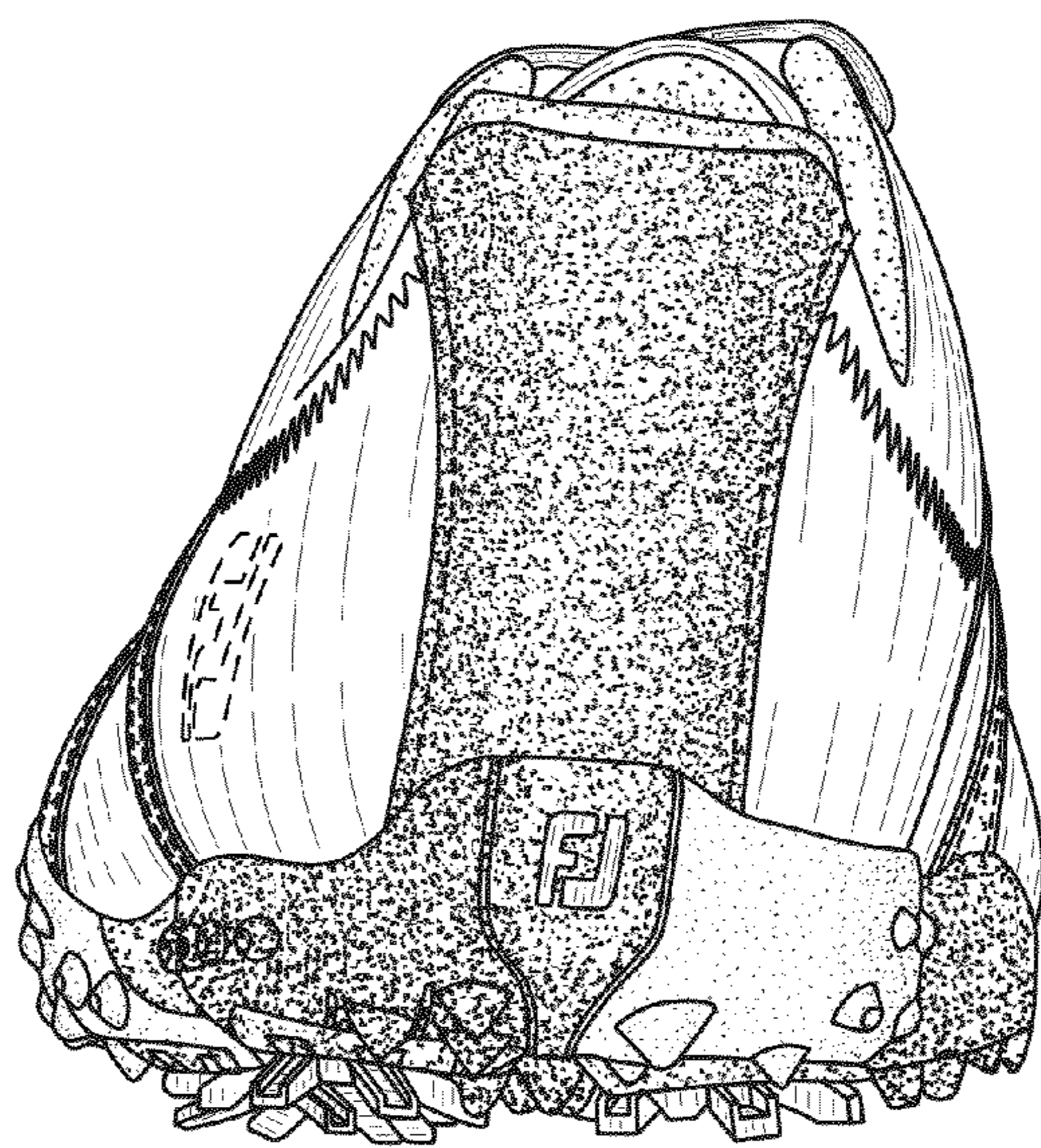


FIG. 4

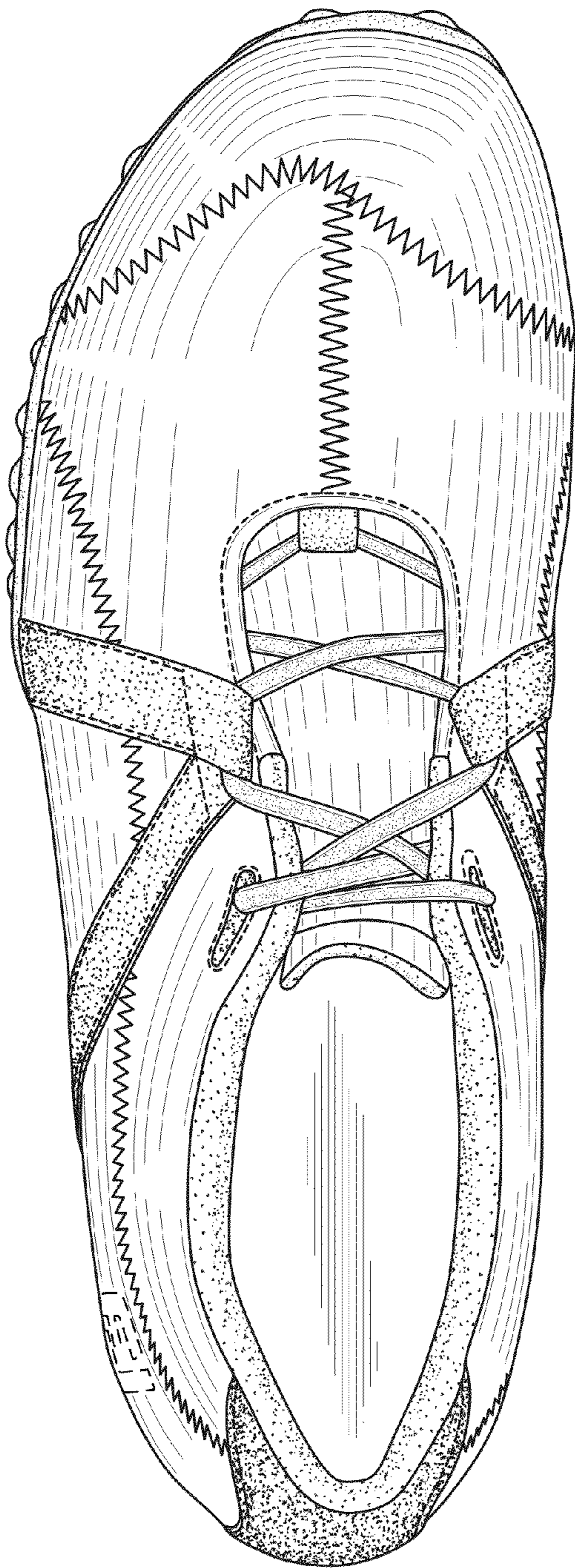


FIG. 5

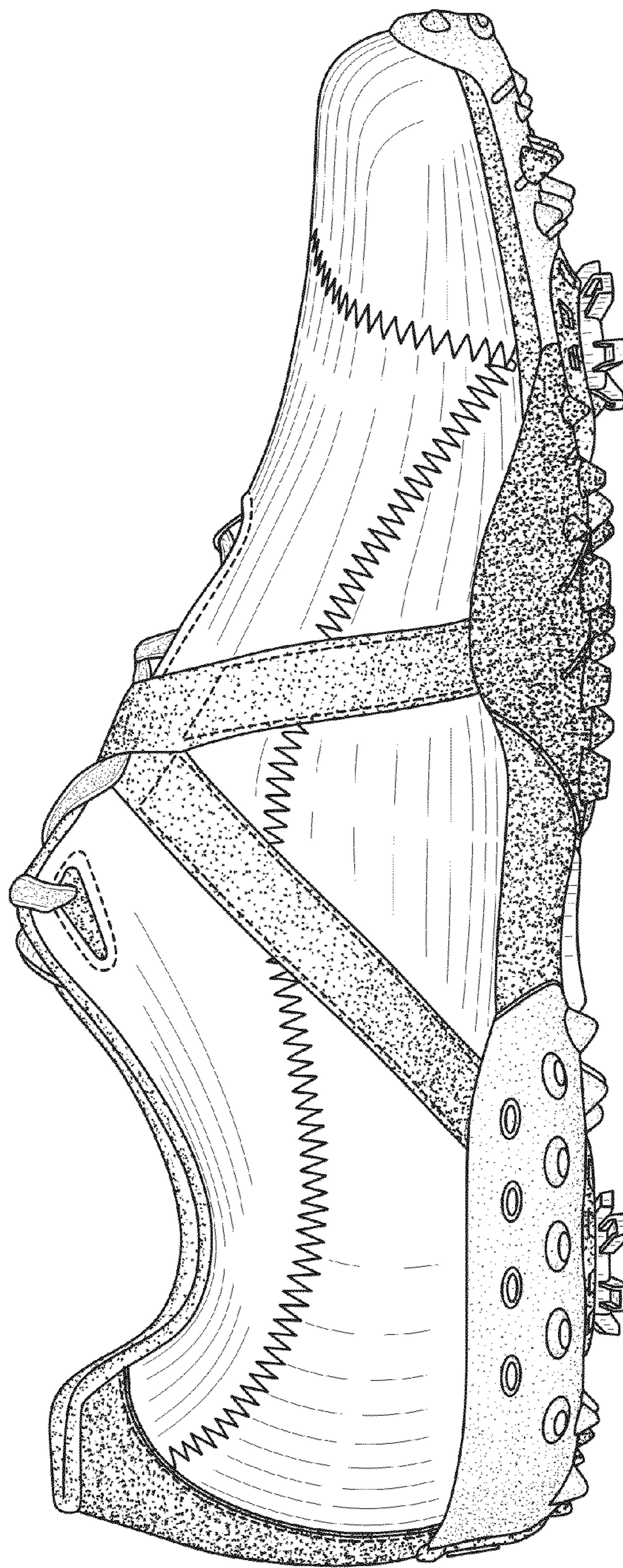


FIG. 6

FIG. 7

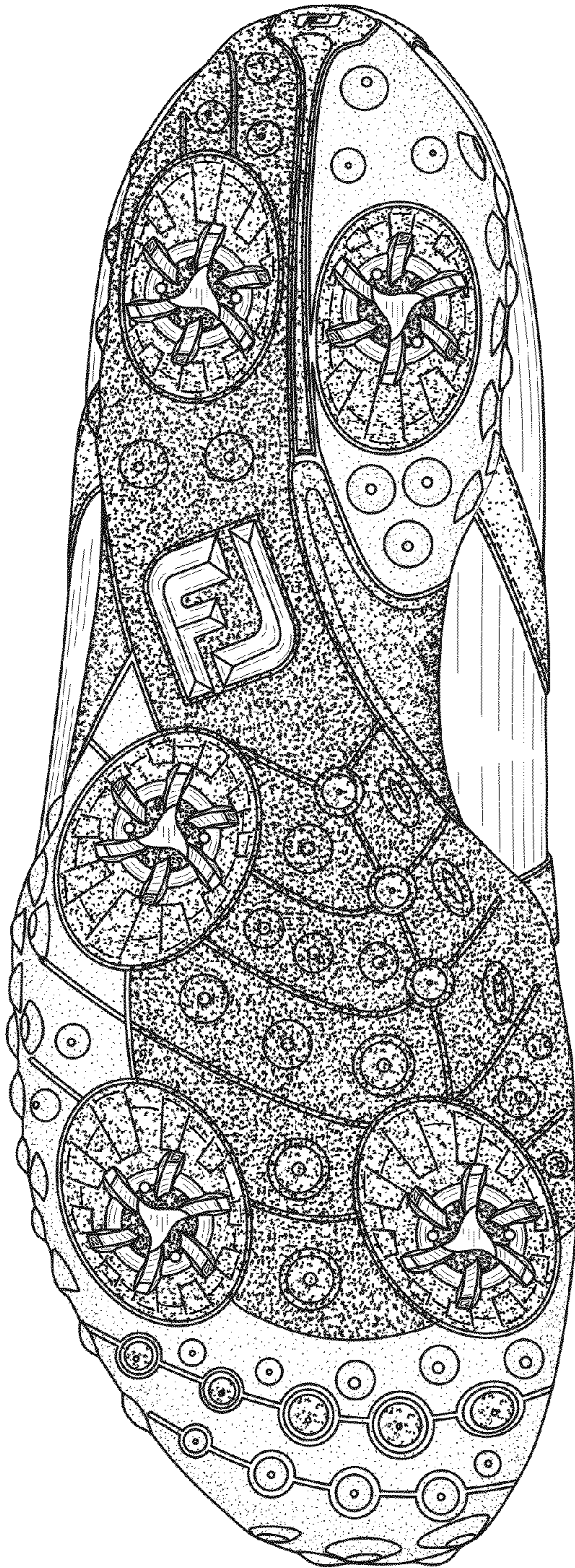


FIG. 8

