



US00D727567S

(12) **United States Design Patent**
Bunkley

(10) **Patent No.:** **US D727,567 S**

(45) **Date of Patent:** **** Apr. 21, 2015**

(54) **FINGER SPONGE**

(71) Applicant: **Eva Jane Bunkley**, Riverdale, GA (US)

(72) Inventor: **Eva Jane Bunkley**, Riverdale, GA (US)

(**) Term: **14 Years**

(21) Appl. No.: **29/493,343**

(22) Filed: **Jun. 13, 2014**

(51) **LOC (10) Cl.** **28-01**

(52) **U.S. Cl.**
USPC **D28/7**

(58) **Field of Classification Search**

CPC A45D 33/00; A45D 33/34; A45D 33/36
USPC D28/7, 8, 20-22, 30-31, 76, 85, 99;
132/108, 202, 208, 317, 320;
401/202-207, 261-267; D24/119,
D24/124-126; D1/126, 127, 130, 199;
D6/595-601; D32/40-45; 15/209.1,
15/244.1, 244.2, 244.3, 244.4

See application file for complete search history.

(56) **References Cited**

U.S. PATENT DOCUMENTS

2,318,365 A * 5/1943 Boysen 15/227
D636,120 S * 4/2011 Ninomiya D28/7

D638,163 S * 5/2011 Ninomiya et al. D28/7
D640,827 S * 6/2011 Ninomiya D28/7
D663,836 S * 7/2012 Ruiz et al. D24/133
D666,357 S * 8/2012 Albers D28/7
D679,861 S * 4/2013 Choi D28/7
D680,264 S * 4/2013 Manalo D28/7
D686,367 S * 7/2013 Ruiz et al. D28/7

* cited by examiner

Primary Examiner — Zenia Bennett

(74) *Attorney, Agent, or Firm* — Rodgers & Rodgers

(57) **CLAIM**

The ornamental design for a finger sponge, as shown and described.

DESCRIPTION

FIG. 1 is a perspective view of a finger sponge showing my new design;
FIG. 2 is a side elevational view thereof, all sides being the same in appearance;
FIG. 3 is a top plan view thereof;
FIG. 4 is a bottom plan view thereof; and,
FIG. 5 is a cross-section elevational view thereof taken along the line 5-5 in FIG. 3.

1 Claim, 2 Drawing Sheets

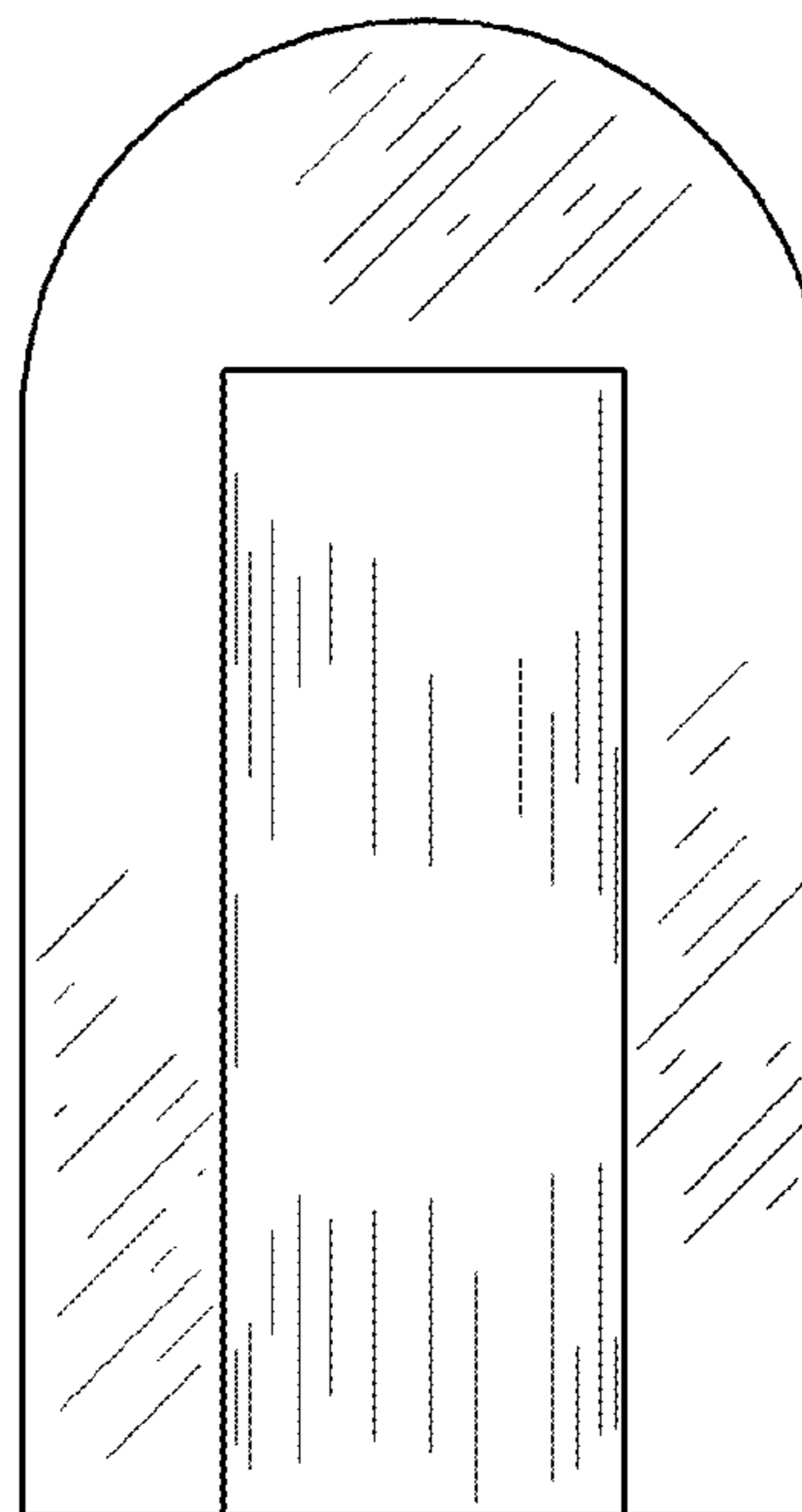
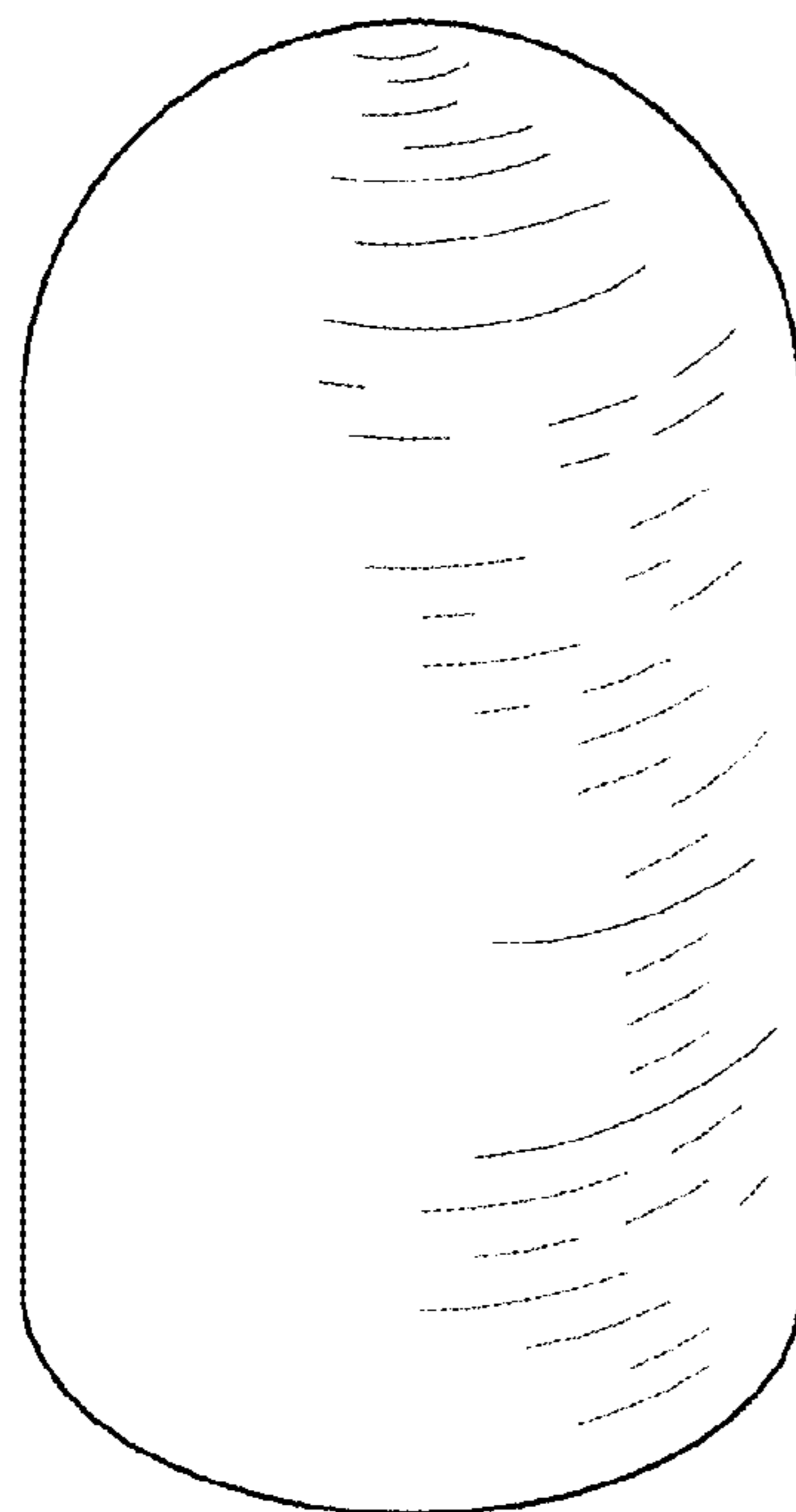


Fig 1

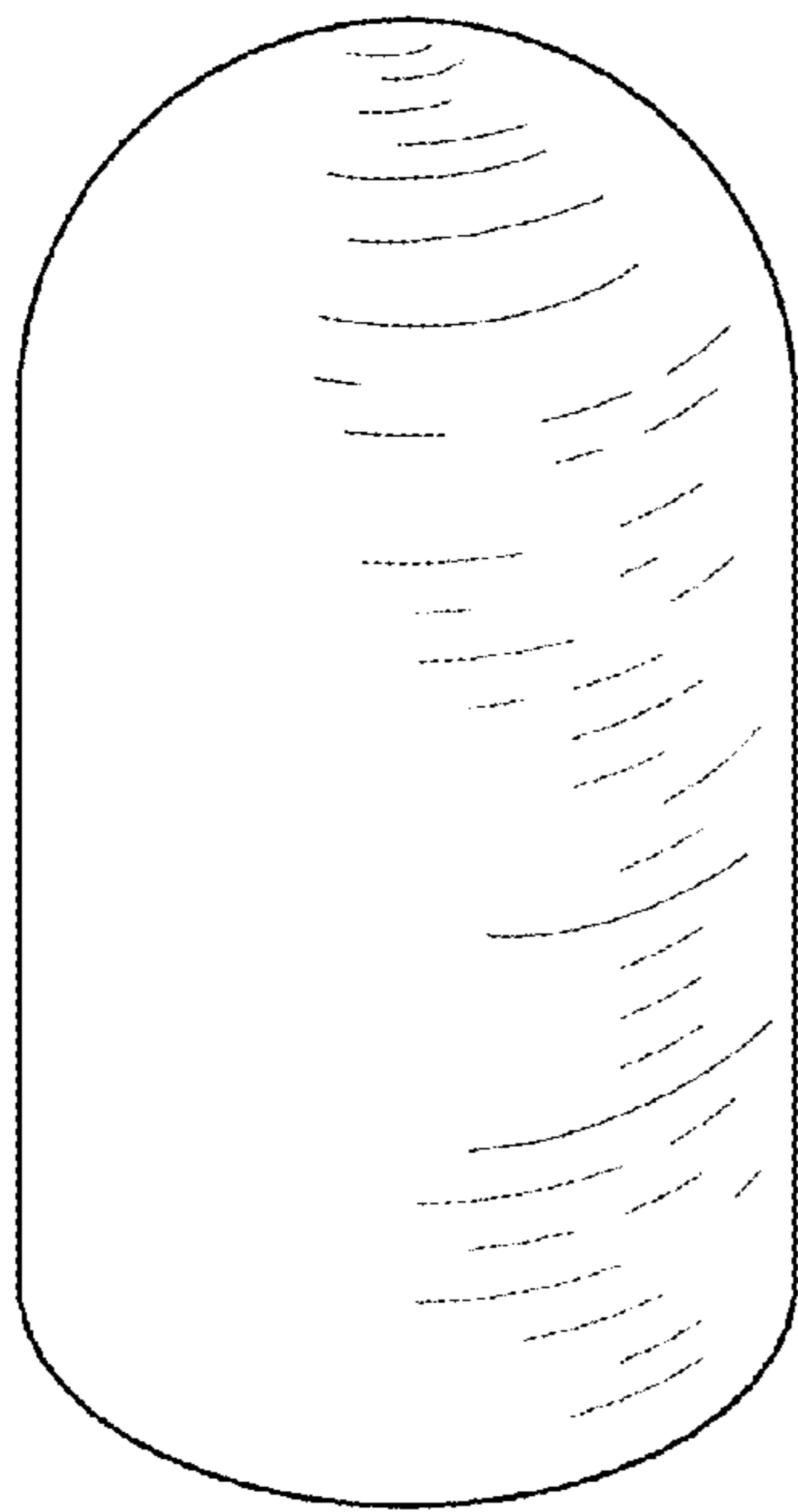


Fig 2




Fig 3

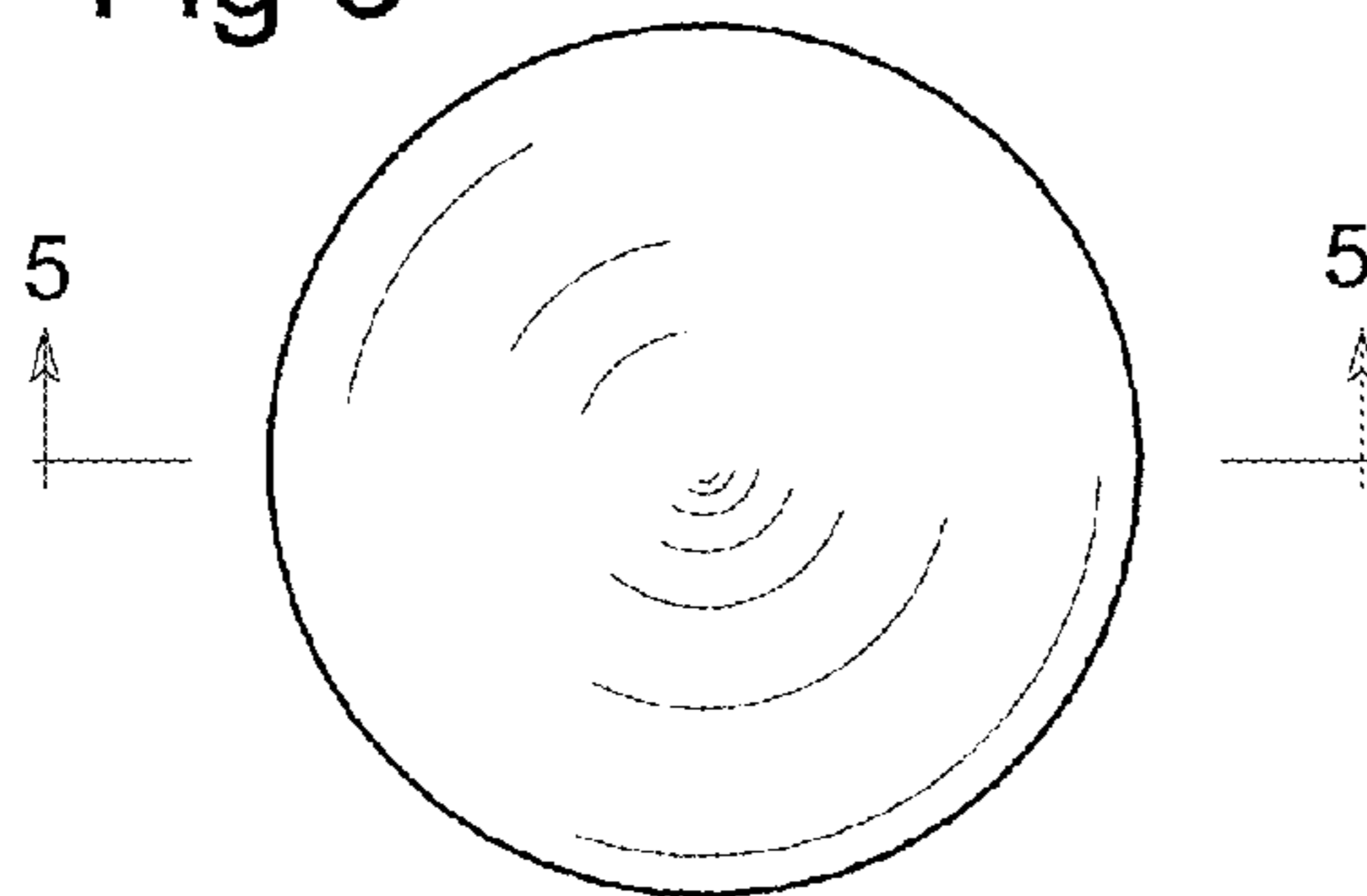


Fig 4

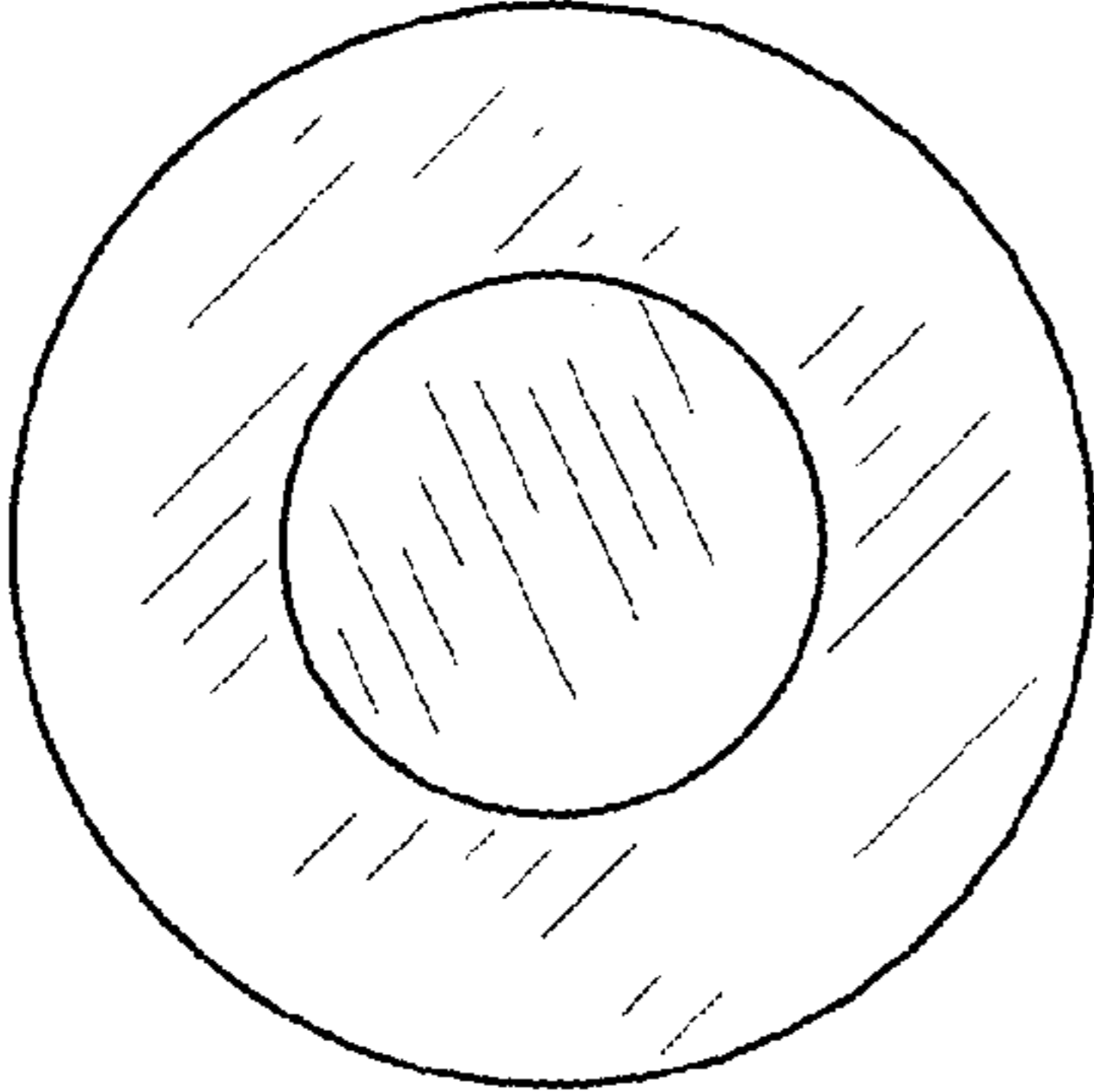


Fig 5

