



US00D727537S

(12) **United States Design Patent**
Campbell et al.

(10) **Patent No.:** **US D727,537 S**
(45) **Date of Patent:** **** Apr. 21, 2015**

- (54) **WINDOW FRAME PROFILE**
- (71) Applicant: **Royal Group, Inc.**, Atlanta, GA (US)
- (72) Inventors: **David Robert Campbell**, Orillia (CA);
Nina Sterlin, Thornhill (CA); **Eric Mercer**, Indian Trail, NC (US)
- (73) Assignee: **Royal Group, Inc.**, Atlanta, GA (US)
- (**) Term: **14 Years**
- (21) Appl. No.: **29/481,217**
- (22) Filed: **Feb. 3, 2014**
- (51) **LOC (10) Cl.** **25-01**
- (52) **U.S. Cl.**
USPC **D25/124**
- (58) **Field of Classification Search**
USPC D25/124; 52/204.1, 204.2, 204.5,
52/204.51, 656.5, 656.6, 213, 215, 208,
52/656.2, 656.7, 800.13, 717.01;
49/DIG. 2, 504
See application file for complete search history.

6,393,778	B1	*	5/2002	Ting	52/204.5
D487,933	S	*	3/2004	Habeck et al.	D25/124
D594,565	S	*	6/2009	Campbell et al.	D25/124
D600,360	S	*	9/2009	Wickland	D25/124
D602,605	S	*	10/2009	Wickland	D25/124
D630,341	S	*	1/2011	Wickland	D25/124
2003/0056450	A1	*	3/2003	Bealko	52/204.55
2009/0313941	A1	*	12/2009	Siodla	52/800.13

* cited by examiner

Primary Examiner — Doris Clark

(74) *Attorney, Agent, or Firm* — Hunton & Williams, LLP

(57) **CLAIM**

We claim the ornamental design for a window frame profile, as shown and described.

DESCRIPTION

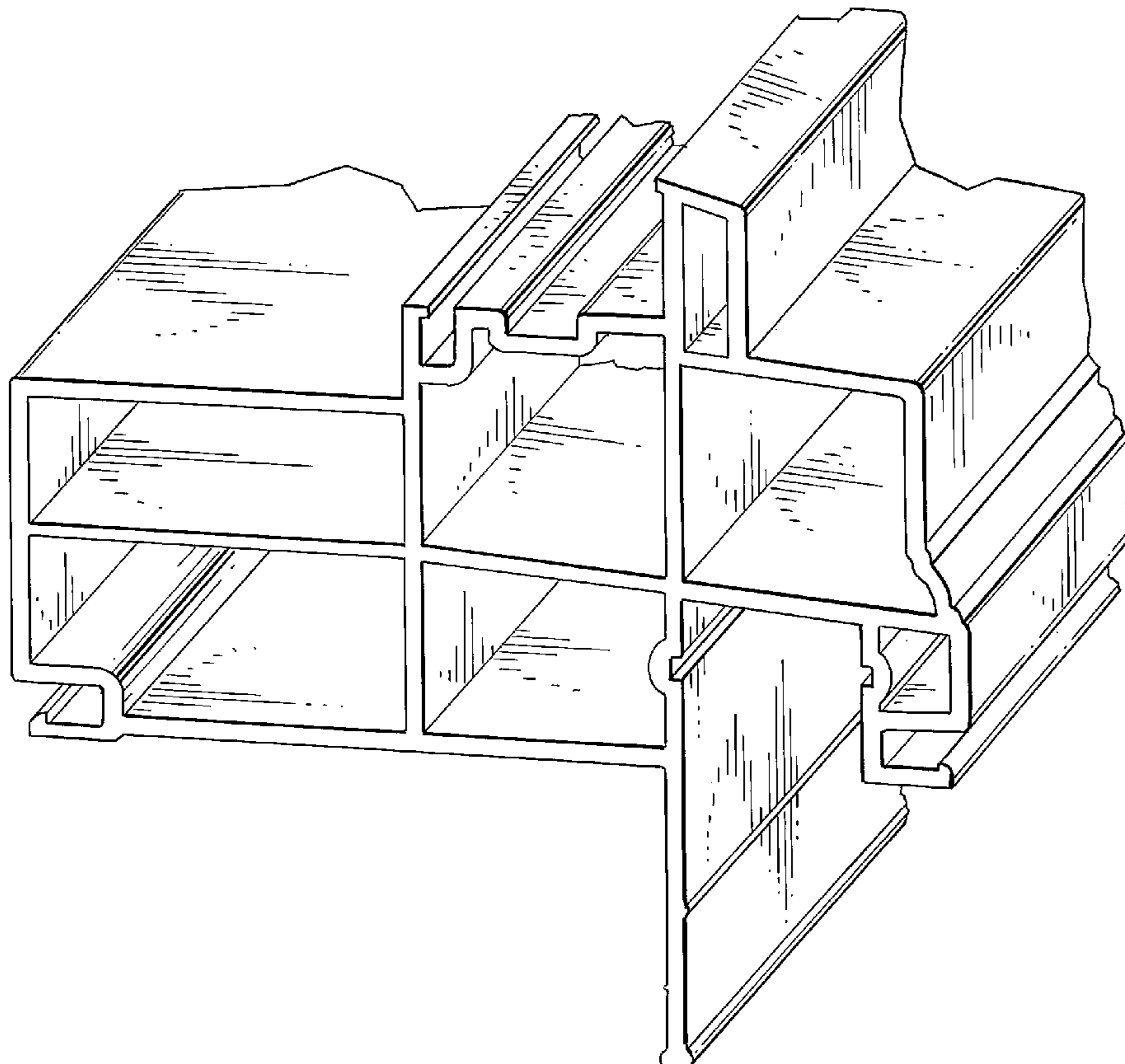
FIG. 1 is a fragmentary top right isometric view of a window frame profile of the claimed design.
 FIG. 2 is a fragmentary bottom left isometric view of a window frame profile of FIG. 1; and,
 FIG. 3 is an end elevation view of the of the window frame profile of FIG. 1.
 The claimed design is broken on the end to indicate indeterminate length.

1 Claim, 3 Drawing Sheets

(56) **References Cited**

U.S. PATENT DOCUMENTS

D452,574	S	*	12/2001	Edger	D25/124
6,334,283	B1	*	1/2002	Edger	52/204.1



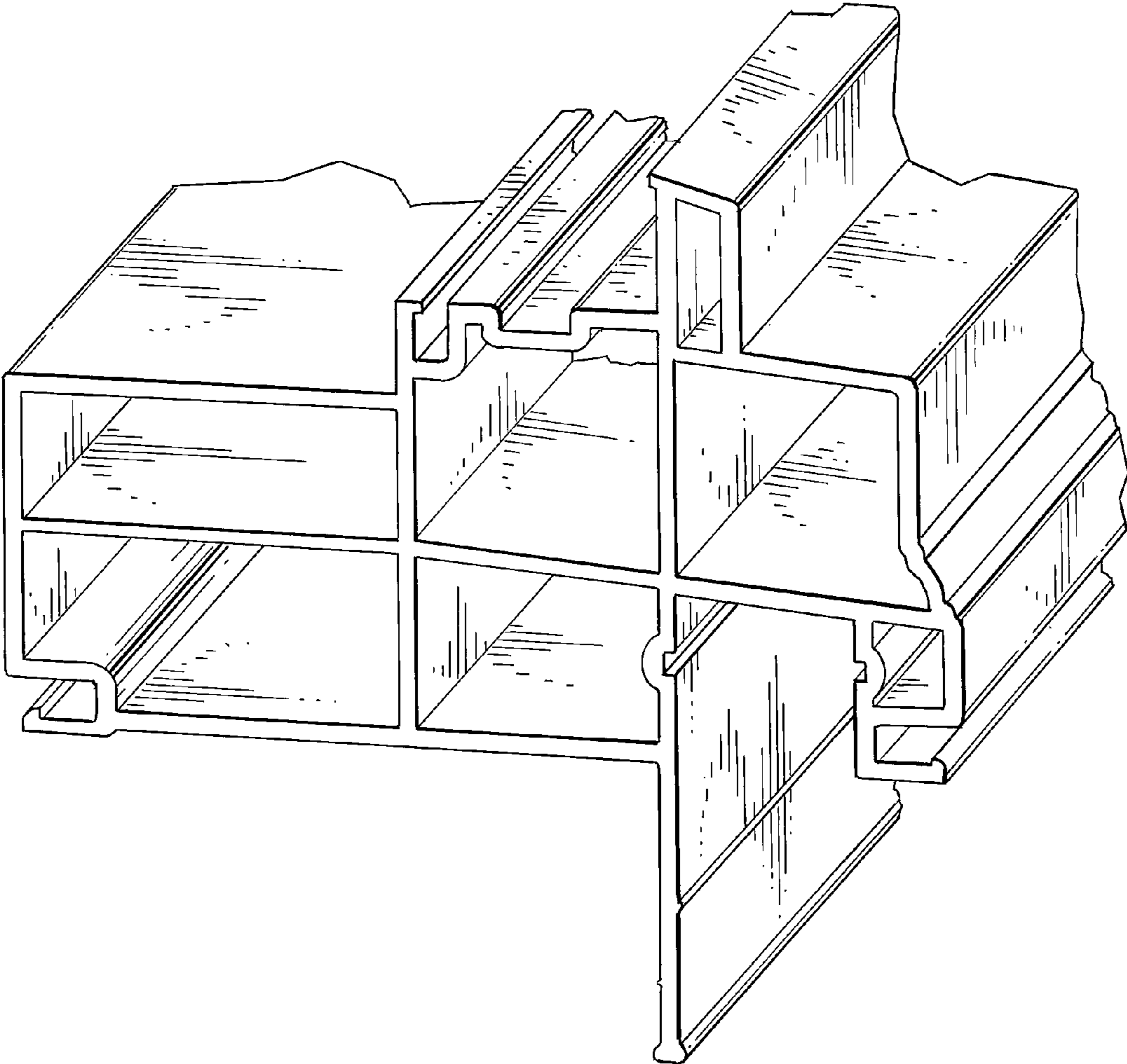


Fig. 1

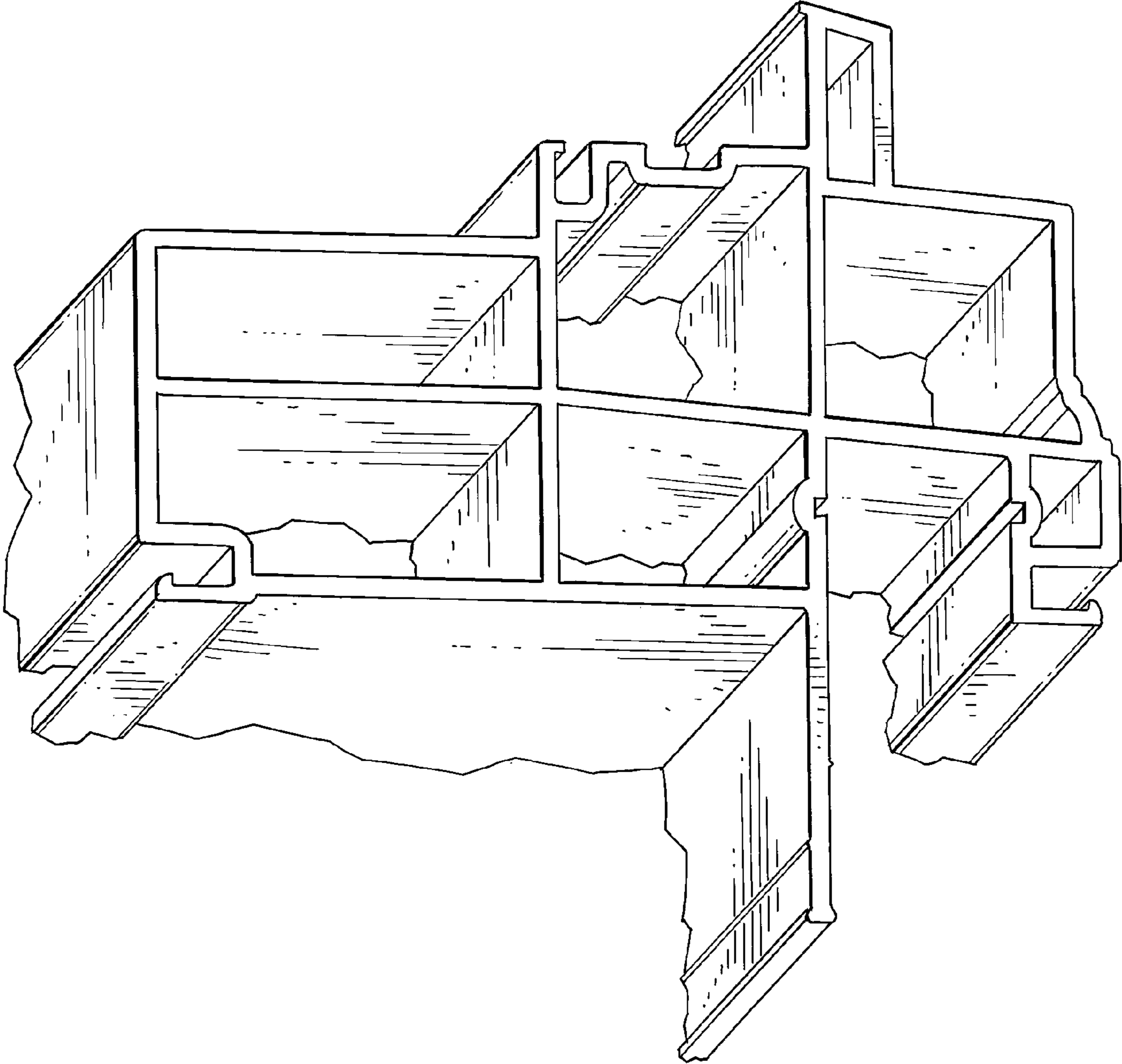


Fig. 2

