

US00D727533S

(12) **United States Design Patent**
Cochren

(10) **Patent No.:** **US D727,533 S**

(45) **Date of Patent:** **** Apr. 21, 2015**

(54) **WALL FOOTER**

(71) Applicant: **John Joseph Cochren**, Lynden (CA)

(72) Inventor: **John Joseph Cochren**, Lynden (CA)

(**) Term: **14 Years**

(21) Appl. No.: **29/456,441**

(22) Filed: **May 31, 2013**

(51) **LOC (10) Cl.** **25-01**

(52) **U.S. Cl.**
USPC **D25/113**

(58) **Field of Classification Search**
USPC D25/113-118, 164; D21/484-491,
D21/499-504; 405/16, 284, 286;
52/503-505, 574, 575, 596-612,
52/592.6; 404/27-42; D8/1

See application file for complete search history.

(56) **References Cited**

U.S. PATENT DOCUMENTS

D299,069 S *	12/1988	Risi et al.	D25/157
D302,983 S *	8/1989	Dehlen	D15/147
D336,140 S *	6/1993	Lavery	D25/113
D349,615 S *	8/1994	McLaughlin	D25/117
6,050,044 A *	4/2000	McIntosh	52/591.1
D581,553 S *	11/2008	Cooper	D25/163

D689,625 S *	9/2013	Antal	D25/113
D711,020 S *	8/2014	Cochren	D25/113
2010/0223876 A1 *	9/2010	Jones	52/588.1

* cited by examiner

Primary Examiner — Anhdao Doan

(57) **CLAIM**

The ornamental design for a wall footer, as shown and described.

DESCRIPTION

FIG. 1 is a top plan view of a wall footer of my design.
 FIG. 2 is a left end elevational view of the wall footer shown in FIG. 1.
 FIG. 3 is a right end elevational view of the wall footer shown in FIG. 1.
 FIG. 4 is a bottom plan view of the wall footer shown in FIG. 1.
 FIG. 5 is a left end elevational view of the wall footer shown in FIG. 4.
 FIG. 6 is a right end elevational view of the wall footer shown in FIG. 4.
 FIG. 7 is a bottom perspective view of the wall footer shown in FIG. 1; and,
 FIG. 8 is a top perspective view of the wall footer shown in FIG. 1.

The wall footer is broken away to indicate indeterminate length, and the disc projections are repeated uniformly throughout the length of the wall footer.

1 Claim, 2 Drawing Sheets

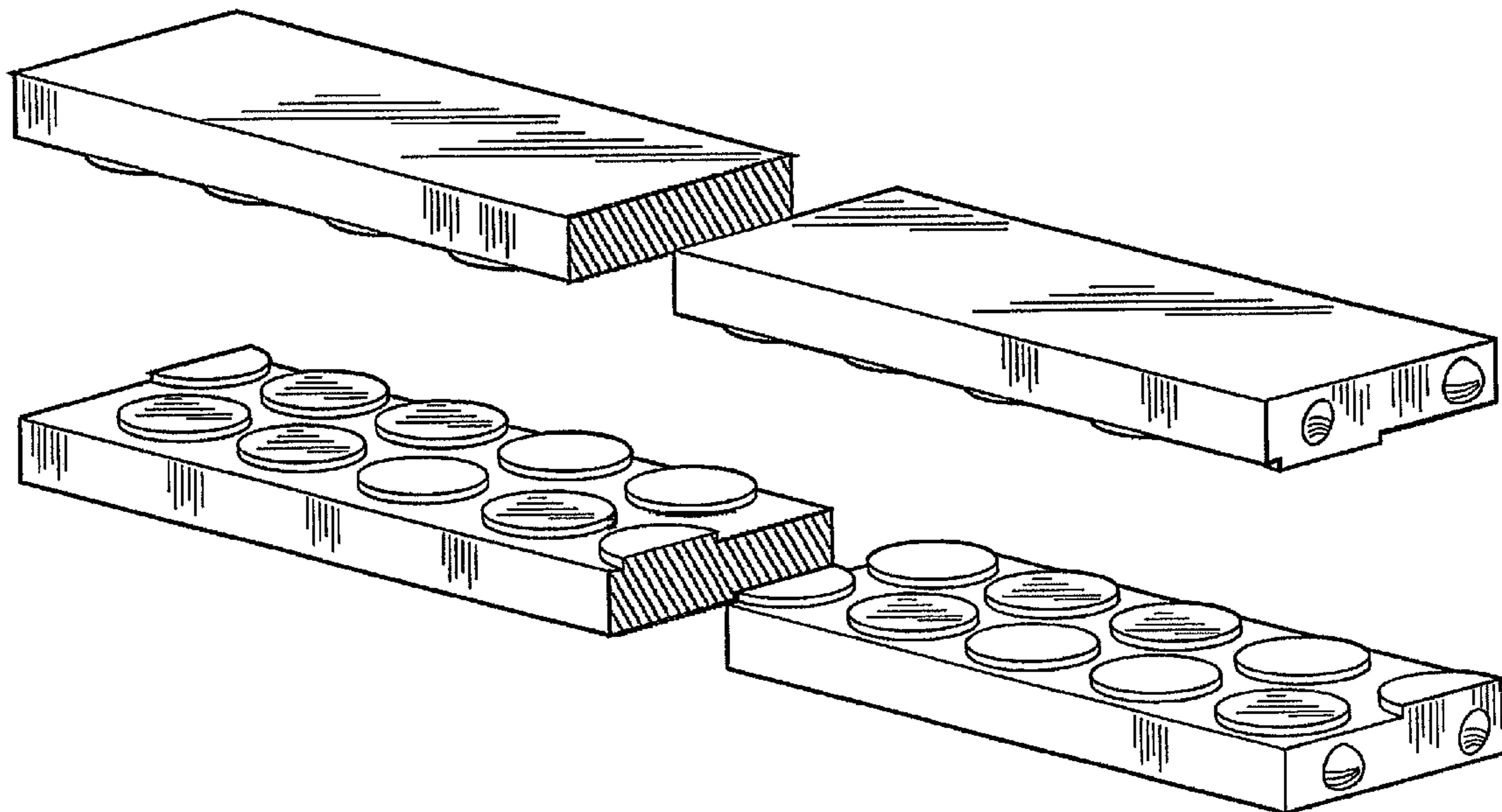


Fig. 3




Fig. 6

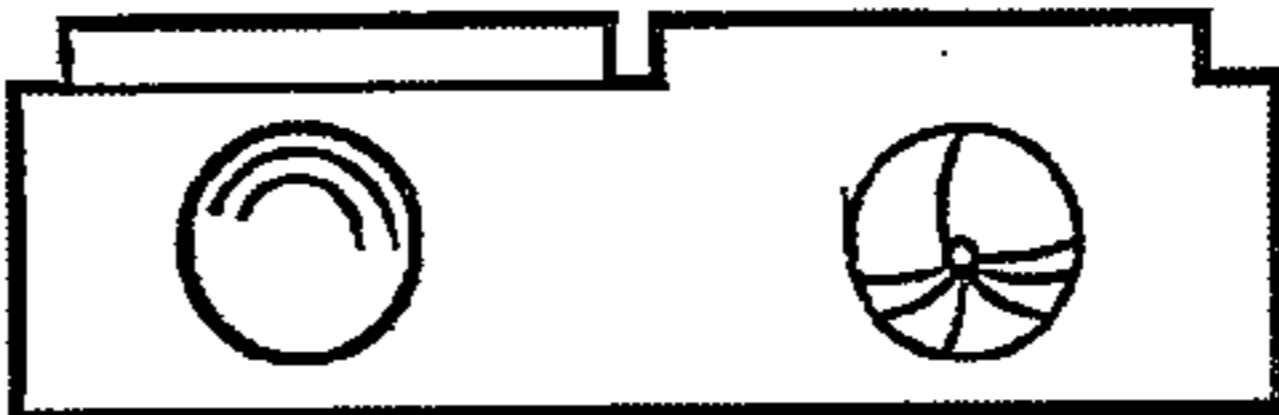


Fig. 1

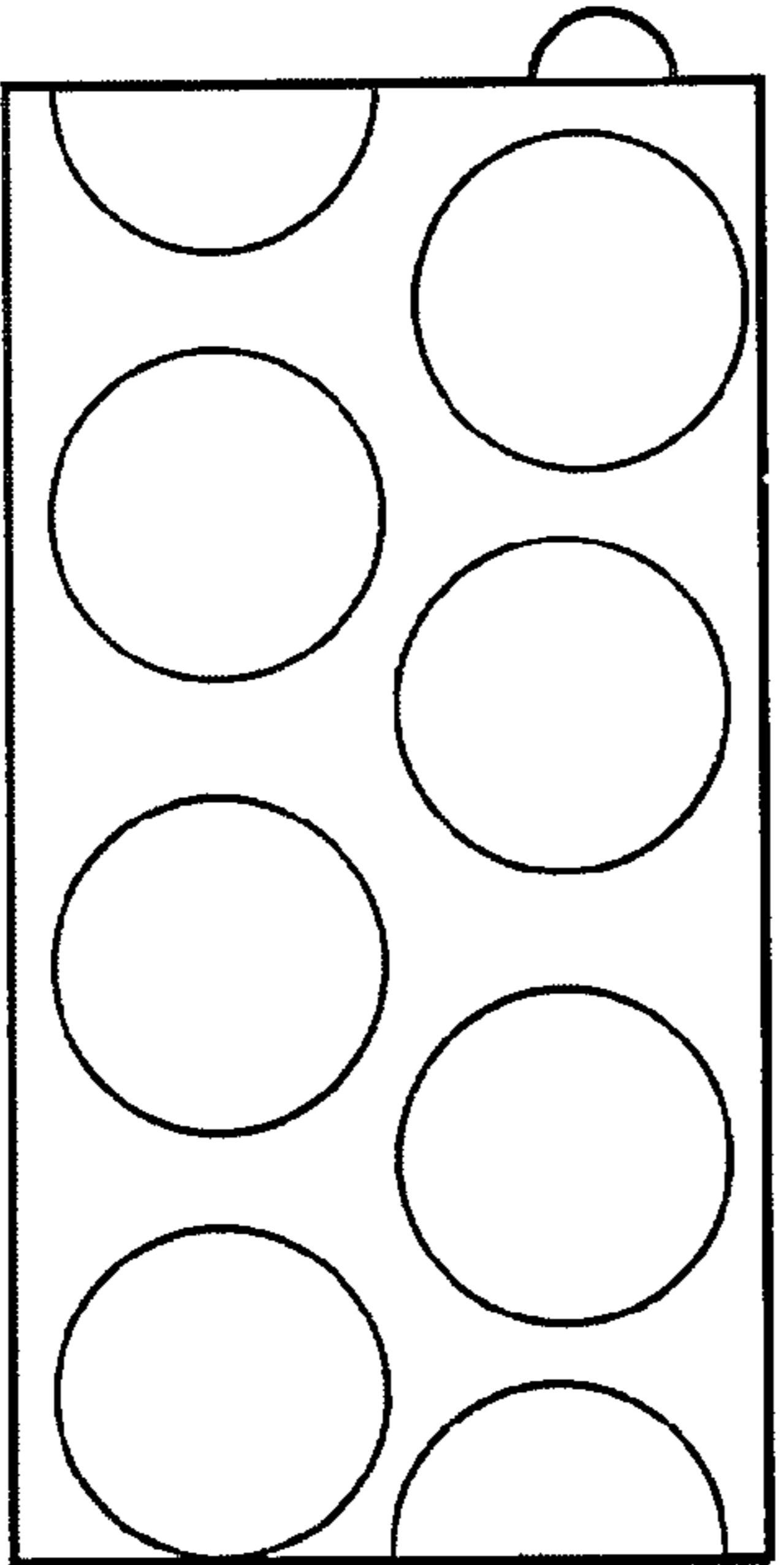


Fig. 4




Fig. 2

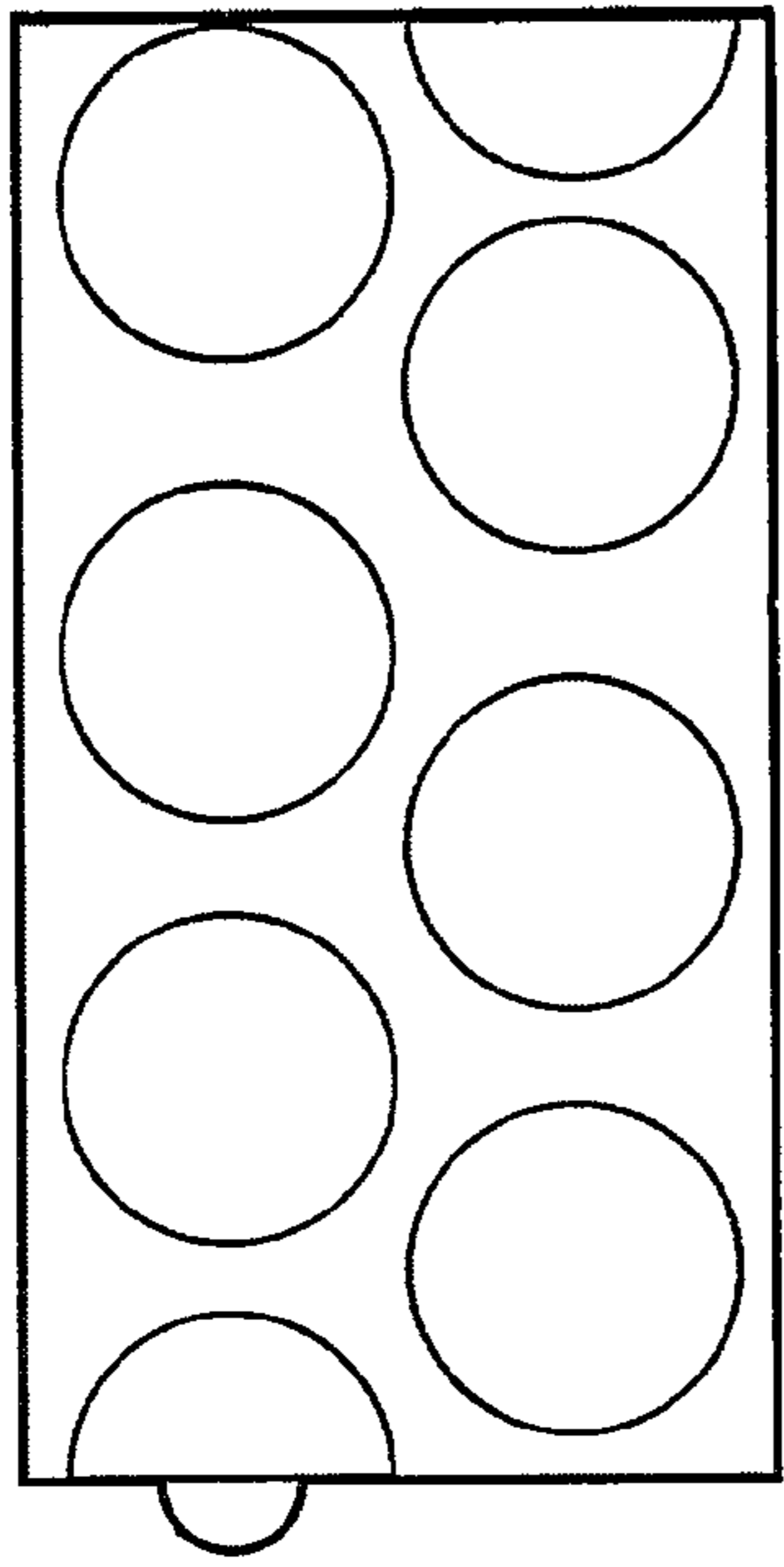


Fig. 5

