

US00D727525S

(12) **United States Design Patent**
Qian

(10) **Patent No.:** **US D727,525 S**

(45) **Date of Patent:** **** Apr. 21, 2015**

(54) **HANDHELD MASSAGER**

(56) **References Cited**

(71) Applicant: **Projoy Trading (ShangHai) Co., Ltd.**,
Shanghai (CN)

(72) Inventor: **Ling Qian**, Shanghai (CN)

(73) Assignee: **Projoy Trading (ShangHai) Co., Ltd.**,
Shanghai (CN)

(**) Term: **14 Years**

(21) Appl. No.: **29/461,572**

(22) Filed: **Jul. 24, 2013**

(30) **Foreign Application Priority Data**

Feb. 5, 2013 (CN) 2013 3 0036580

(51) **LOC (10) Cl.** **28-03**

(52) **U.S. Cl.**
USPC **D24/215**

(58) **Field of Classification Search**
USPC D24/200, 211-215; 601/19, 27-32, 46,
601/49, 52, DIG. 12, DIG. 14-DIG. 17;
D21/685

See application file for complete search history.

U.S. PATENT DOCUMENTS

D264,754 S *	6/1982	Vitrac	D24/211
5,690,603 A *	11/1997	Kain	600/38
D610,692 S *	2/2010	Heilman	D24/201
D652,942 S *	1/2012	Murison	D24/215
D681,221 S *	4/2013	Chen	D24/215
D681,224 S *	4/2013	Chen	D24/215
D688,383 S *	8/2013	Manabe	D24/215
D697,631 S *	1/2014	Marshall	D24/215
D700,347 S *	2/2014	Sedic	D24/215

* cited by examiner

Primary Examiner — Sandra Snapp

(57) **CLAIM**

The ornamental design for a handheld massager, as shown and described.

DESCRIPTION

FIG. 1 is a front view of a handheld massager showing my new design;
FIG. 2 is a rear view thereof;
FIG. 3 is a top plan view thereof;
FIG. 4 is a bottom plan view thereof;
FIG. 5 is a left side view thereof;
FIG. 6 is a right side view thereof; and,
FIG. 7 is a perspective view thereof.

1 Claim, 7 Drawing Sheets




FIG. 1




FIG. 2




FIG. 3

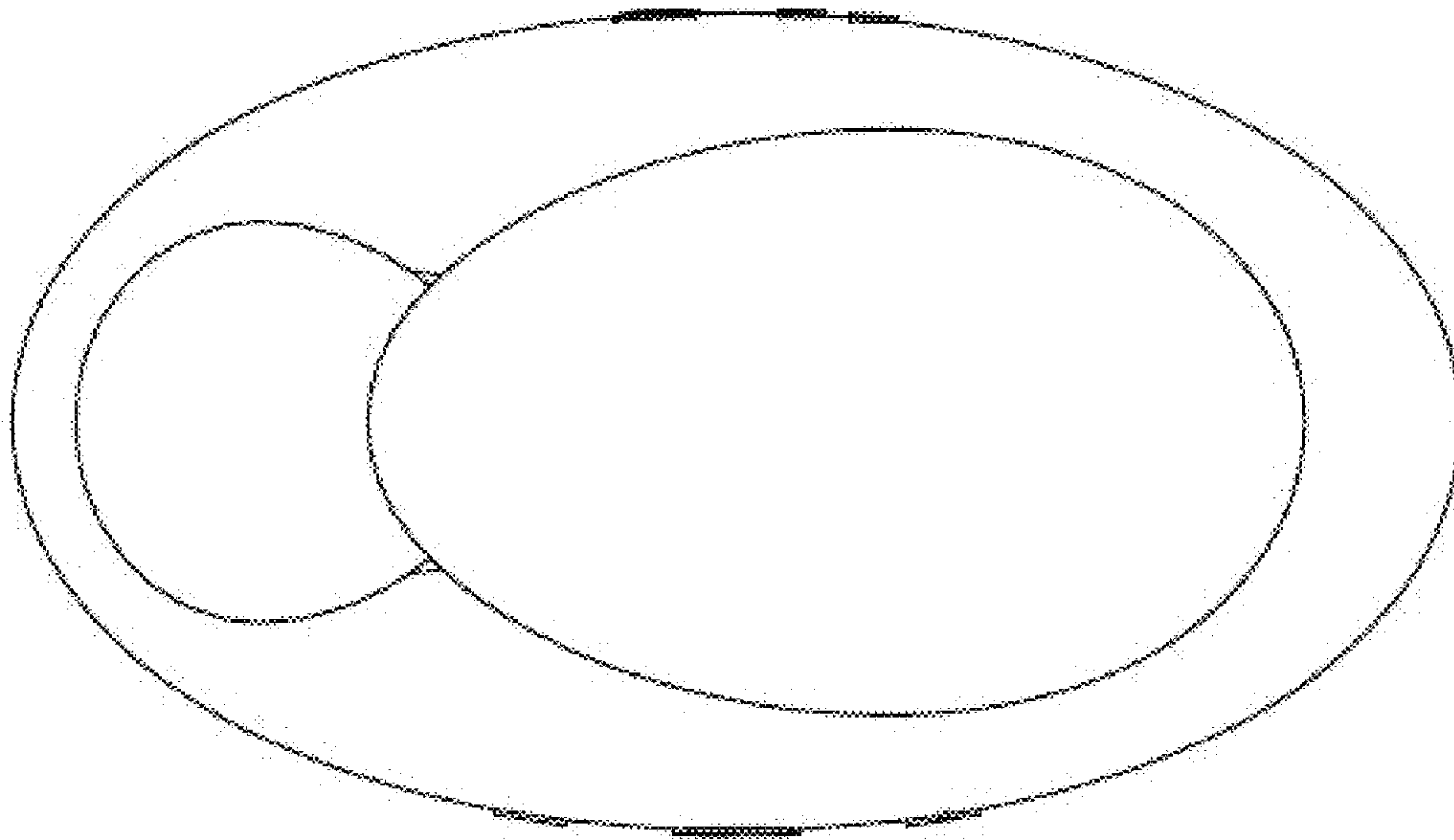


FIG. 4

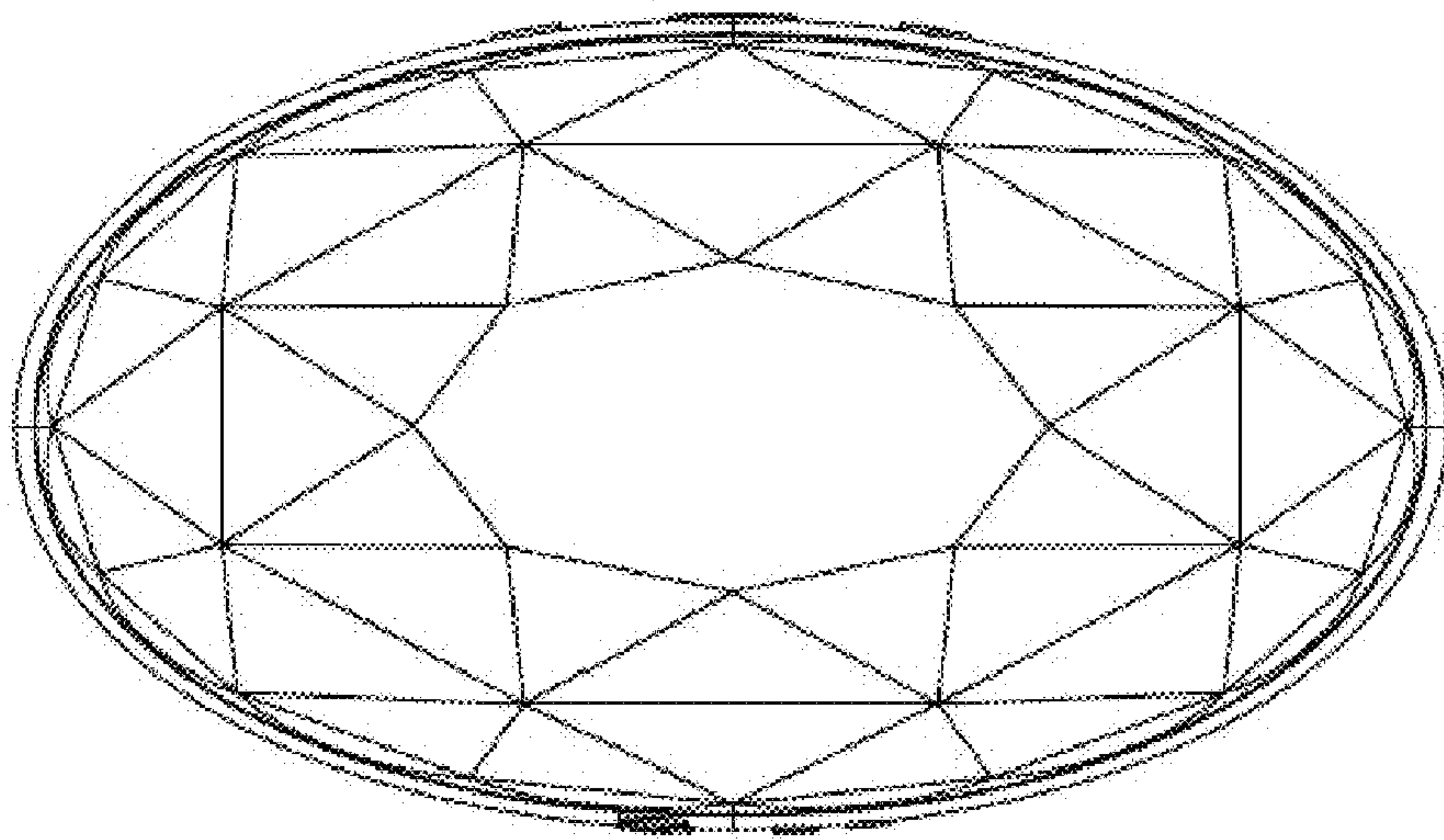


FIG. 5

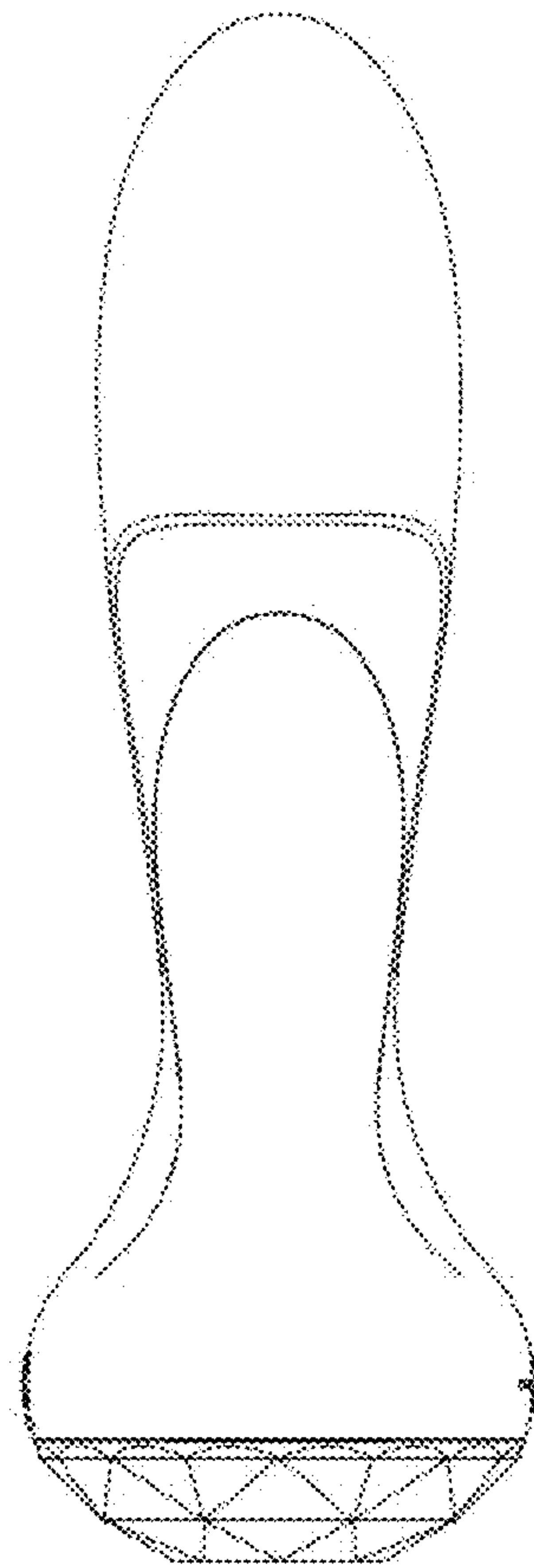


FIG. 6



FIG. 7

