



US00D727514S

(12) **United States Design Patent**  
**Matsushita**

(10) **Patent No.:** **US D727,514 S**  
(45) **Date of Patent:** **\*\* Apr. 21, 2015**

(54) **COSMETIC SKIN TREATMENT APPARATUS**

(71) Applicant: **Tsuyoshi Matsushita**, Nagoya (JP)

(72) Inventor: **Tsuyoshi Matsushita**, Nagoya (JP)

(73) Assignee: **MTG Co., Ltd.**, Nagoya (JP)

(\*\*) Term: **14 Years**

(21) Appl. No.: **29/452,191**

(22) Filed: **Apr. 12, 2013**

(30) **Foreign Application Priority Data**

Nov. 2, 2012 (JP) ..... 2012-026753

(51) **LOC (10) Cl.** ..... **24-01**

(52) **U.S. Cl.**  
USPC ..... **D24/200**

(58) **Field of Classification Search**  
CPC ..... A61H 33/12; A61H 33/06; A61H 33/063;  
A61H 2201/10; A61H 2201/00; A61H  
2201/005; A61M 11/041; A61M 2011/065;  
A61M 2209/084; A61N 5/0616; A61N 5/062;  
A61N 5/0613  
USPC ..... D24/133, 188, 200, 206–215; D10/57;  
606/9, 33; 607/88–94; D28/85;  
D8/107, 300, 307

See application file for complete search history.

(56) **References Cited**

**U.S. PATENT DOCUMENTS**

D338,472 S \* 8/1993 Patterson et al. .... D15/17  
D345,568 S \* 3/1994 Feinbloom et al. .... D16/136  
D382,959 S \* 8/1997 Arpe ..... D24/133  
D394,073 S \* 5/1998 Hennessy et al. .... D16/135  
D416,647 S \* 11/1999 Wonderley ..... D28/48  
D461,229 S \* 8/2002 Hanna ..... D23/249  
D461,362 S \* 8/2002 Coudurier ..... D7/395  
D464,119 S \* 10/2002 Blomstrom ..... D23/252  
D476,535 S \* 7/2003 Garon ..... D7/649  
D477,181 S \* 7/2003 Dodane ..... D7/395

D478,268 S \* 8/2003 Trazzi ..... D8/307  
D517,795 S \* 3/2006 Mival ..... D3/12  
D518,630 S \* 4/2006 Mival ..... D3/12  
D522,342 S \* 6/2006 Kwan ..... D8/107  
D530,051 S \* 10/2006 Treacy ..... D32/51  
D569,624 S \* 5/2008 Porter et al. .... D4/107  
D594,730 S \* 6/2009 Sedwick ..... D8/308  
D604,457 S \* 11/2009 Psimadas et al. .... D28/48  
D615,706 S \* 5/2010 Lukan ..... D28/47  
D617,216 S \* 6/2010 Guo ..... D10/57  
D617,950 S \* 6/2010 Christie et al. .... D28/47  
D620,925 S \* 8/2010 Geck et al. .... D14/218

(Continued)

*Primary Examiner* — Celia Murphy

*Assistant Examiner* — John Reickel

(74) *Attorney, Agent, or Firm* — Scott A. Felder; Wiley Rein LLP

(57) **CLAIM**

The ornamental design for a cosmetic skin treatment apparatus, as shown and described.

**DESCRIPTION**

FIG. 1 is a front, left side, and top perspective view of a cosmetic skin treatment apparatus according to the novel design.

FIG. 2 is a rear, right, and bottom perspective view of a cosmetic skin treatment apparatus according to the novel design.

FIG. 3 is a front view of a cosmetic skin treatment apparatus according to the novel design.

FIG. 4 is a right side view of a cosmetic skin treatment apparatus according to the novel design.

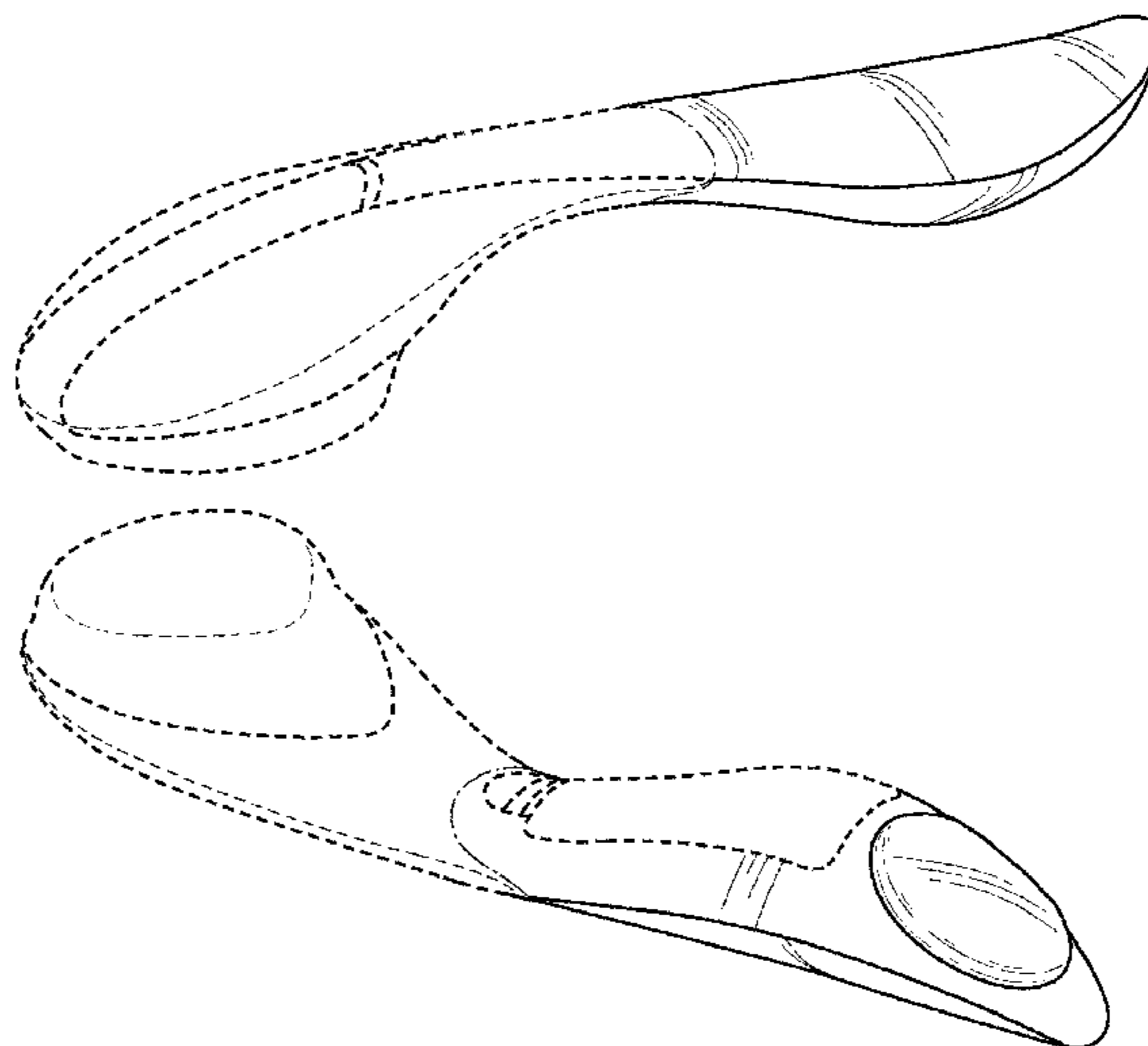
FIG. 5 is a left side view of a cosmetic skin treatment apparatus according to the novel design.

FIG. 6 is a top view of a cosmetic skin treatment apparatus according to the novel design; and,

FIG. 7 is a bottom view of a cosmetic skin treatment apparatus according to the novel design.

The broken lines are included for the purpose of illustrating portions of the article and form no part of the claimed design.

**1 Claim, 6 Drawing Sheets**



(56)

**References Cited**

U.S. PATENT DOCUMENTS

D622,357 S *	8/2010	Krumpe .....	D23/252	D661,782 S *	6/2012	Slothower et al. ....	D23/252
D637,309 S *	5/2011	Park .....	D24/215	D671,226 S *	11/2012	Aulwes et al. ....	D24/215
D637,921 S *	5/2011	Houlihan et al. ....	D10/57	D676,937 S *	2/2013	Romero et al. ....	D23/252
D647,613 S *	10/2011	Paget et al. ....	D24/133	D705,597 S *	5/2014	Howie .....	D7/395
D651,321 S *	12/2011	Marchese et al. ....	D24/209	D706,002 S *	5/2014	Aulwes et al. ....	D30/158
D652,513 S *	1/2012	Sherwood et al. ....	D24/133	D706,440 S *	6/2014	Hahr et al. ....	D24/215
D656,620 S *	3/2012	Altshuler et al. ....	D24/209	D706,441 S *	6/2014	Hahr et al. ....	D24/215
				2006/0030908 A1 *	2/2006	Powell et al. ....	607/88
				2008/0103560 A1 *	5/2008	Powell et al. ....	607/88
				2011/0184499 A1 *	7/2011	Radi .....	607/88

\* cited by examiner

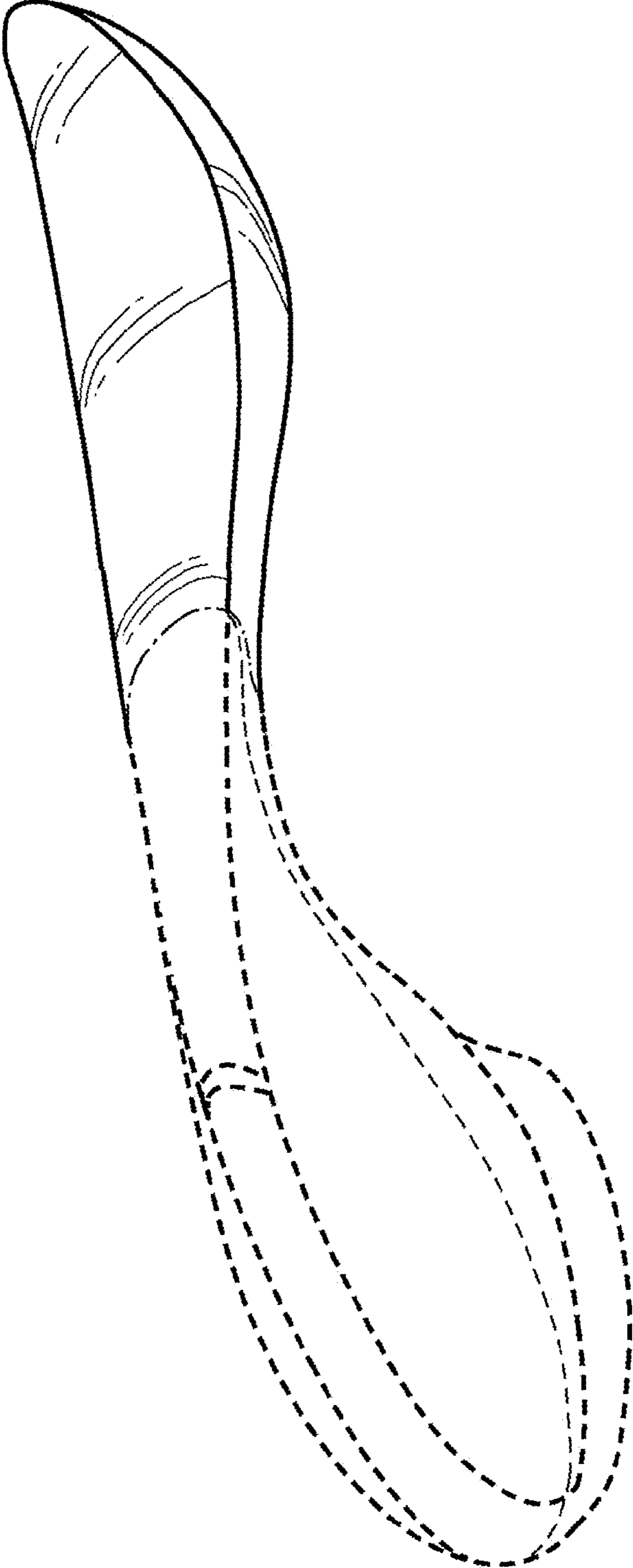


FIG. 1

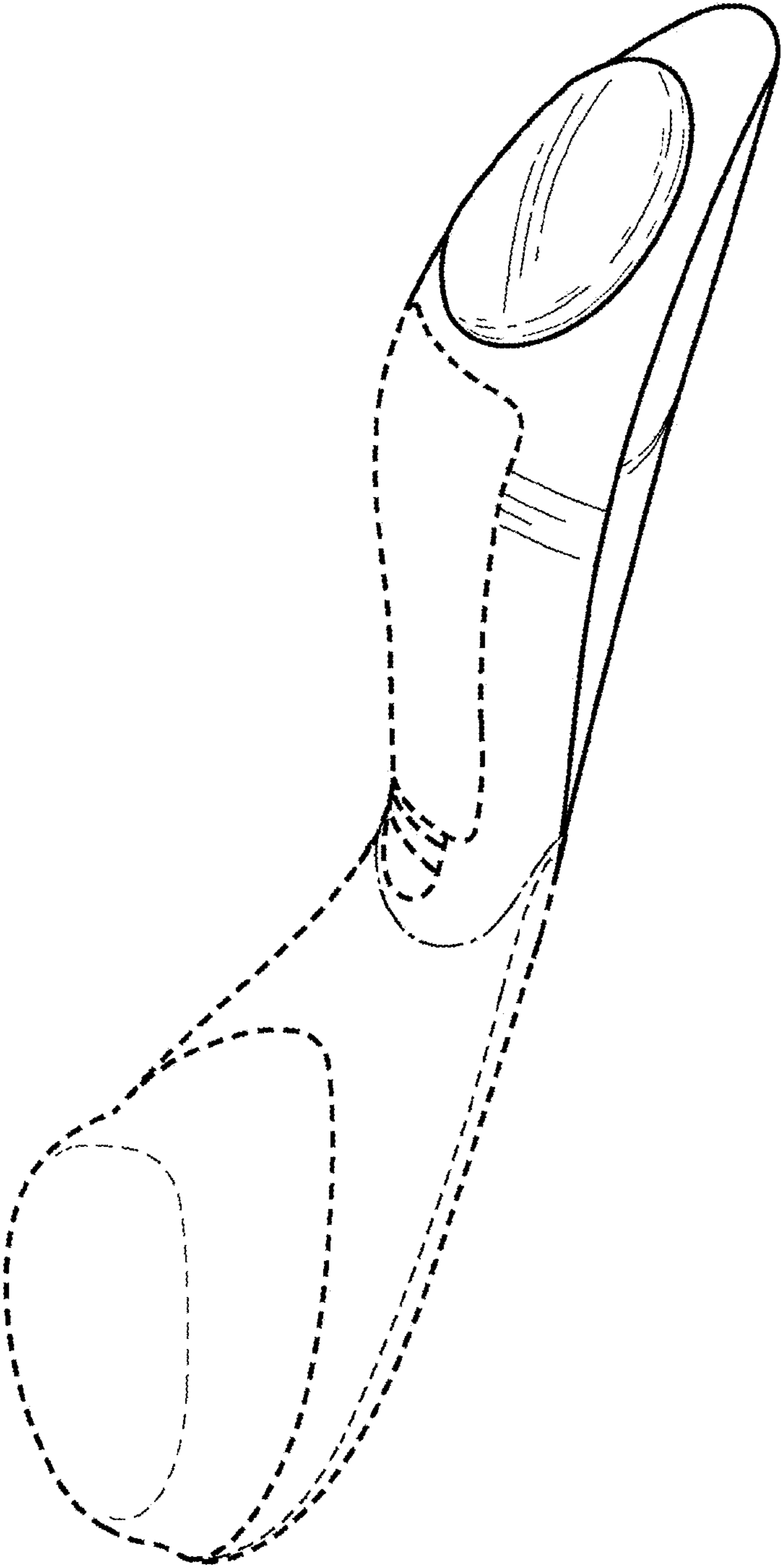


FIG. 2

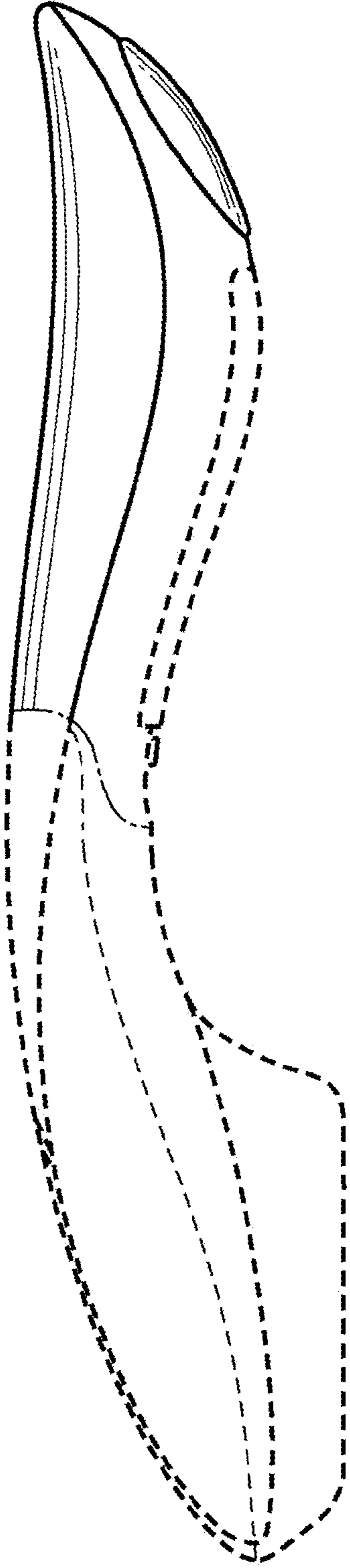


FIG. 3

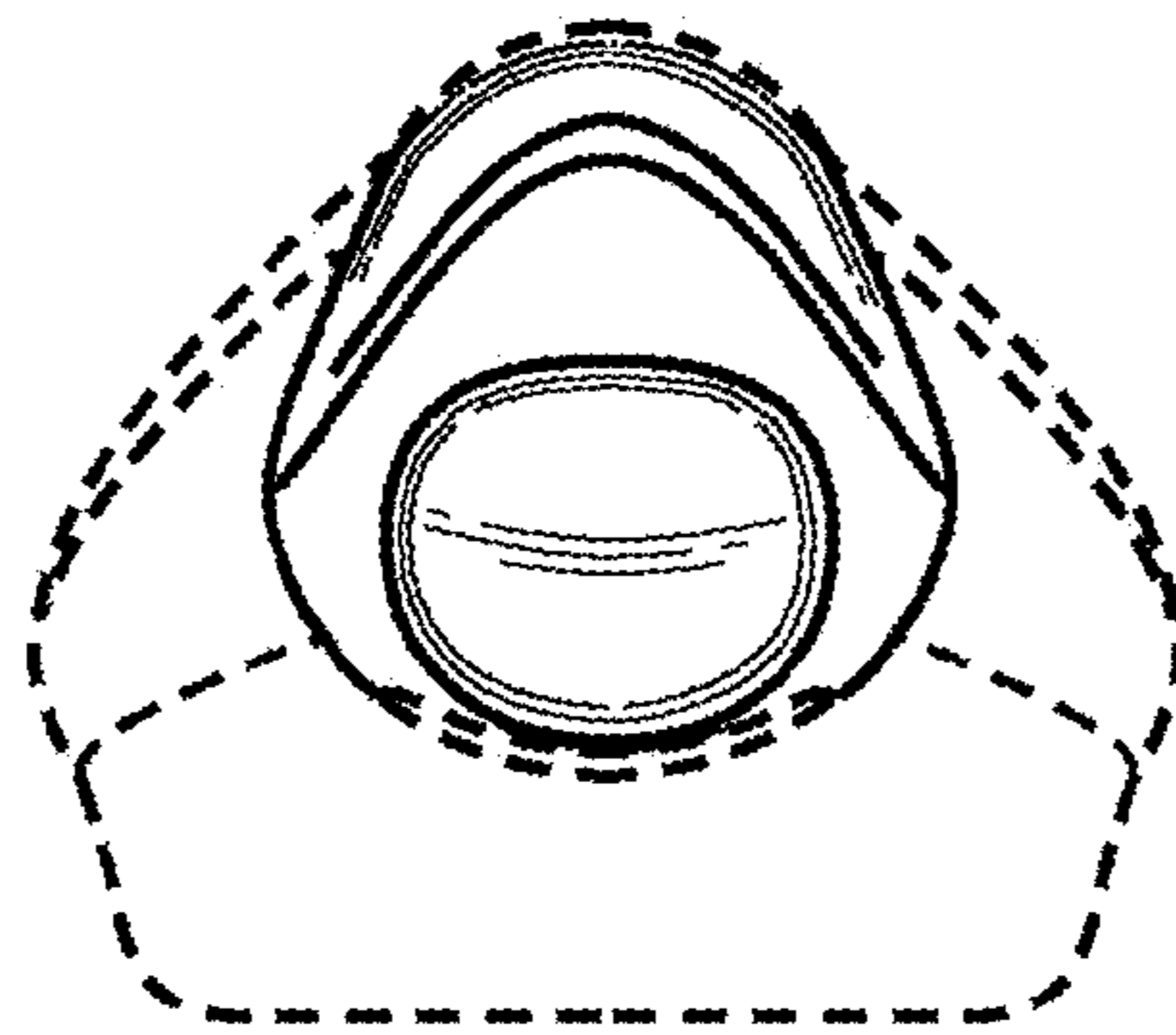


FIG. 4

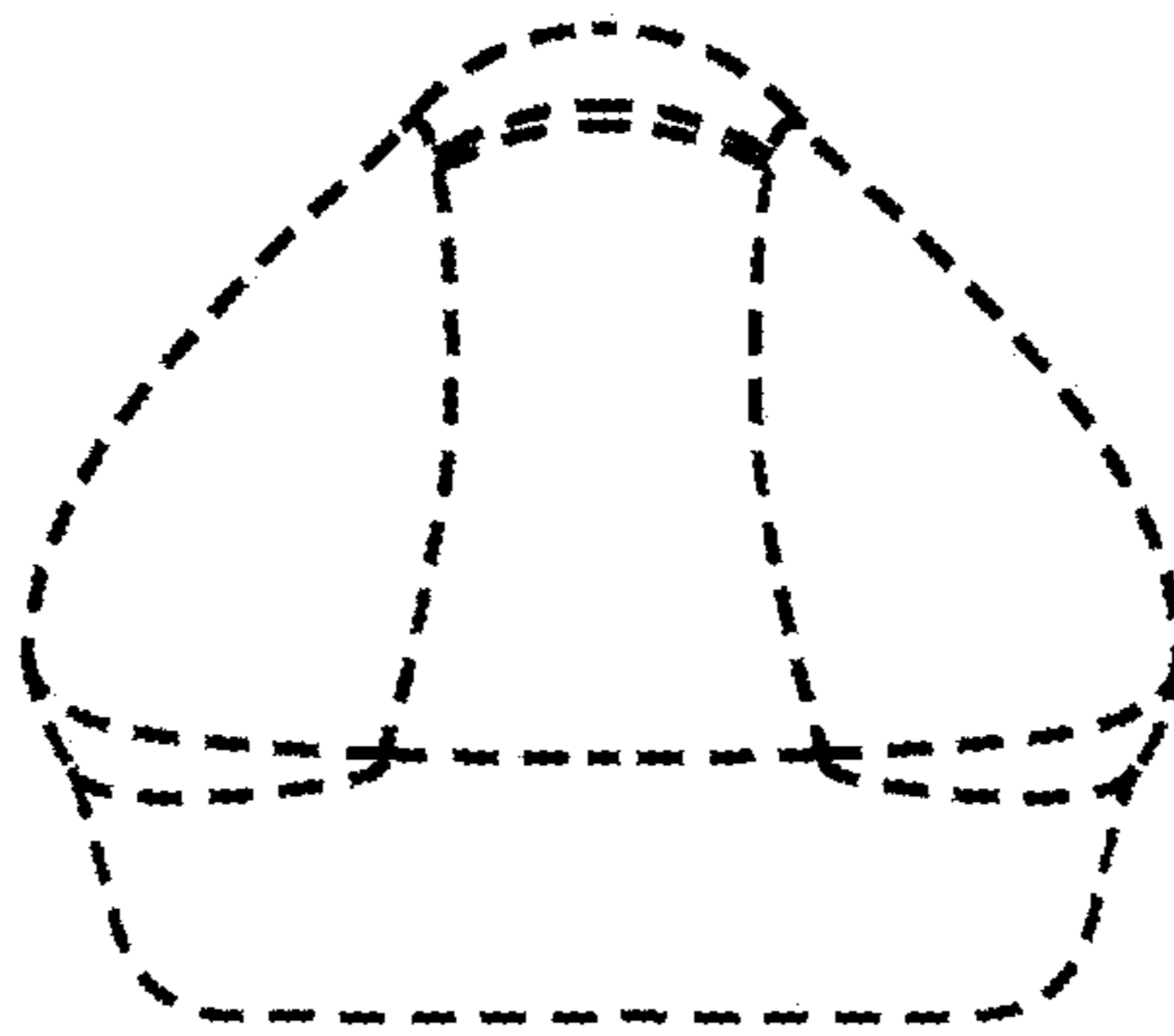


FIG. 5

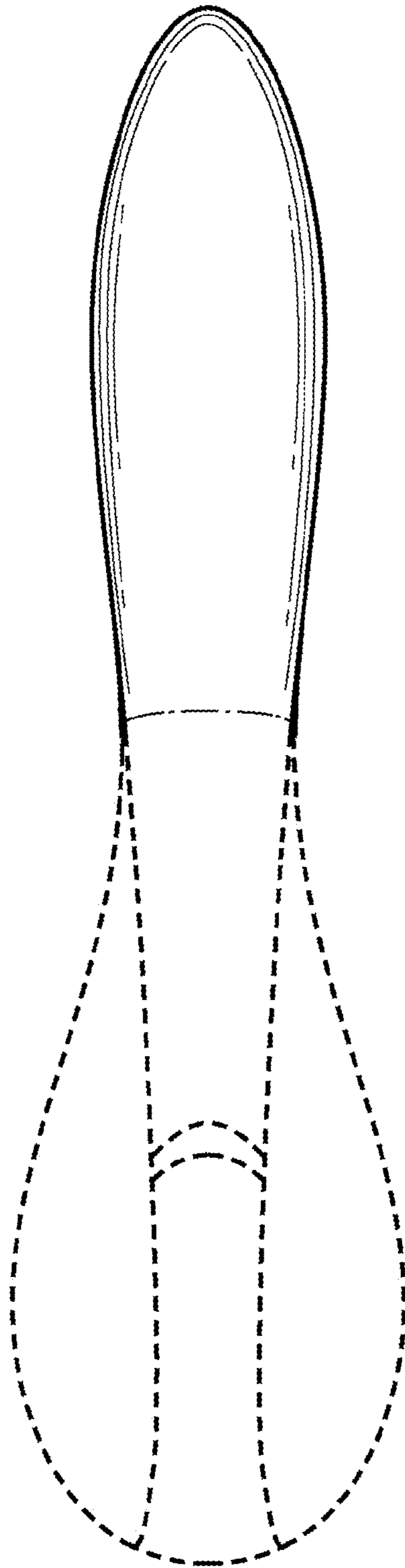


FIG. 6



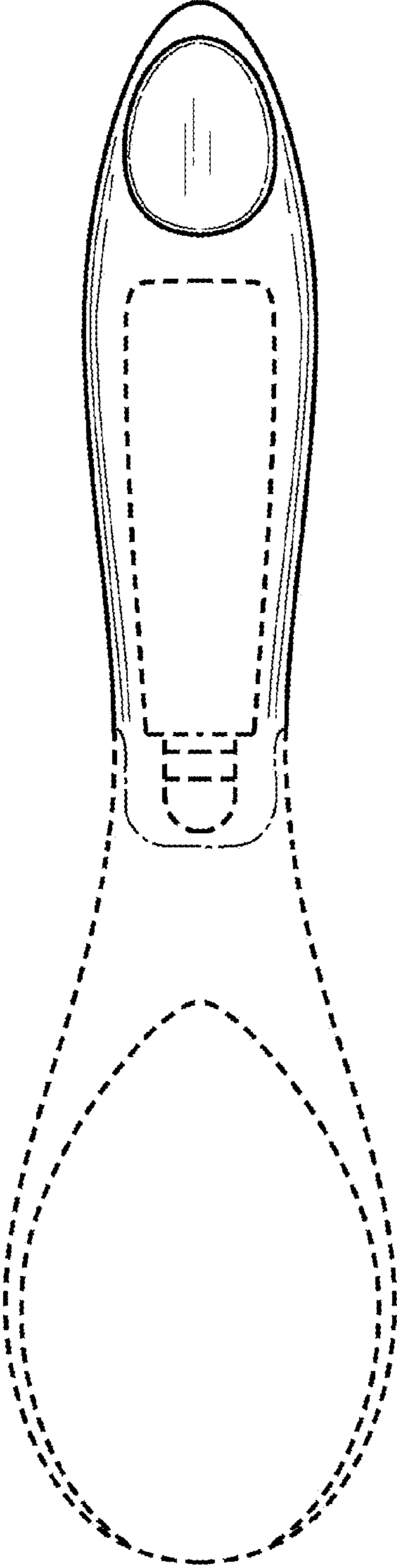


FIG. 7