



US00D727490S

(12) **United States Design Patent**
Hatz

(10) **Patent No.:** **US D727,490 S**

(45) **Date of Patent:** **** Apr. 21, 2015**

(54) **FAN BLADE**

(71) Applicant: **Wellington Drive Technologies Limited, Auckland (NZ)**

(72) Inventor: **Andreas Hartmut Hatz, Helensville (NZ)**

(73) Assignee: **Wellington Drive Technologies Limited, Auckland (NZ)**

(**) Term: **14 Years**

(21) Appl. No.: **29/464,810**

(22) Filed: **Aug. 21, 2013**

(30) **Foreign Application Priority Data**

Feb. 25, 2013 (NZ) 417328

(51) **LOC (10) Cl.** **23-04**

(52) **U.S. Cl.**
USPC **D23/413**

(58) **Field of Classification Search**
USPC D23/336, 342, 370-379, 411, 499;
D6/309; 415/68, 90, 110, 119, 126,
415/148, 182.1, 183, 200, 207, 208.1,
415/208.2, 214.1, 220, 230; 416/100, 132 R,
416/144, 179, 204 R, 214 R, 223 R, 236 A,
416/243, 244 R, 246, 247 R; 417/84, 177,
417/198, 313, 423.1, 423.14, 234;
D21/430, 436, 442, 447, 450, 453, 458
See application file for complete search history.

(56) **References Cited**

U.S. PATENT DOCUMENTS

2,022,417 A * 11/1935 Gilbert et al. 416/95
2,023,111 A * 12/1935 Alsing 416/144
2,100,439 A * 11/1937 Friedman 417/363
2,132,133 A * 10/1938 Smith 416/132 R
2,140,017 A * 12/1938 Koch 416/144

2,222,118 A * 11/1940 Newnham 416/214 R
D331,785 S * 12/1992 Mast D21/458
5,193,983 A * 3/1993 Shyu 416/236 A
6,126,395 A * 10/2000 Shingai 415/200
D437,894 S * 2/2001 Johann D21/458
D508,560 S * 8/2005 Chiu et al. D23/379
D517,674 S * 3/2006 Oosawa et al. D23/370
D555,782 S * 11/2007 Parker et al. D23/411
D559,968 S * 1/2008 Lee et al. D23/379
D570,996 S * 6/2008 Harman et al. D23/413
D585,130 S * 1/2009 Harman et al. D23/413
D585,976 S * 2/2009 Chen et al. D23/413
8,128,372 B2 * 3/2012 Best 416/219 R
D688,783 S * 8/2013 DeFilippis D23/379
8,651,830 B2 * 2/2014 Shen 417/354
2005/0287005 A1 * 12/2005 Gruber et al. 416/244 R
2008/0253897 A1 * 10/2008 Yamamoto et al. 416/223 R
2009/0175729 A1 * 7/2009 Sun 416/220 R
2010/0028154 A1 * 2/2010 Kim et al. 416/204 R
2010/0092286 A1 * 4/2010 Yamamoto et al. 415/220
2010/0215505 A1 * 8/2010 Takeshita 416/223 R
2011/0094460 A1 * 4/2011 Hoskins 123/41.49

(Continued)

Primary Examiner — Susan Bennett Hattan

Assistant Examiner — Marie Fast Horse

(74) *Attorney, Agent, or Firm* — Young & Thompson

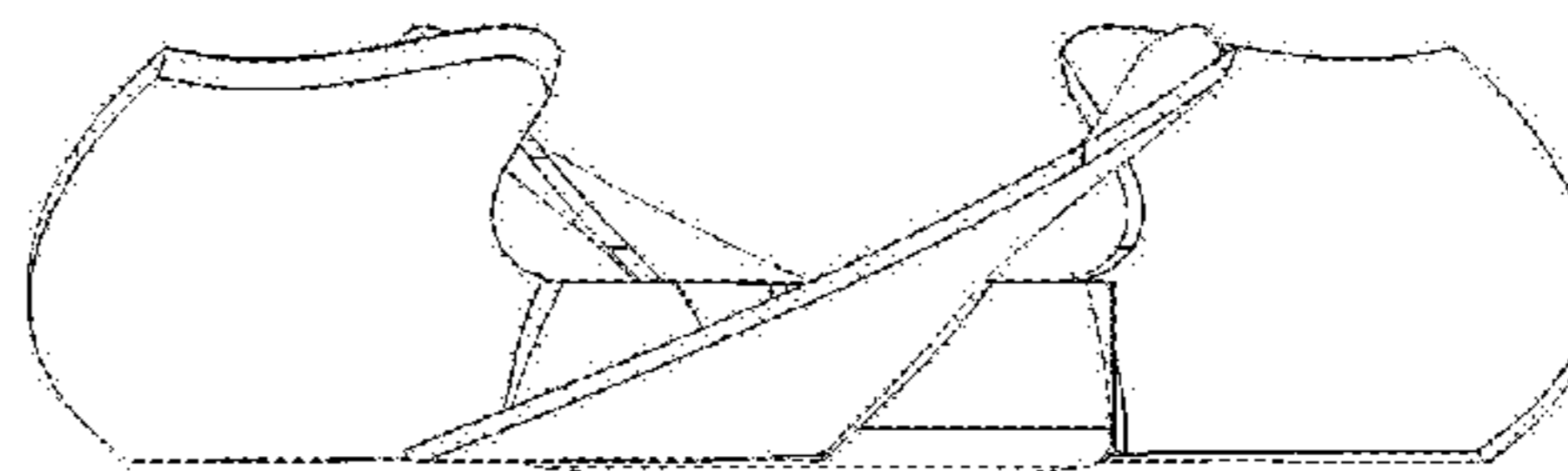
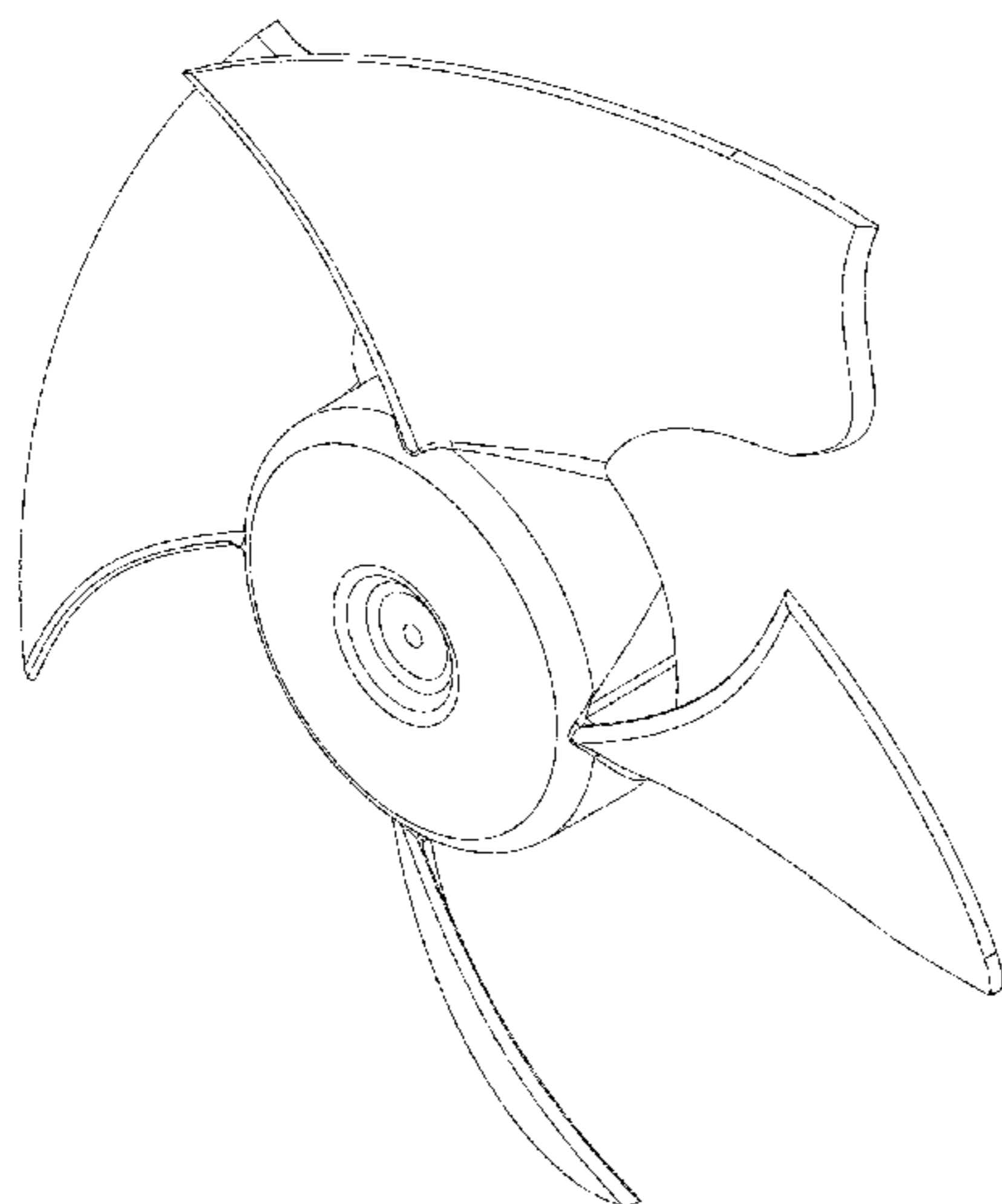
(57) **CLAIM**

The ornamental design for a fan blade, as shown and described.

DESCRIPTION

FIG. 1 is a front, top perspective view of a fan housing showing the new design;
FIG. 2 is a front elevation view thereof;
FIG. 3 is a rear elevation view thereof;
FIG. 4 is a right side elevation view thereof;
FIG. 5 is a left side elevation view thereof;
FIG. 6 is a top plan view thereof; and,
FIG. 7 is a bottom plan view thereof.
The broken lines in FIG. 3 depict portions of the fan blade that form no part of the claimed design.

1 Claim, 6 Drawing Sheets



(56)

References Cited

U.S. PATENT DOCUMENTS

2011/0240268	A1 *	10/2011	Moore	165/121				
2012/0026688	A1 *	2/2012	Takemoto et al.	361/695				
2012/0167613	A1 *	7/2012	Park et al.	62/426				
2012/0201705	A1 *	8/2012	Spaggiari et al.	417/423.14				
2013/0101420	A1 *	4/2013	Nakashima et al.	416/204 R				
2014/0003933	A1 *	1/2014	Inada et al.	415/220				
2014/0072435	A1 *	3/2014	Choi et al.	416/204 R				

* cited by examiner

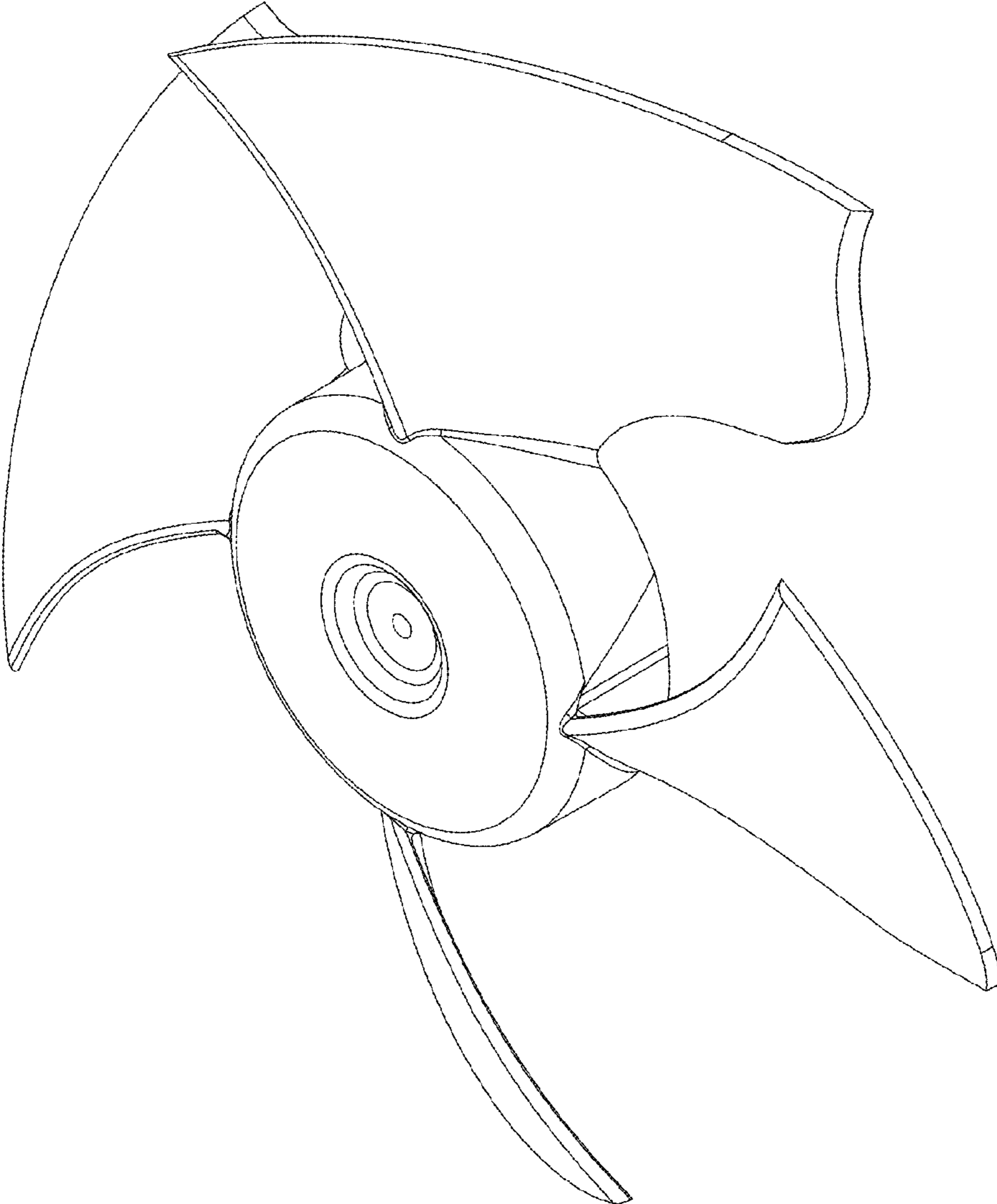


FIG.1

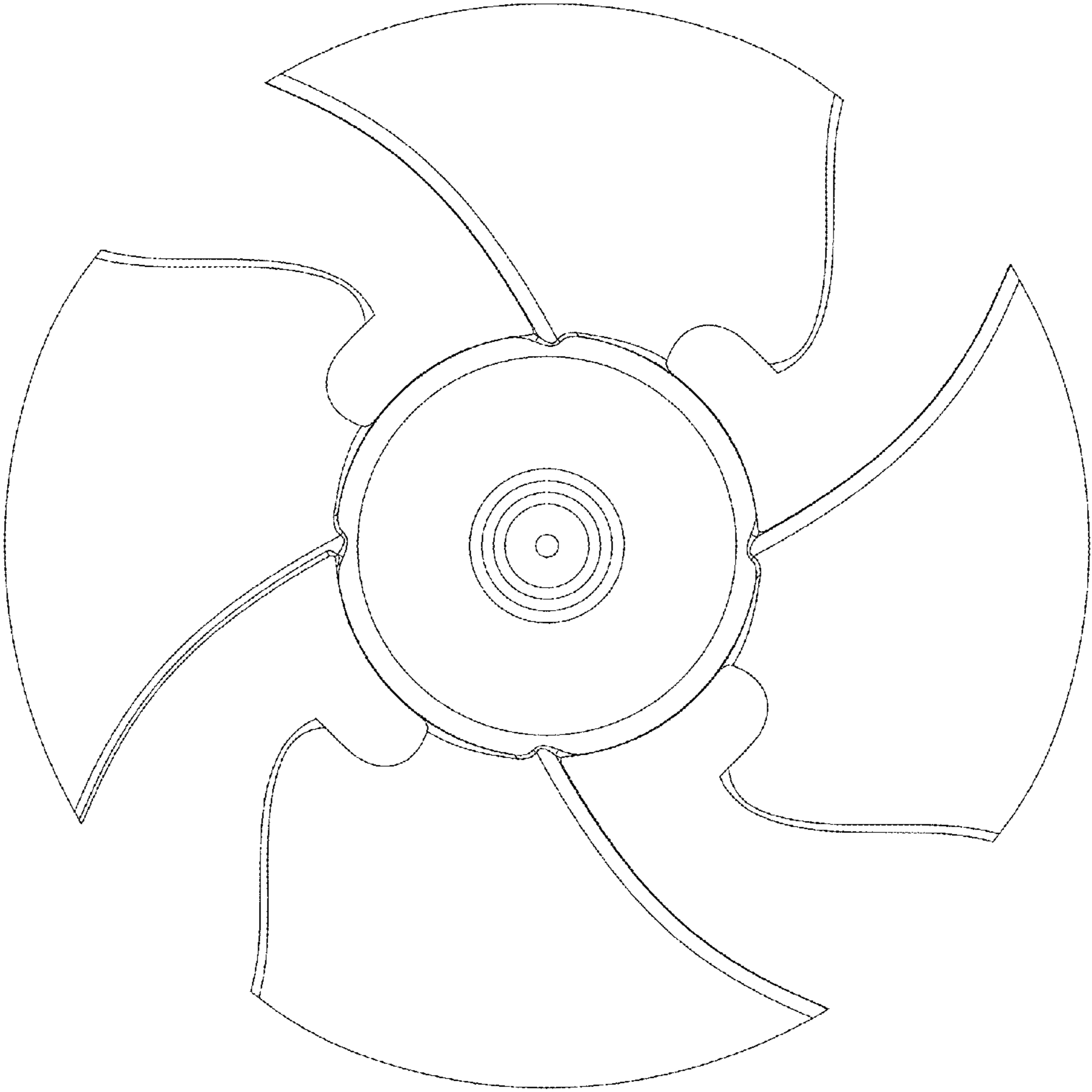


FIG.2




FIG.3

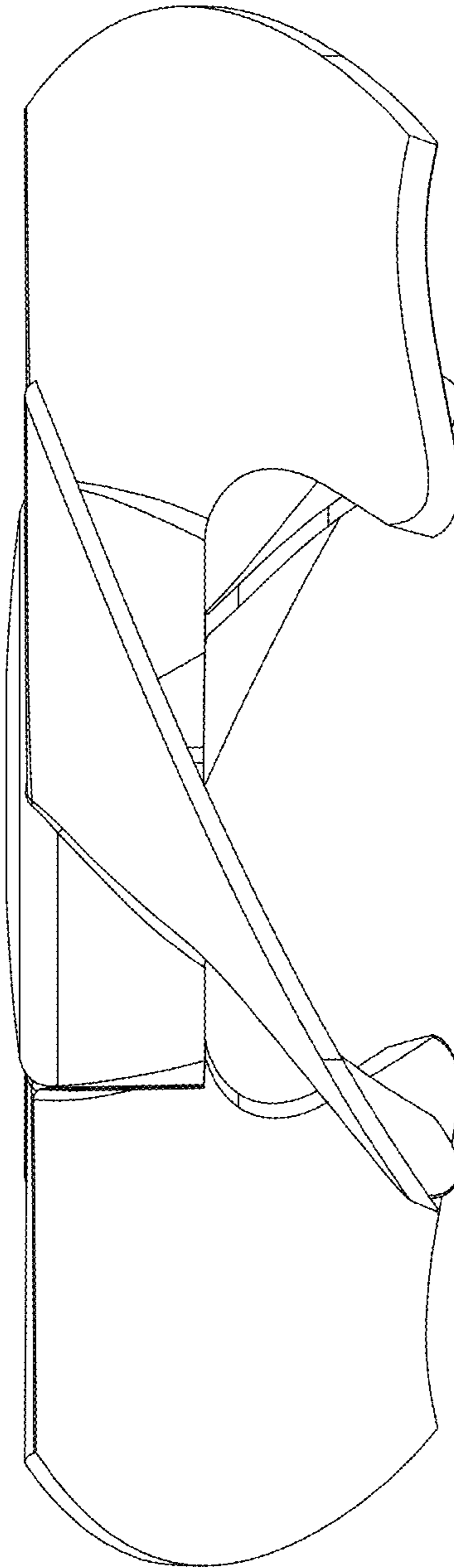


FIG.4

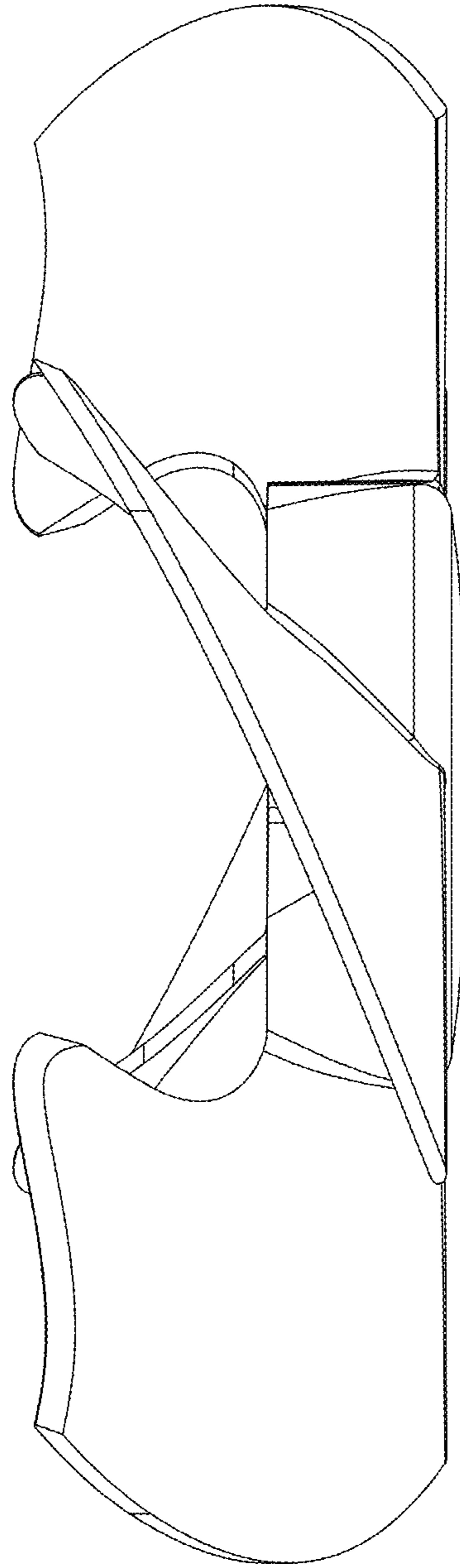


FIG.5

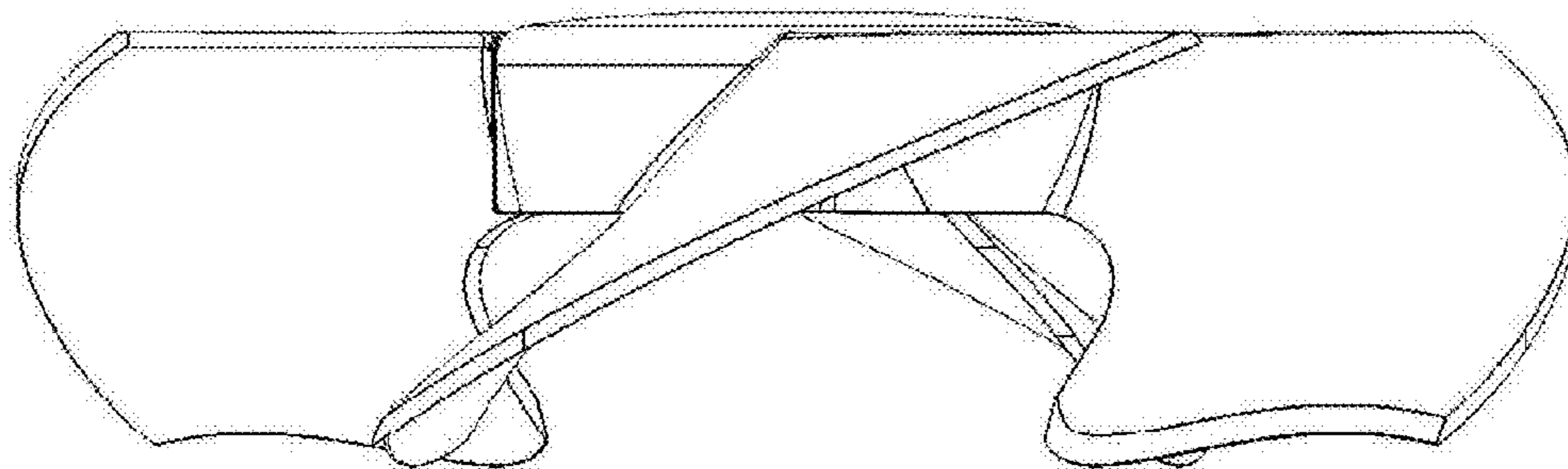


FIG. 7

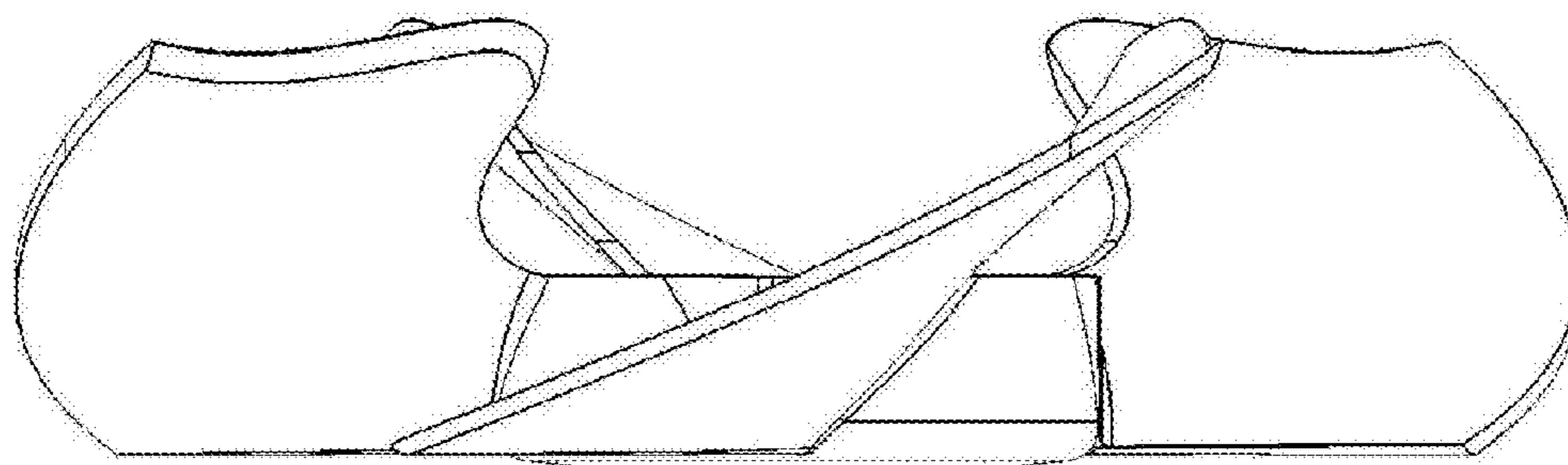


FIG. 6