

US00D727486S

(12) **United States Design Patent**
Sebert et al.

(10) **Patent No.:** **US D727,486 S**
(45) **Date of Patent:** **** Apr. 21, 2015**

(54) **FILTER SPACER**

(76) Inventors: **Lynn Marie Sebert**, Newman Lake, WA (US); **Timothy Sebert**, Nordman, ID (US); **Patrick Shawn Mitchem**, Spokane Valley, WA (US); **Jason R. Williams**, Spokane Valley, WA (US)

D708,311 S * 7/2014 Platt D23/365
D708,729 S * 7/2014 Platt D23/365
2007/0289274 A1* 12/2007 Justice et al. 55/511

* cited by examiner

Primary Examiner — Sandra Snapp
(74) *Attorney, Agent, or Firm* — William A. Jeckle

(**) Term: **14 Years**

(21) Appl. No.: **29/428,127**

(22) Filed: **Jul. 26, 2012**

(51) **LOC (10) Cl.** **23-04**

(52) **U.S. Cl.**
USPC **D23/365**

(58) **Field of Classification Search**
USPC D23/355, 359, 360, 364, 365, 386, 392,
D23/393, 401; D6/663, 667, 675; D5/1-3
See application file for complete search history.

(56) **References Cited**

U.S. PATENT DOCUMENTS

D283,352 S * 4/1986 Bancroft D25/119
D306,079 S * 2/1990 Whitney D25/119
D318,343 S * 7/1991 Miller et al. D26/140
D318,742 S * 7/1991 Miller D26/140
8,075,658 B2* 12/2011 Volkmer et al. 55/497
D652,498 S * 1/2012 Rafi D23/365
D652,569 S * 1/2012 Trzesniowski D26/138
8,562,708 B2* 10/2013 Platt 55/497

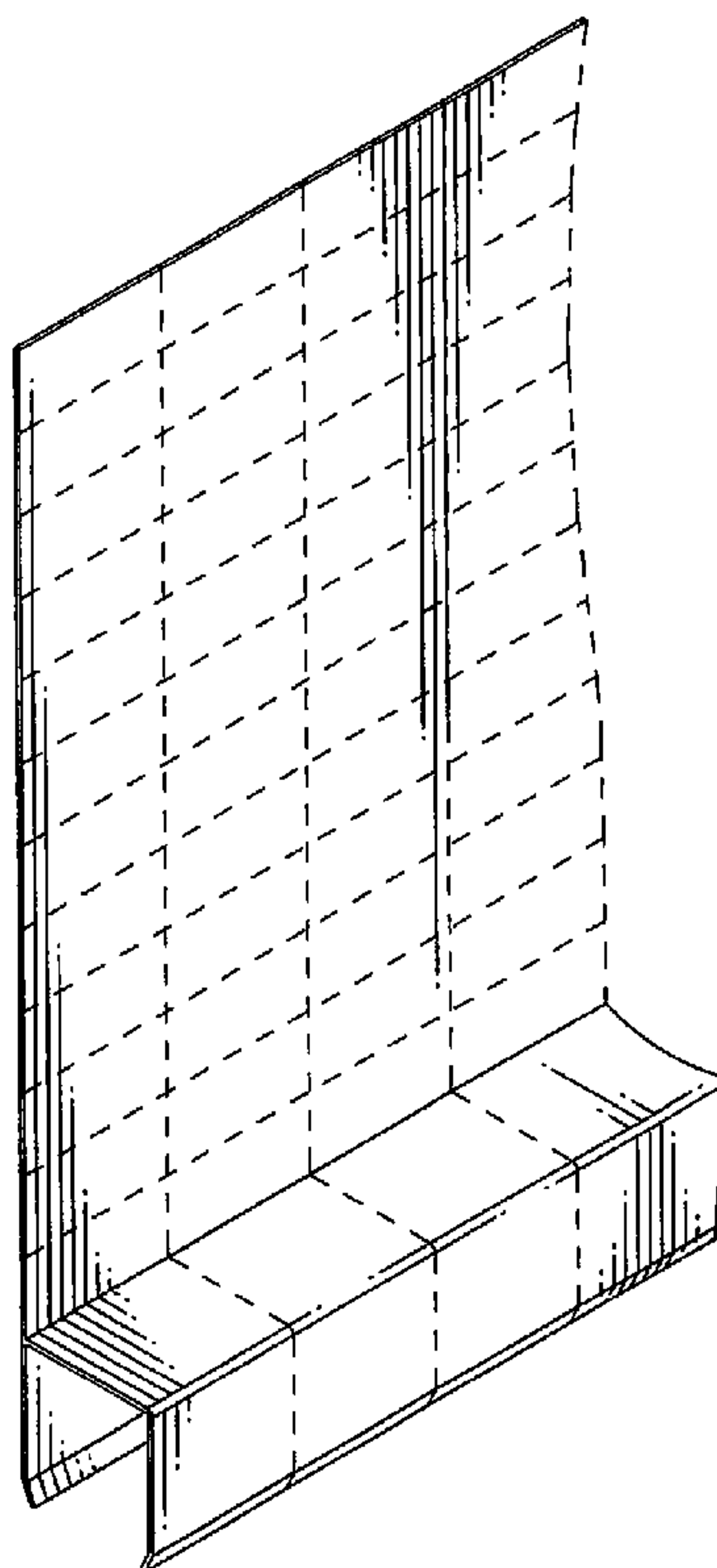
(57) **CLAIM**

We claim the ornamental design for filter spacer, as shown and described.

DESCRIPTION

FIG. 1 is a partial cutaway isometric front, top and edge view of the filter spacer showing our design.
FIG. 2 is a partial cutaway orthographic front view of our filter spacer showing our design.
FIG. 3 is a partial cutaway orthographic back view of our filter spacer showing our design.
FIG. 4 is an orthographic first end view of our filter spacer showing our design.
FIG. 5 is an orthographic top, downward looking view of our filter spacer showing our design; and,
FIG. 6 is an orthographic bottom, upward looking view of our filter spacer showing our design.
The broken lines shown in the drawings are for illustrative purposes and represent boundaries and form no part of the claimed design.

1 Claim, 2 Drawing Sheets



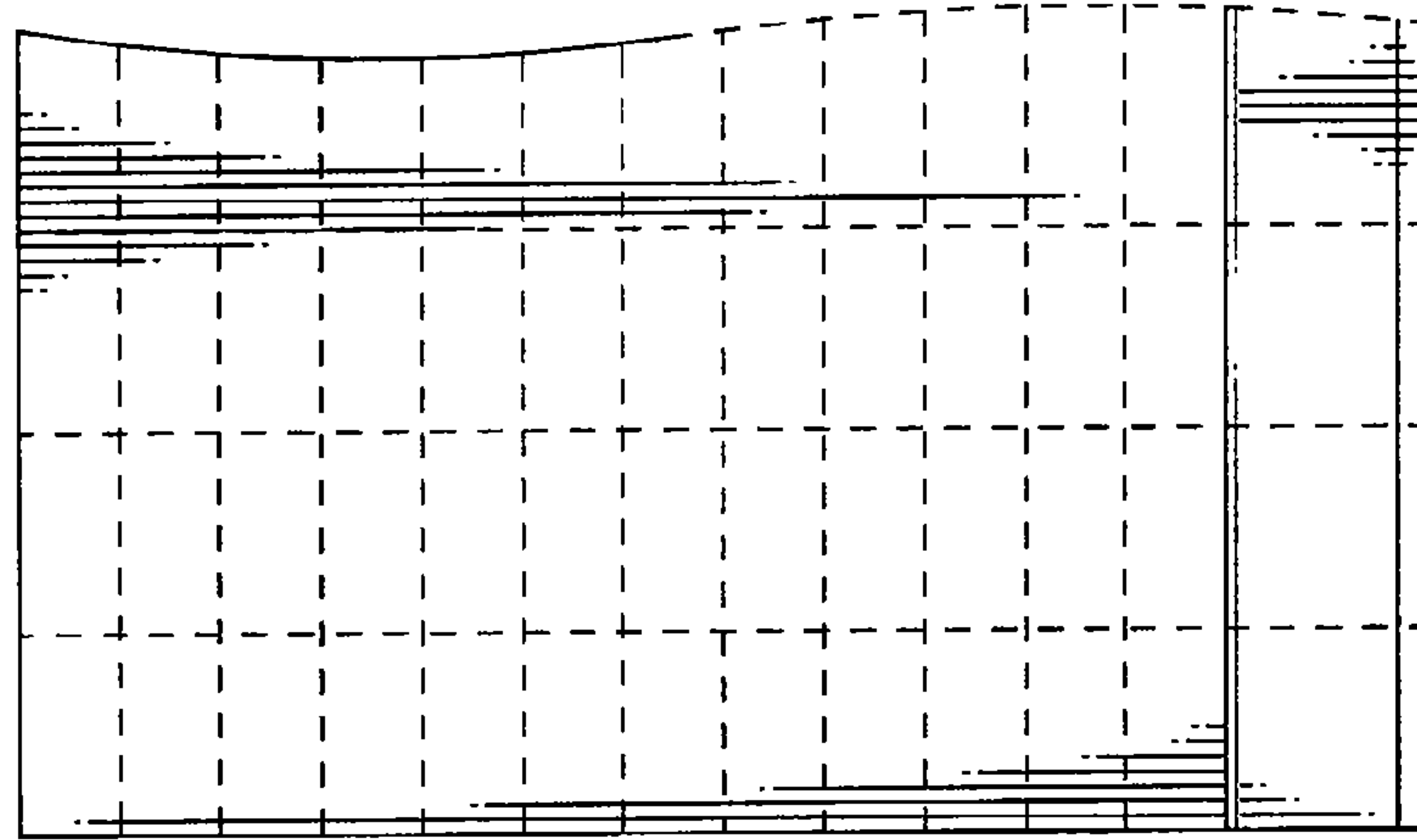


FIG. 2

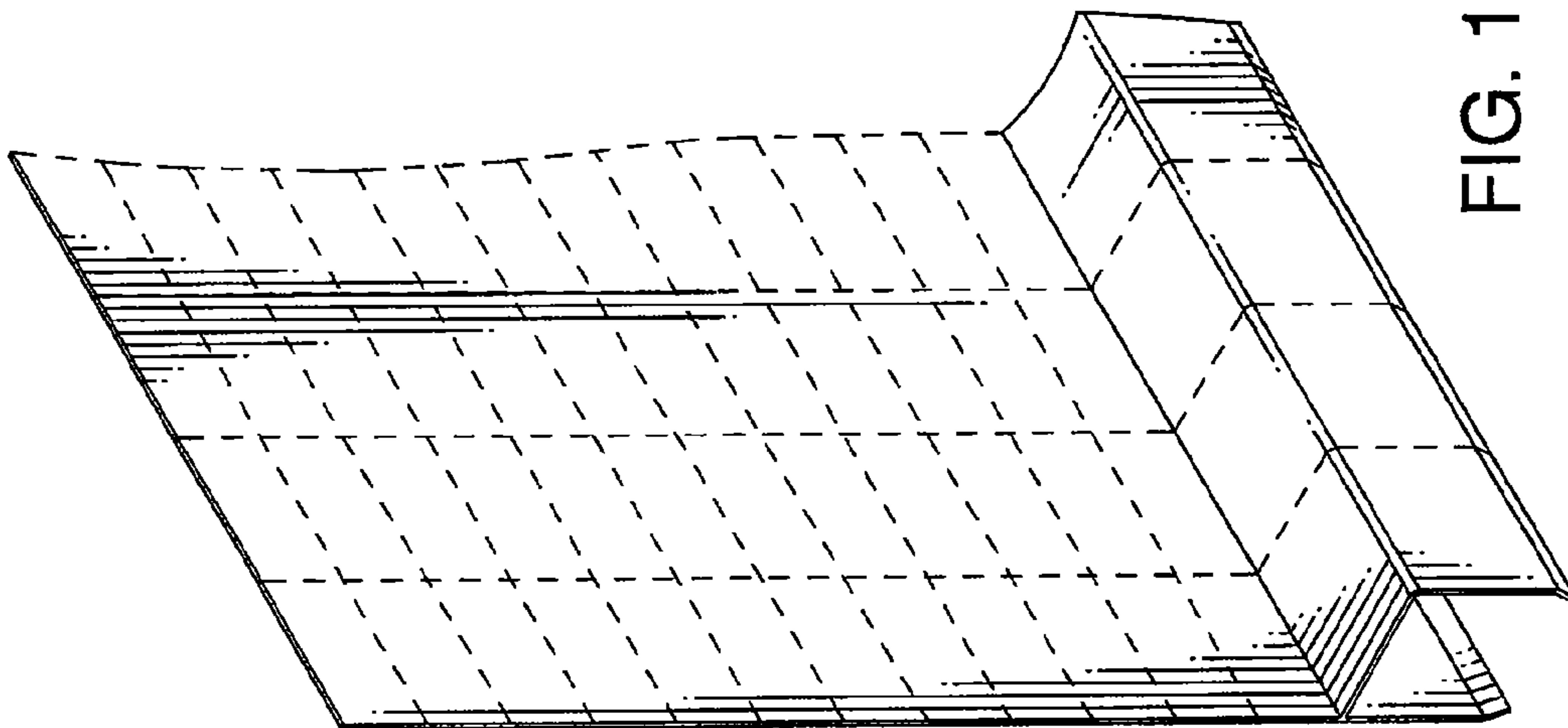


FIG. 1

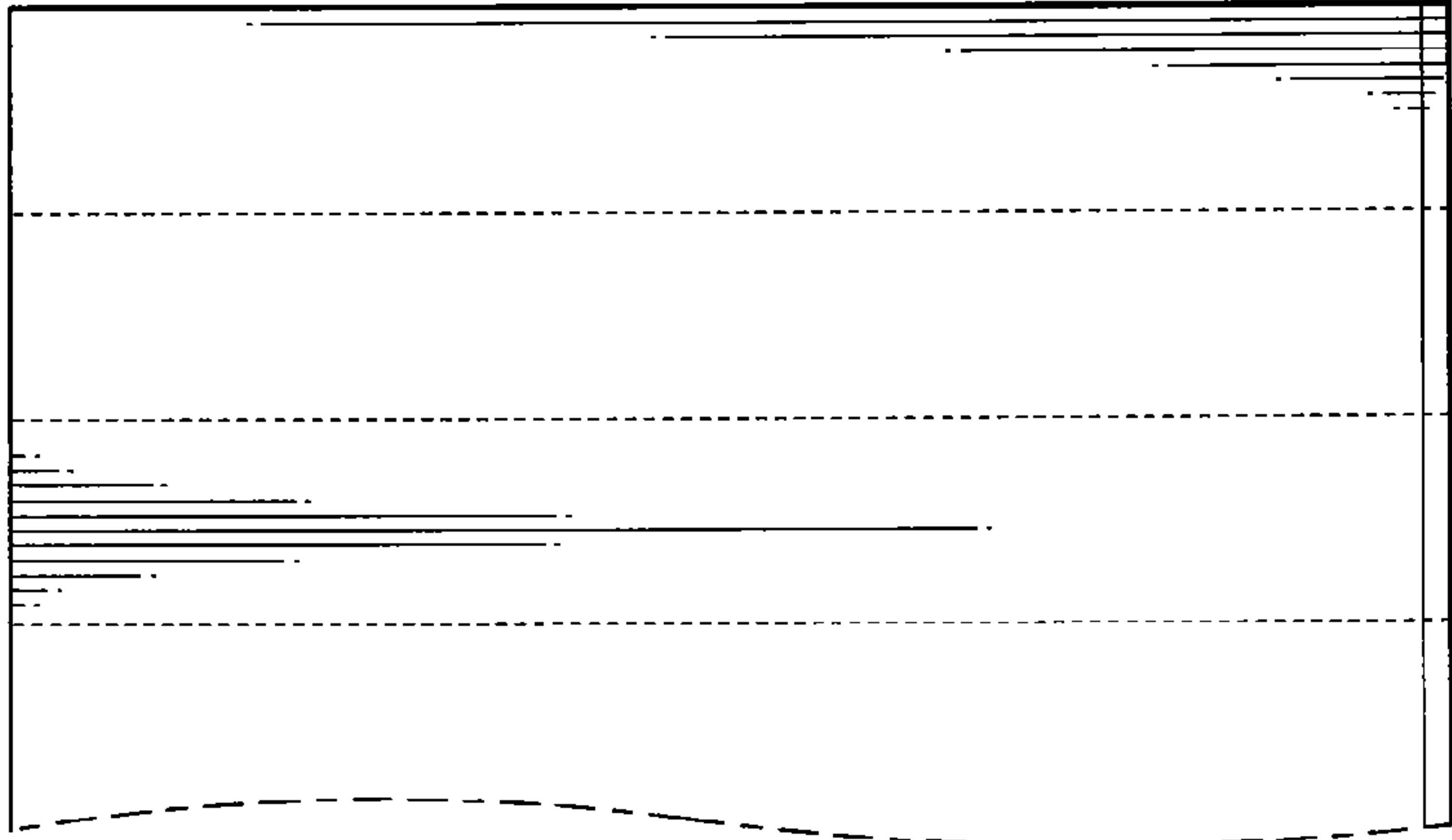


FIG. 3



FIG. 4

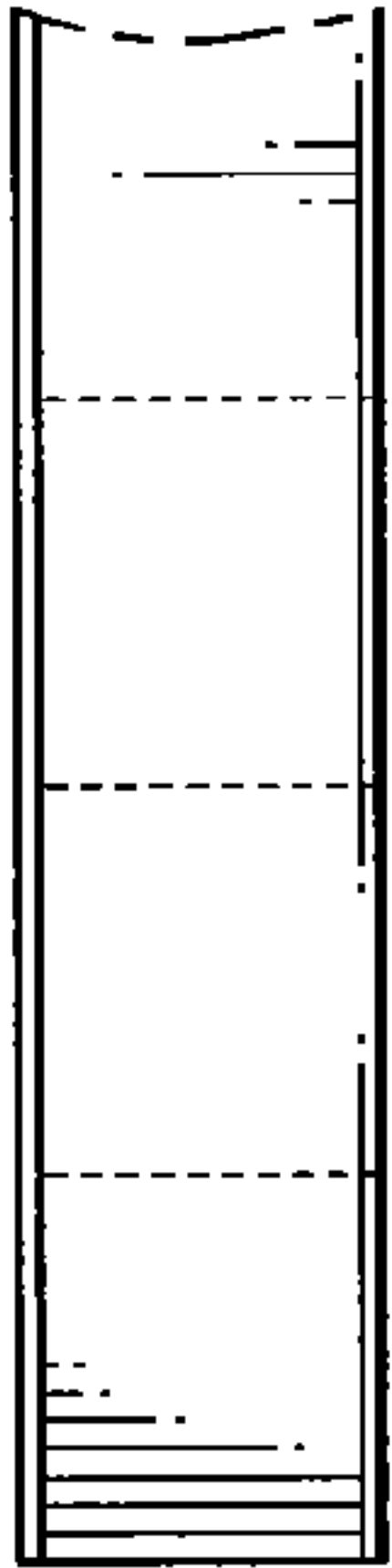


FIG. 5

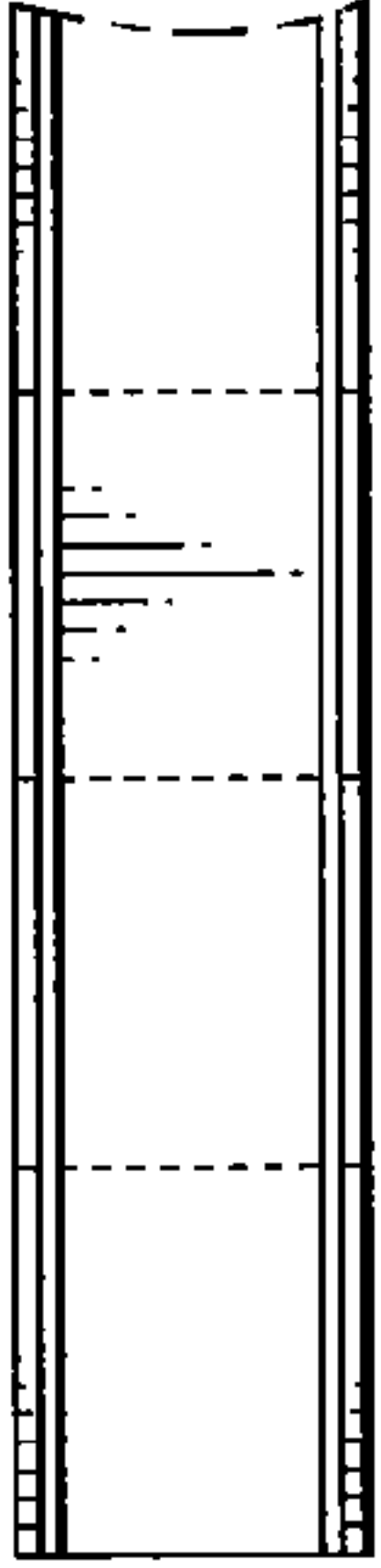


FIG. 6