



US00D727484S

(12) **United States Design Patent**
Yang

(10) **Patent No.:** **US D727,484 S**

(45) **Date of Patent:** **** Apr. 21, 2015**

(54) **PATIO HEATER**

(71) Applicant: **Hui-Feng Yang**, Taichung (TW)

(72) Inventor: **Hui-Feng Yang**, Taichung (TW)

(**) Term: **14 Years**

(21) Appl. No.: **29/507,599**

(22) Filed: **Oct. 29, 2014**

(51) **LOC (10) Cl.** **23-03**

(52) **U.S. Cl.**
USPC **D23/317**

(58) **Field of Classification Search**

USPC D23/323, 328, 332, 336, 339, 342, 386,
D23/338, 317, 314; 126/25 R, 67, 92 A, 92 B,
126/9 A; 362/92, 217, 253; 431/331, 344
See application file for complete search history.

(56) **References Cited**

U.S. PATENT DOCUMENTS

D654,577 S * 2/2012 Smith et al. D23/332
D686,715 S * 7/2013 Smith D23/332

D686,716 S * 7/2013 Smith D23/332
8,677,988 B2 * 3/2014 Jin 126/92 AC
2006/0198084 A1 * 9/2006 Hall et al. 361/600
2008/0152329 A1 * 6/2008 Saunders et al. 392/407

* cited by examiner

Primary Examiner — T. Chase Nelson

Assistant Examiner — Ania Aman

(74) *Attorney, Agent, or Firm* — Egbert Law Offices, PLLC

(57) **CLAIM**

The ornamental design for a patio heater, as shown and described.

DESCRIPTION

FIG. 1 is an upper perspective view of a patio heater showing my new design.

FIG. 2 is a front elevation view thereof;

FIG. 3 is rear elevation view thereof;

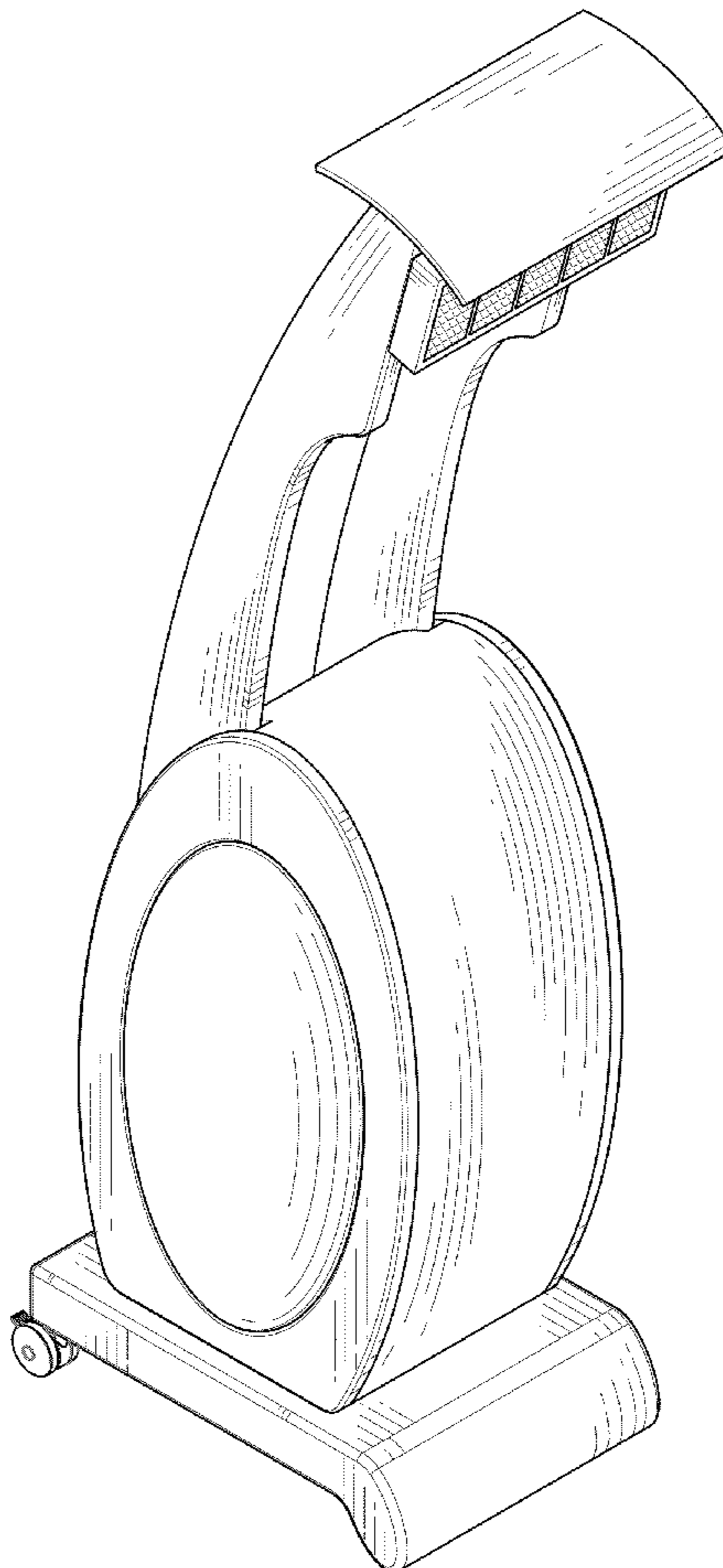
FIG. 4 is a side elevation view thereof;

FIG. 5 is an opposite side elevation view thereof;

FIG. 6 is a top plan view thereof; and,

FIG. 7 is a bottom plan view thereof.

1 Claim, 7 Drawing Sheets



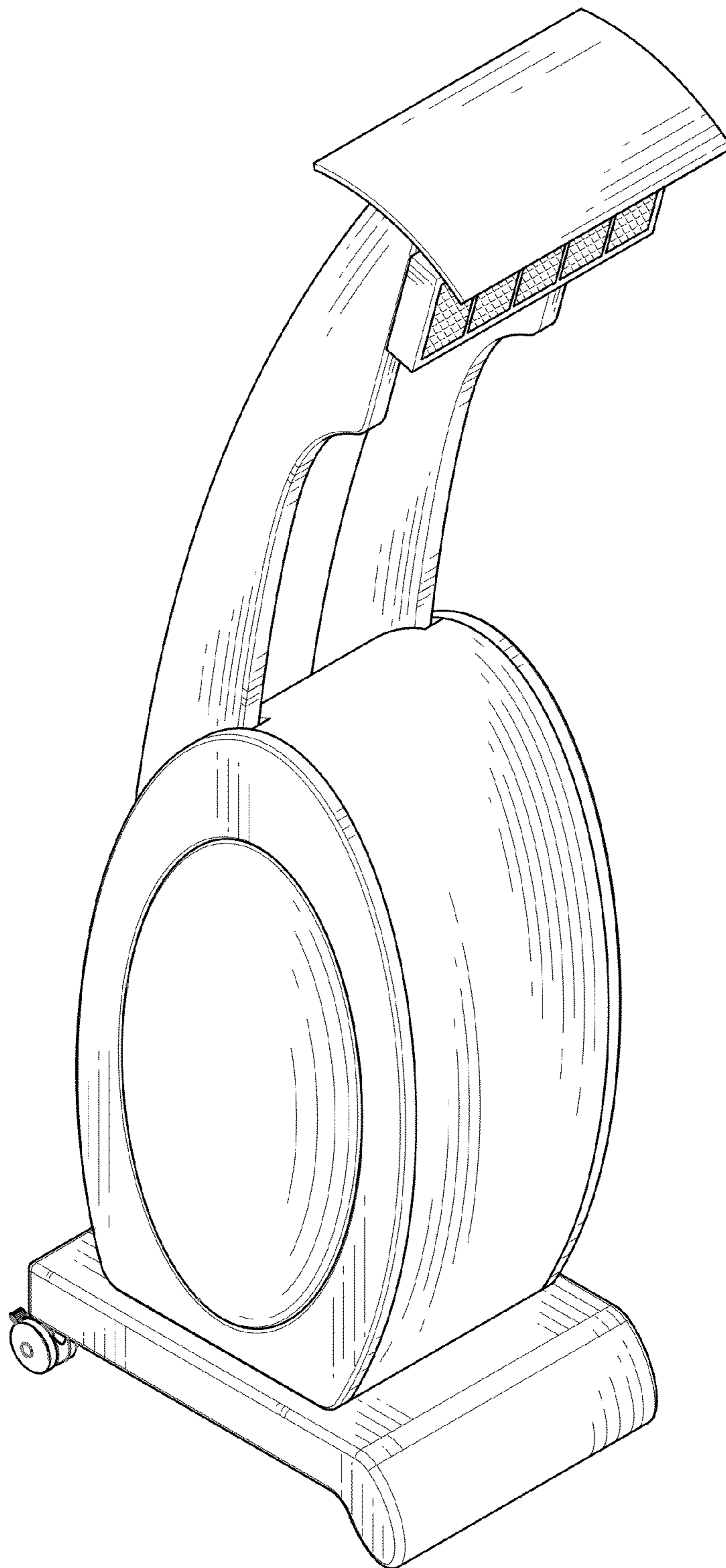


FIG.1

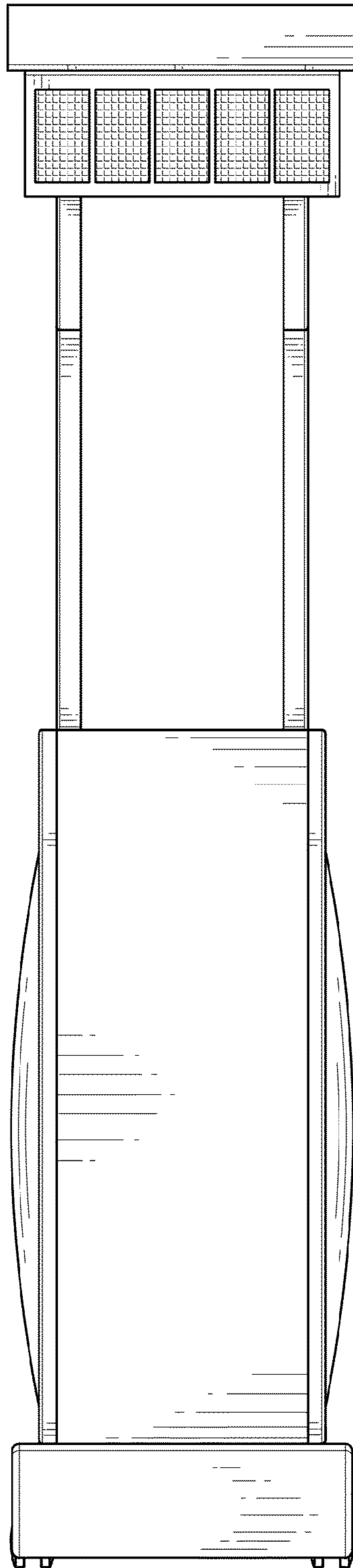


FIG.2

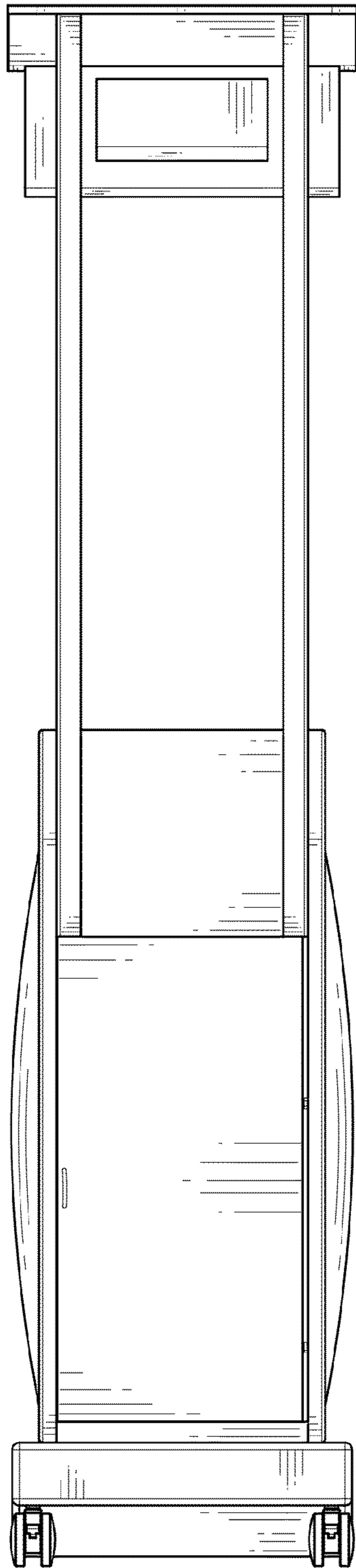


FIG.3

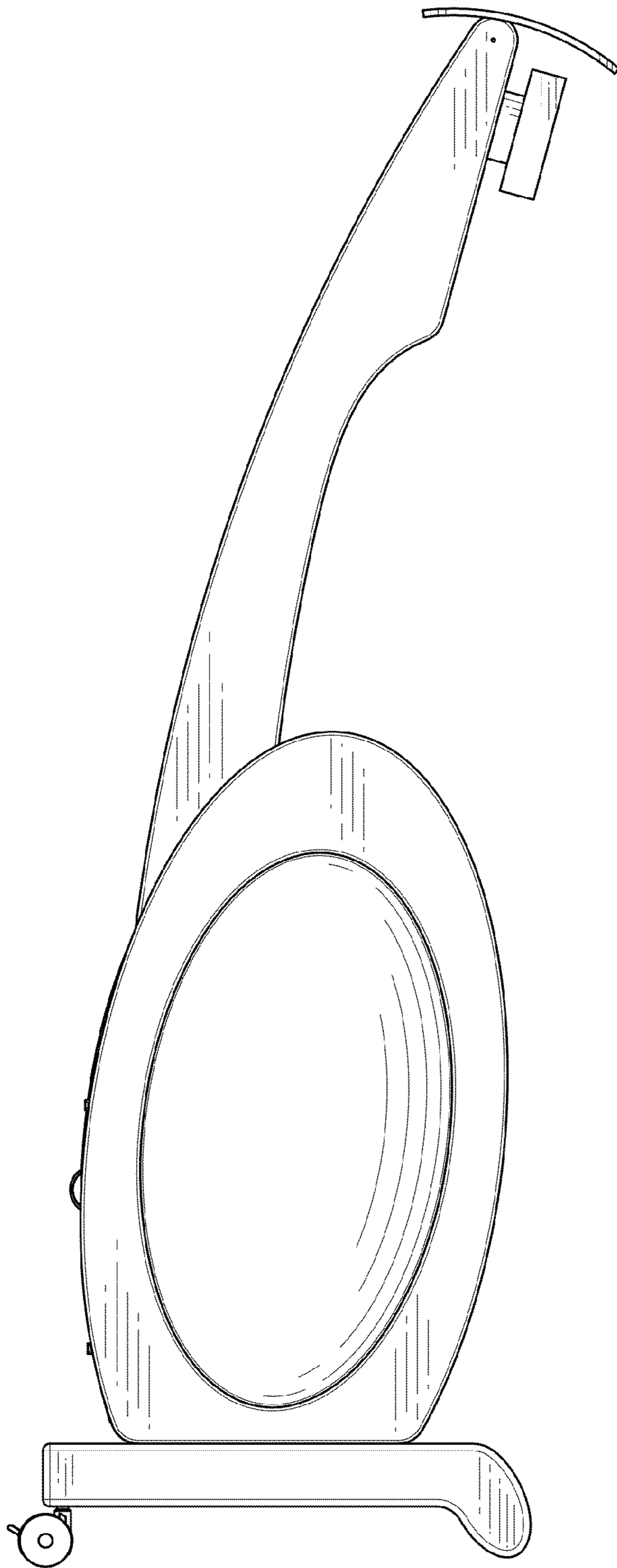


FIG.4

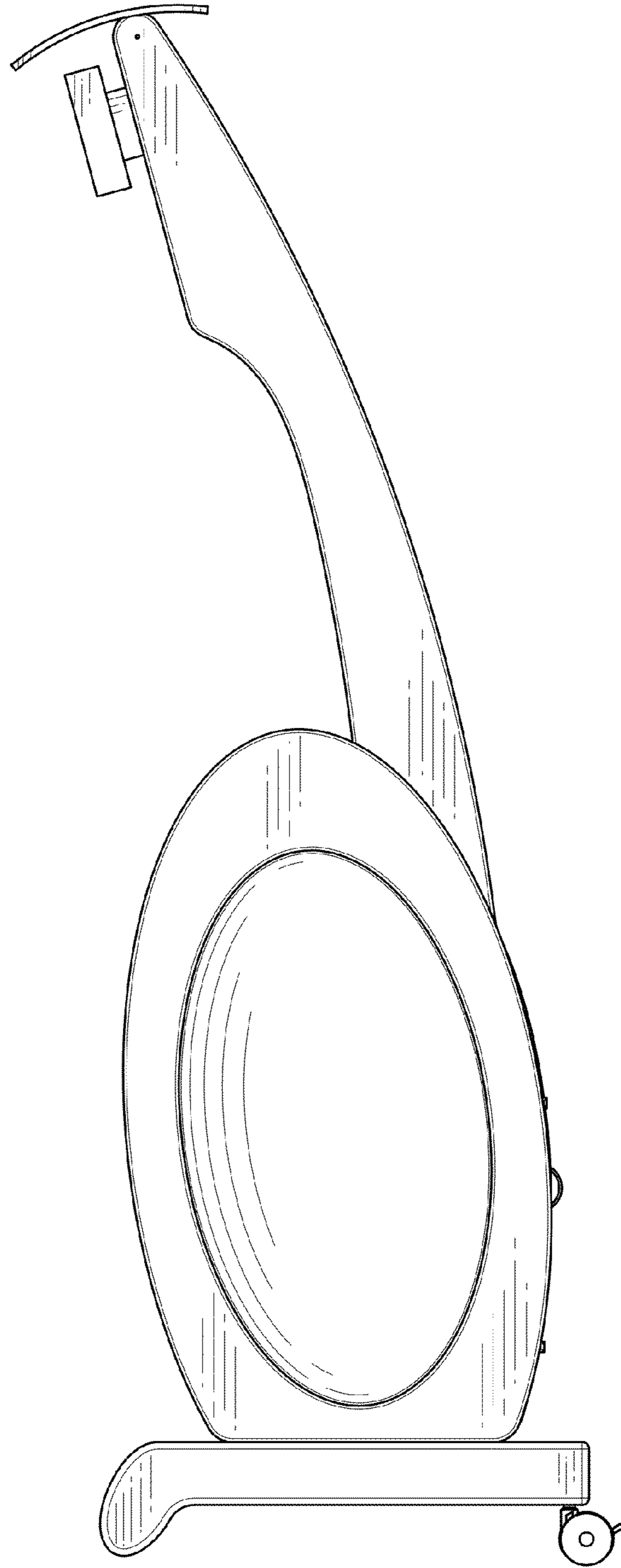


FIG.5




FIG.6




FIG. 7