



US00D727474S

(12) **United States Design Patent**
Hargens et al.

(10) **Patent No.:** **US D727,474 S**
(45) **Date of Patent:** **** Apr. 21, 2015**

(54) **HOSE**

(71) Applicants: **Robert Bosch Tool Corporation**,
Broadview, IL (US); **Robert Bosch GmbH**,
Stuttgart (DE)

(72) Inventors: **Paul F. Hargens**, Dunlap, IL (US);
Alfredo Farne, Embu (BR)

(73) Assignee: **Fiskars Oyj Abp**, Helsinki (FI)

(**) Term: **14 Years**

(21) Appl. No.: **29/453,314**

(22) Filed: **Apr. 26, 2013**

(51) **LOC (10) Cl.** **23-01**

(52) **U.S. Cl.**
USPC **D23/266**

(58) **Field of Classification Search**
USPC D23/213, 223, 224, 2, 229, 230, 259,
D23/263, 266; D24/129; D13/155; 138/103,
138/105, 109, 118, 118.1, 121, 122, 126,
138/128, 140, 154, 155, 157, 158, 167, 173,
138/177; 285/58, 83, 124.1, 124.5, 179,
285/179.1

See application file for complete search history.

(56) **References Cited**

U.S. PATENT DOCUMENTS

2,471,209 A * 5/1949 Gazdik 138/103
4,215,384 A * 7/1980 Elson 361/215

(Continued)

Primary Examiner — Eric Goodman

Assistant Examiner — Daniel J Domino

(74) *Attorney, Agent, or Firm* — Foley & Lardner LLP

(57) **CLAIM**

The ornamental design for a hose, as shown and described.

DESCRIPTION

FIG. 1 is a perspective view of a first embodiment of a hose;

FIG. 2 is a rear elevation view of the hose shown in FIG. 1;

FIG. 3 is a front elevation view of the hose shown in FIG. 1;
FIG. 4 is a left side elevation view of the hose shown in FIG. 1;

FIG. 5 is a right side elevation view of the hose shown in FIG. 1;

FIG. 6 is a top plan view of the hose shown in FIG. 1; and
FIG. 7 is a bottom plan view of the hose shown in FIG. 1.

FIG. 8 is a perspective view of a second embodiment of a hose;

FIG. 9 is a rear elevation view of the hose shown in FIG. 8;

FIG. 10 is a front elevation view of the hose shown in FIG. 8;

FIG. 11 is a left side elevation view of the hose shown in FIG. 8;

FIG. 12 is a right side elevation view of the hose shown in FIG. 8;

FIG. 13 is a top plan view of the hose shown in FIG. 8; and
FIG. 14 is a bottom plan view of the hose shown in FIG. 8.

FIG. 15 is a perspective view of a third embodiment of a hose;

FIG. 16 is a rear elevation view of the hose shown in FIG. 15;

FIG. 17 is a front elevation view of the hose shown in FIG. 15;

FIG. 18 is a left side elevation view of the hose shown in FIG. 15;

FIG. 19 is a right side elevation view of the hose shown in FIG. 15;

FIG. 20 is a top plan view of the hose shown in FIG. 15; and
FIG. 21 is a bottom plan view of the hose shown in FIG. 15.

FIG. 22 is a perspective view of a fourth embodiment of a hose;

FIG. 23 is a rear elevation view of the hose shown in FIG. 22;

FIG. 24 is a front elevation view of the hose shown in FIG. 22;

FIG. 25 is a left side elevation view of the hose shown in FIG. 22;

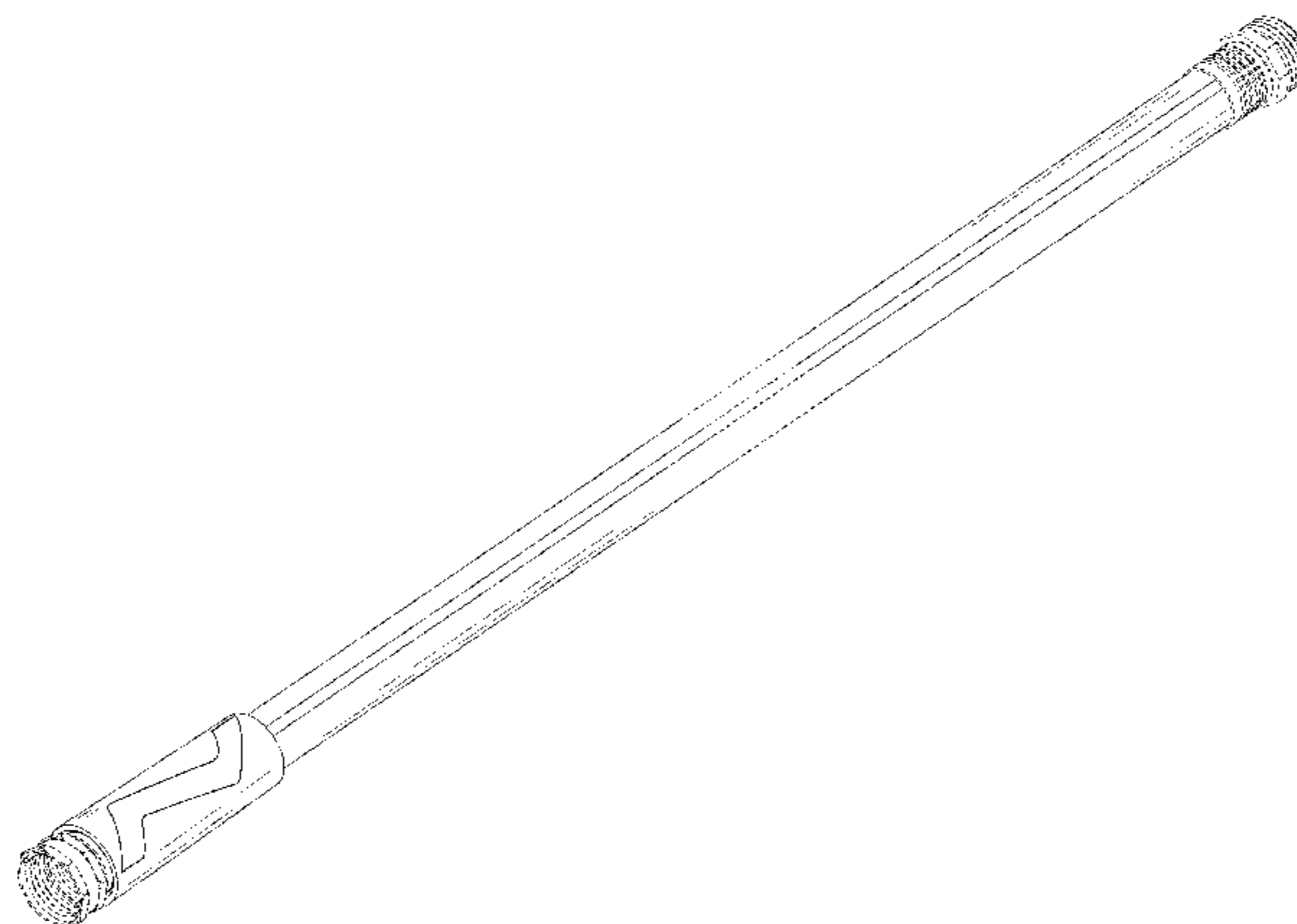
FIG. 26 is a right side elevation view of the hose shown in FIG. 22;

FIG. 27 is a top plan view of the hose shown in FIG. 22; and,
FIG. 28 is a bottom plan view of the hose shown in FIG. 22.

The broken lines shown in the drawings illustrate portions of the hose that form no part of the claimed design.

The hose is shown with a symbolic break in its length. The appearance of any portion of the hose between the break lines forms no part of the claimed design.

1 Claim, 16 Drawing Sheets



(56)

References Cited

U.S. PATENT DOCUMENTS

D317,968 S *	7/1991	Tsai	D23/226	6,619,570 B1 *	9/2003	Ericksen et al.	239/532
D323,207 S *	1/1992	Cole et al.	D23/266	6,663,307 B2 *	12/2003	Kopanic et al.	401/190
D351,015 S *	9/1994	Caceres et al.	D23/213	D533,270 S *	12/2006	Kierce et al.	D24/112
D357,097 S *	4/1995	Lee	D32/45	7,389,949 B2 *	6/2008	Marchand et al.	239/526
D358,195 S *	5/1995	Tsai	D23/213	D574,932 S *	8/2008	Zhuang	D23/266
D362,935 S *	10/1995	Lee	D32/35	D581,033 S *	11/2008	Christopher et al.	D23/263
D364,447 S *	11/1995	Wang	D23/223	D628,271 S *	11/2010	Carpanese	D23/213
6,409,606 B1 *	6/2002	Nakajima et al.	464/181	2007/0121332 A1 *	5/2007	Liu	362/459
					2008/0190506 A1 *	8/2008	Cleveland	138/110
					2014/0131474 A1 *	5/2014	Gansebom	239/73

* cited by examiner

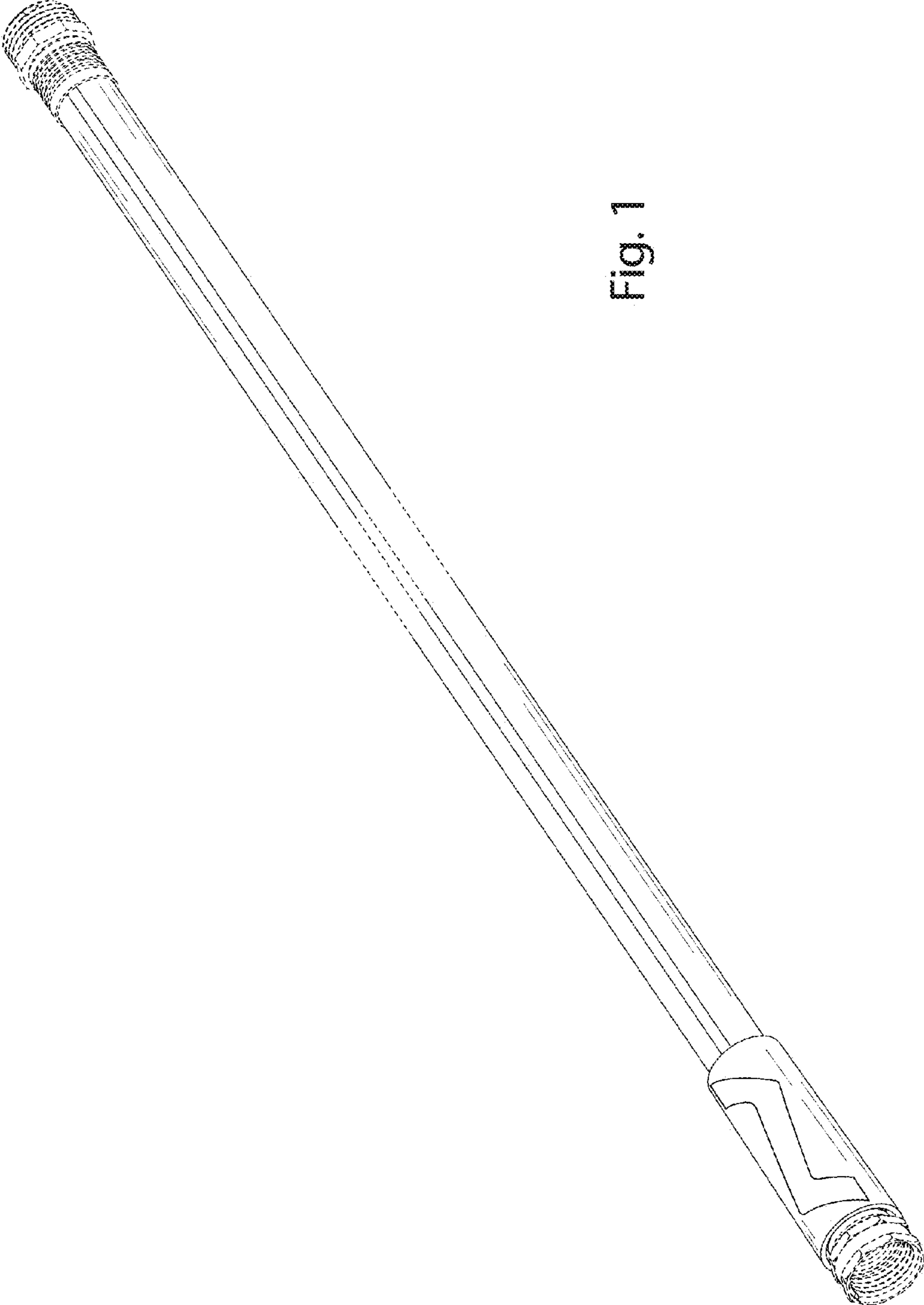


Fig. 1

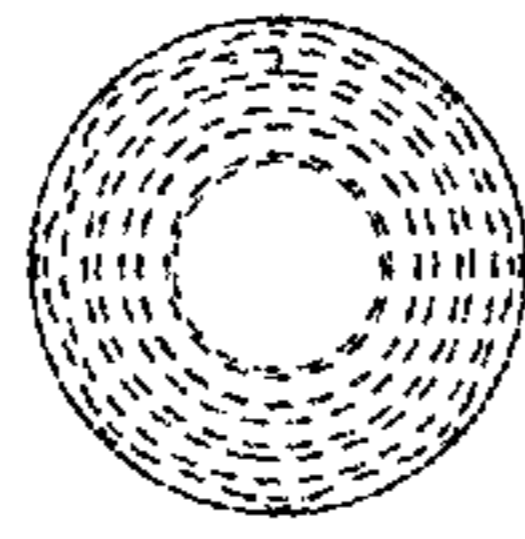


Fig. 3

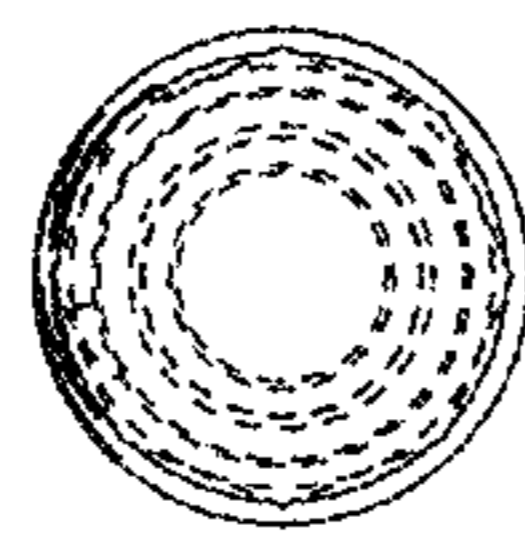


Fig. 2

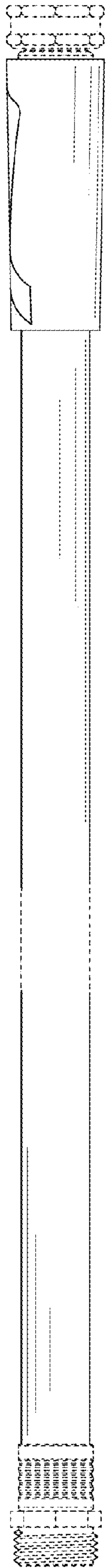


Fig. 4




Fig. 5

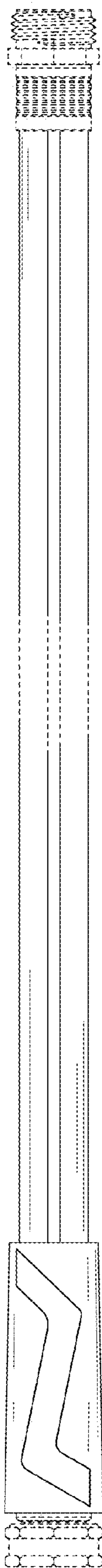


Fig. 6




Fig. 7

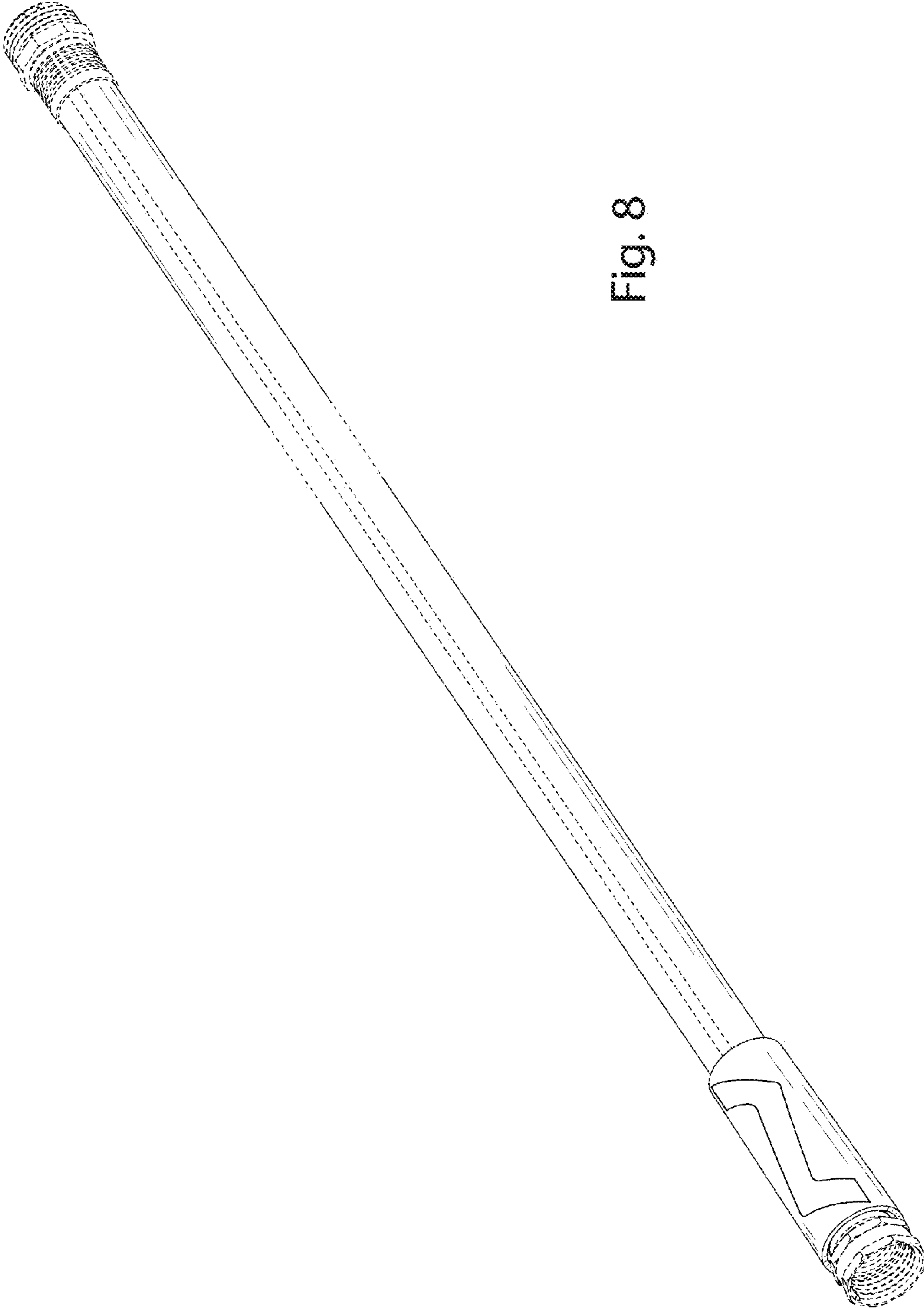


Fig. 8

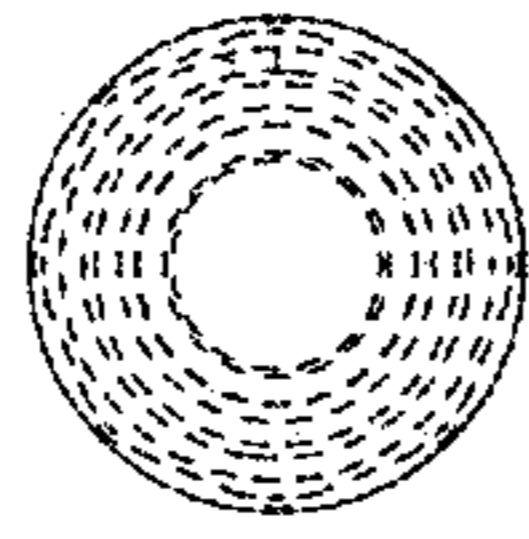


Fig. 10

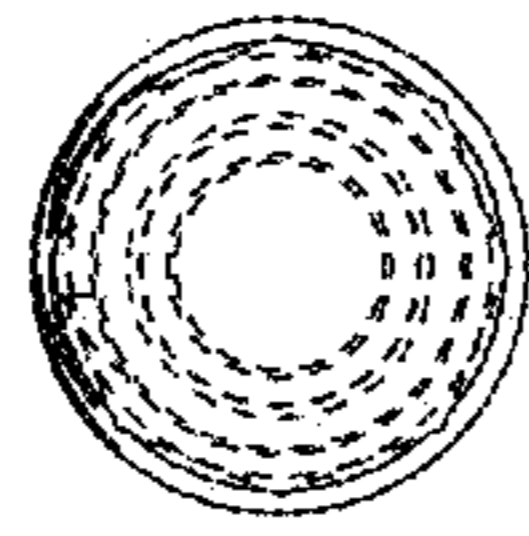


Fig. 9




Fig. 11




Fig. 12

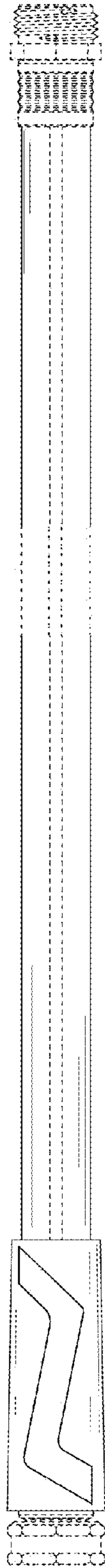


Fig. 13




Fig. 14

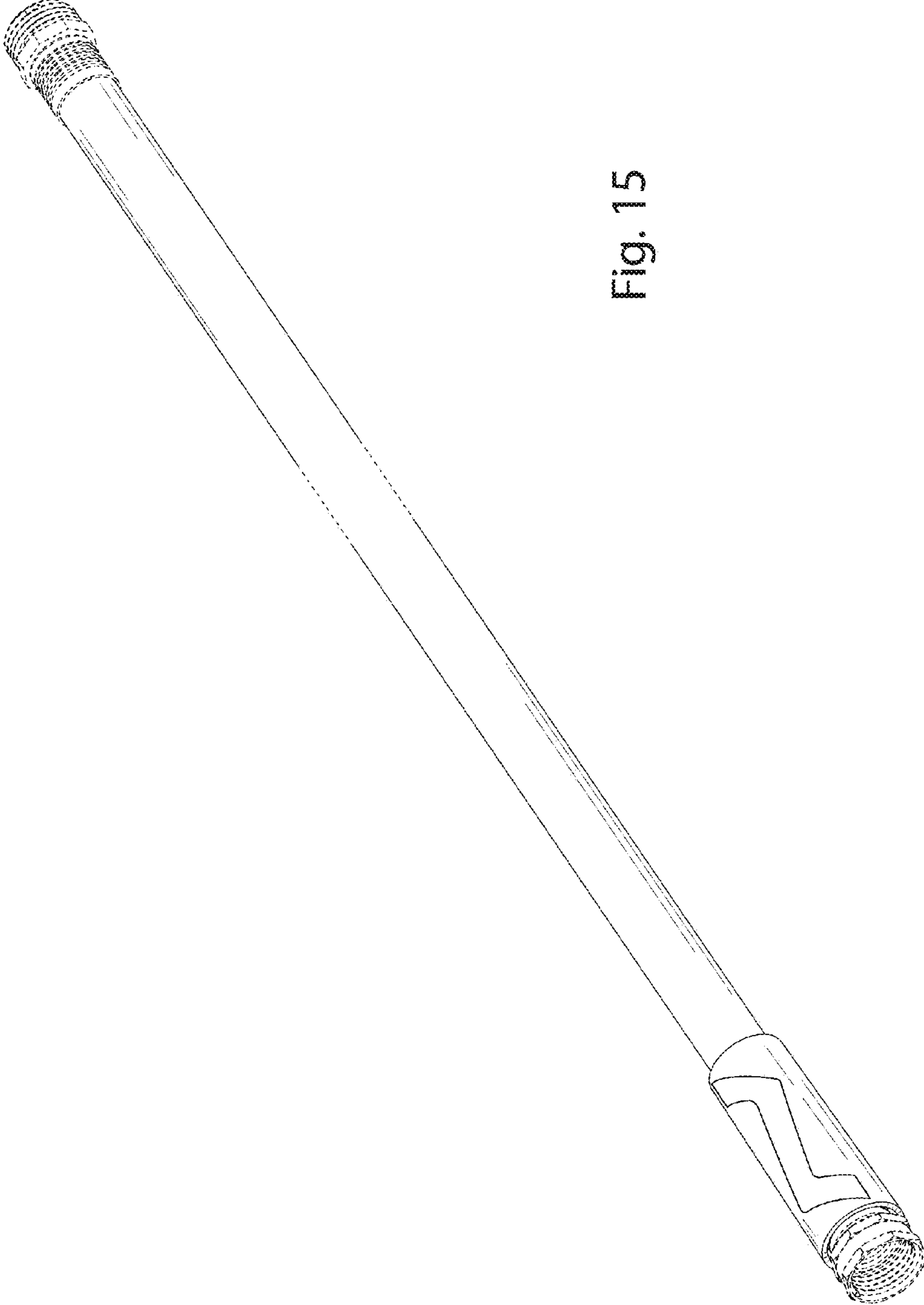


Fig. 15

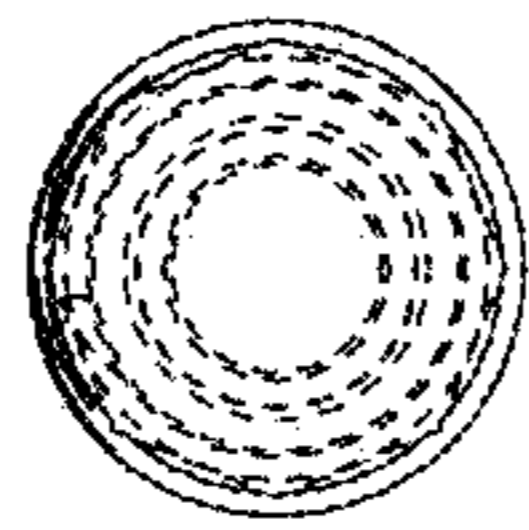


Fig. 16

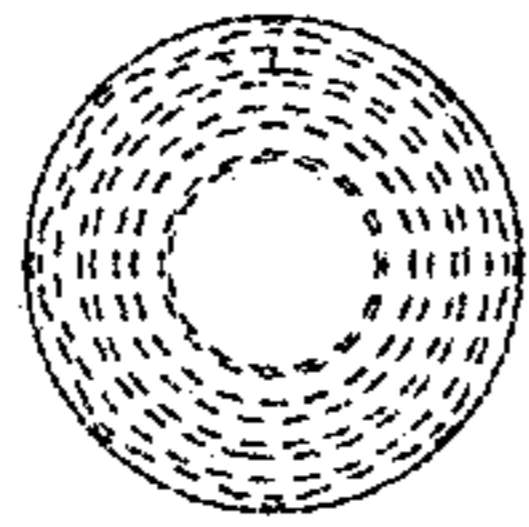


Fig. 17

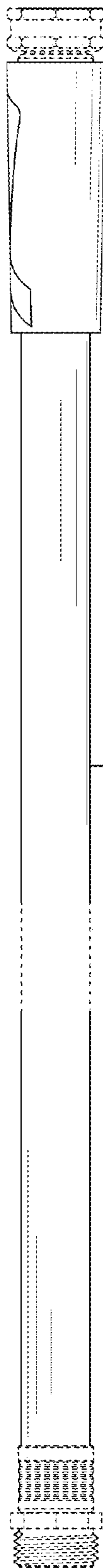


Fig. 18



Fig. 19

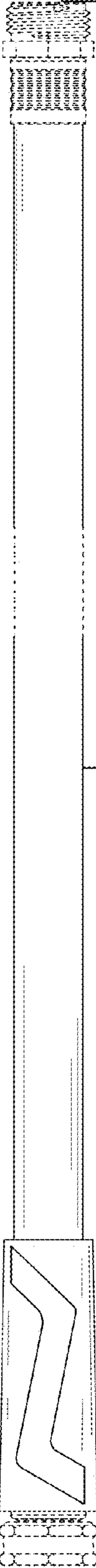


Fig. 20



Fig. 21

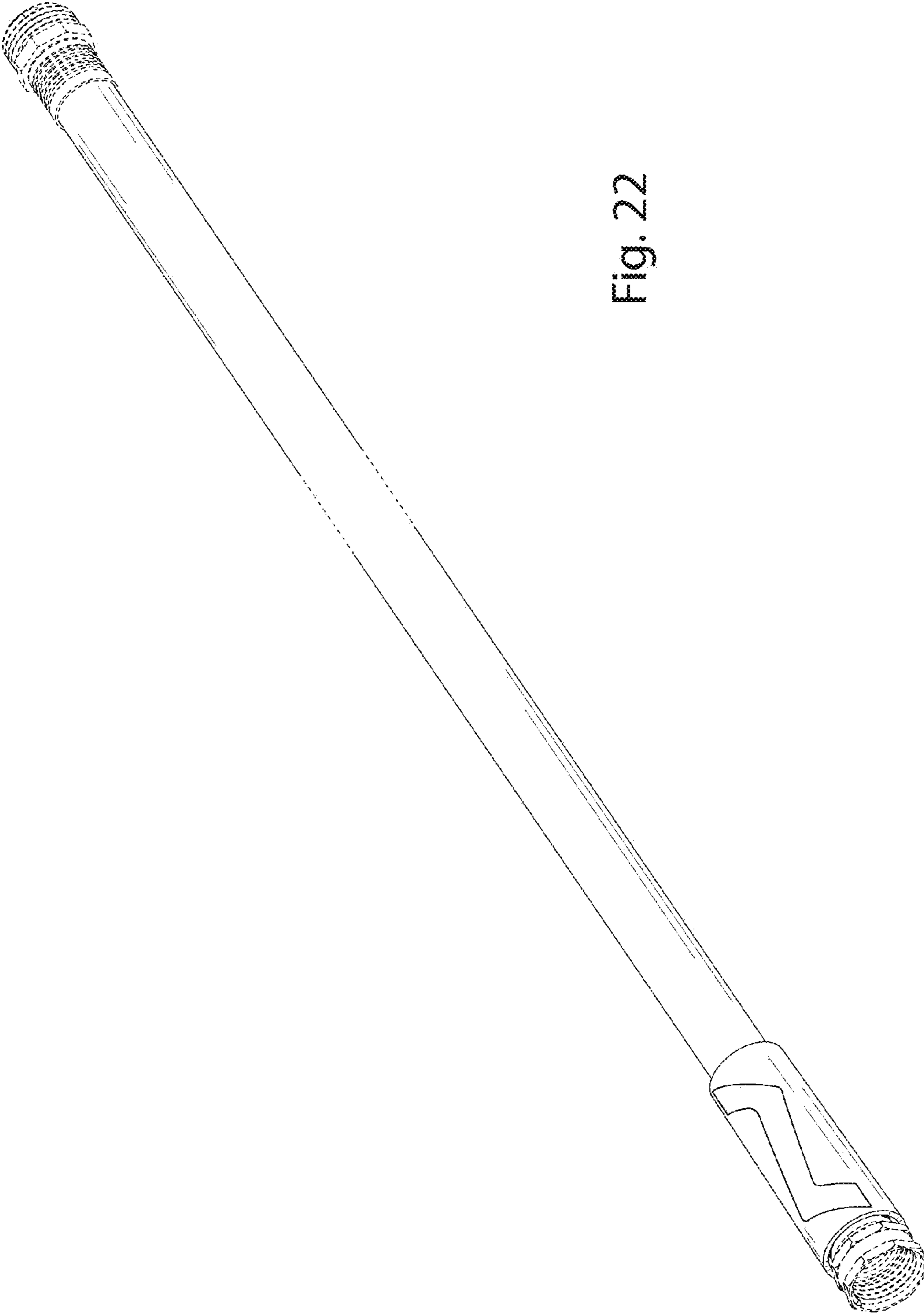


Fig. 22

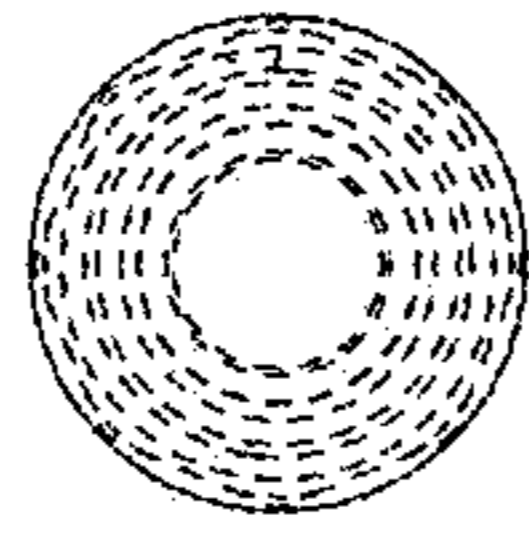


Fig. 24

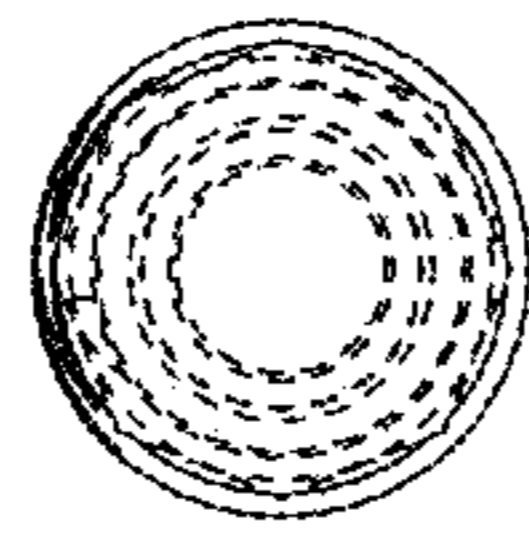


Fig. 23




Fig. 25

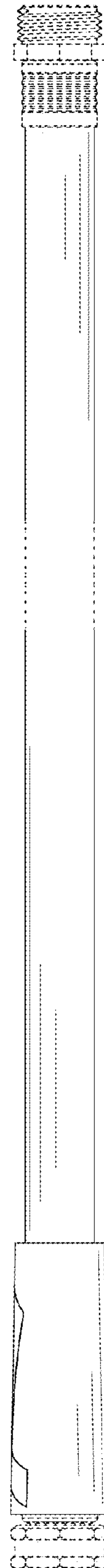


Fig. 26

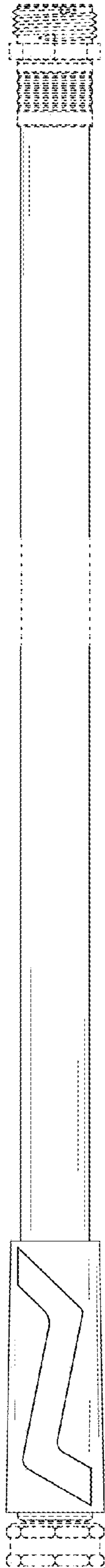


Fig. 27




Fig. 28